Finance Committee Agenda

March 21, 5:30pm, Amy Levin Center

Expected Committee Members: Mike Babet (Committee Chair), Chief Tim Barfield, Tim Carrion, Michael Finch, Michelle Flanagan, Pat McGervery, James Schaeper and Dan Urbin (ex-officio)

Expected Staff: Michael Doud and Barry Habony

Informational Item:

1. *Contracts Authorized by the Executive Director on Behalf of the MHARS Board of Directors*. (pg. 2)

Recommendations:

1. Review and recommendation for approval of the MHARS Board FY23 Financial Statements through February 2023. (pg. 3-11)
2. Review and recommendation for approval of the MHARS Board Listing of Expenses for February totaling $1,285,003.41. (pg. 12-14)
3. Review and recommendation for approval of the MHARS Board FY23 budget revisions. (pg. 15-16)
4. Review and recommendation for approval of *Contracts to be Authorized by the MHARS Board of Directors.* (pg. 17-21)
5. Review and recommendation for approval of revised *Petty Cash Policy*. (To be provided at meeting)
6. Review and recommendation for approval of *Bank Account and Debit Cards Policy and Procedures.* (To be provided at meeting)

Discussion of any other finance related items.
Discussion of Consent Agenda items.

Next meeting of the Finance Committee is currently scheduled for Tuesday April 18th 2023 @ 5:30pm at the Amy Levin Center

Contracts Authorized by the Executive Director on Behalf of the MHARS Board of Directors

March 21, 2023

Contractor/Vendor	Service Provided	Contracted/Budgeted Amount
Brian-Kyles	Landscaping agreement for North Ridge Road	NTE $15,188.16 for 4/1/23 - 10/31/23
Brian-Kyles	Landscaping agreement for Oberlin Avenue (Note contract will terminate upon sale of property)	NTE $4,350.06 for 4/1/23 - 10/31/23
Pitney Bowes	Postage Meter lease agreement $210.18/quarter	NTE $4,203.60 for 7/1/23 - 6/30/28
Mark Sanders DBA On The Mark Consulting	Provide a virtual educational service for first responders	NTE $500 for 9/21/22 - 6/30/23
Esther Miller	Provide EMDR consultation services @ $450/group	NTE $4,500 for 2/13/23 - 6/30/23

MENTAL HEALTH, ADDICTION AND RECOVERY SERVICES BOARD OF LORAIN COUNTY

STATEMENT OF REVENUES AND EXPENSES FY23

Unaudited

JULY 1, 2022 TO FEBRUARY 28, 2023

	BUDGET		ACTUAL			
	AMENDED FY23 BUDGET	YEAR TO DATE BUDGET	YEAR TO DATE ACTUAL	FEBRUARY 2023	VARIANCE	% OF VARIANCE
REVENUES						
Levy 0.6 mill 5-year renewal expires 12/31/22	$ 3,840,783	$ 1,806,784	$ 1,703,233	$ -	$ (103,551)	-5.7%
Levy 1.2 mill 10-year renewal expires 12/31/24	8,223,547	3,864,547	3,661,520	-	(203,027)	-5.3%
Local Grants	75,000	46,250	46,250	-	-	0.0%
State Allocations & Grants	2,446,511	1,679,405	1,679,405	113,743	-	0.0%
Federal Allocations & Grants	6,354,990	2,432,220	2,432,220	73,219	-	0.0%
Pass-Through Grants	871,123	740,842	740,842	151,098	-	0.0%
Integrated Services Partnership	501,000	256,880	258,260	23,550	1,380	0.5%
Miscellaneous	459,169	94,069	52,536	75	(41,533)	-44.2%
TOTAL REVENUES	**$ 22,772,123**	**$ 10,920,997**	**$ 10,574,266**	**$ 361,685**	**$ (346,731)**	-3.2%
EXPENSES						
Personnel - Salary & Benefits	$ 2,067,100	$ 1,265,462	$ 1,170,447	$ 129,707	$ 95,015	7.5%
Operating	600,483	413,492	418,039	37,970	(4,547)	-1.1%
Printing & Advertising	140,281	125,705	120,484	3,307	5,221	4.2%
Capital Outlay	50,000	-	-	-	-	0.0%
Administration Building Remodel	95,600	95,600	93,819	10,665	1,781	1.9%
Crisis Receiving Center	2,000,000	165,192	165,192	-	-	0.0%
Auditor & Treasurer Fees - Levy	203,500	88,000	78,837	-	9,163	10.4%
Integrated Services Partnership	1,626,942	949,265	544,365	18,818	404,900	42.7%
Pass-Through Grants	871,123	740,842	589,743	61,962	151,099	20.4%
Agency & Community	2,717,122	1,469,985	707,112	161,565	762,873	51.9%
Network Agency Contracts	18,150,708	9,928,416	7,541,081	990,716	2,387,335	24.0%
TOTAL EXPENSES	**$ 28,522,859**	**$ 15,241,959**	**$ 11,429,119**	**$ 1,414,710**	**$ 3,812,840**	25.0%
NET	**$ (5,750,736)**	**$ (4,320,962)**	**$ (854,853)**	**$ (1,053,025)**	**$ 3,466,109**	

Payroll FY23	129,707
Report of Expenses	1,285,003
	1,414,710

MENTAL HEALTH, ADDICTION AND RECOVERY SERVICES BOARD OF LORAIN COUNTY

STATEMENT OF CASH POSITION FY23

Unaudited

JULY 1, 2022 TO FEBRUARY 28, 2023

	AMENDED FY23 BUDGET	YEAR TO DATE ACTUAL
Board Levy Cash Balance - Beginning of Period	$15,063,700	$15,063,700
Board Levy Cash Balance - End of Period	$12,537,974	$14,265,962
Board Unrestricted Cash Balance - Beginning of Period	$46,107	$46,107
Board Unrestricted Cash Balance - End of Period	$0	$0
Local/State/Federal Allocations & Grants Cash Balance - Beginning of Period	$2,084,417	$2,084,417
Local/State/Federal Allocations & Grants Cash Balance - End of Period	$31,456	$2,208,415
Pass-Through Cash Balance - Beginning of Period	$0	$0
Pass-Through Cash Balance - End of Period	$0	$151,099
ISP Cash Balance Held by Board as Fiscal Agent - Beginning of Period	$2,081,231	$2,081,231
ISP Cash Balance Held by Board as Fiscal Agent - End of Period	$955,289	$1,795,126
Total Cash Balance - Beginning of Period	$19,275,455	$19,275,455
Total Cash Balance - End of Period	$13,524,719	$18,420,602
Net Difference	($5,750,736)	($854,853)
Board Levy Cash Balance	**$12,537,974**	**$14,265,962**
Reserve: Committed to Crisis Receiving Center Capital	($2,000,000)	($2,000,000)
Reserve: Committed to Crisis Receiving Center Operations	($4,889,318)	($4,889,318)
Reserve: Capital Improvements	($100,000)	($100,000)
Reserve: Sick/Vacation Payout at Retirement or Separation	($257,651)	($291,624)
Reserve: Cash Flow	($2,846,220)	($2,641,486)
Board Levy Unobligated Cash Balance	**$2,444,785**	**$4,343,534**

Allocations & Grants Supporting Schedule

	FY23 BUDGET	FY23 RECEIVED
Local Grants:		
Hold for Unallocated	8,377	-
OCABHA Week of Appreciation Mini-Grant 2022	1,500	1,500.00
NAMI - CIT - NEOMED	1,800	1,800.00
Suicide Coalition	950	950.00
BWC Substance Use Recovery and Workplace Safety Program	50,000	42,000.00
Collective Impact	12,373	-
	75,000	46,250.00
State Allocations & Grants:		
Community Innovations - Community Medication (Psychotropic Drug)	50,000	-
Continuum of Care - Additional Community Investment	88,631	88,631.00
Continuum of Care - Community Investments (Board Elected)	316,684	233,763.00
Continuum of Care - Community Investments (Central Pharmacy)	72,500	69,670.44
Continuum of Care - Community Investments (MH Portion)	889,208	666,906.00
Continuum of Care - Community Investments (SUD Portion)	139,646	104,734.50
Continuum of Care - Crisis Flexible Funds	146,025	146,025.00
Continuum of Care - Crisis Stabilization Funds	35,700	35,700.00
Continuum of Care - NEO Collaborative Care Coordination	25,000	-
Continuum of Care - NEO Collaborative Jail Program	70,000	35,000.00
Criminal Justice Services - Addiction Treatment Program (ATP)	150,000	112,500.00
Criminal Justice Services - Community Transition Program (CTP)	20,000	15,000.00
Criminal Justice Services - Forensic Monitoring	12,734	9,550.50
Multi-System Adult Program Recovery Supports (MSA)	183,051	-
Prevention & Wellness - Prevention Services Evidence Based Practice (EBP)	24,800	24,800.00
Prevention & Wellness - Primary Prevention	22,685	17,013.75
Prevention & Wellness - Early Intervention	55,000	-
Problem Casino/Gambling Addiction - SUD Gambling Addiction Prevention/Treatment	98,947	74,210.25
Recovery Housing Operating Allocation	45,900	45,900.00
	2,446,511	1,679,404.44
Federal Allocations & Grants:		
Housing and Urban Development (HUD) Grant - Shelter + Care	465,439	212,773.00
Indigent Patient Placement Program	-	-
Mental Health Block Grant	174,344	131,308.00
Mental Health Court Grant	5,475	5,475.00
Mobile Response and Stabilization Services (MRSS)	188,892	148,897.00
Projects for Assistance in Transition from Homelessness (PATH) Grant	117,997	53,863.69
SAPT Block Grant - Crisis Infrastructure	50,000	50,000.00
State Opioid Response (SOR) Grant - Local Project Treatment and Recovery (Jul-Sep FFY22) SOR 2.0	640,037	640,037.32
State Opioid Response (SOR) Grant - Local Project Treatment and Recovery (Jul-Sep FFY22) Overdose Awareness	6,697	6,696.07
State Opioid & Stimulant Response (SOS) Grant - Local Project Treatment and Recovery (Oct-Sep FFY23) SOS 3.0	3,037,354	273,325.77
State Opioid Response (SOR) Grant - Care Teams and Education Media Campaign	203,843	-
Substance Abuse Block Grant (SABG) - Adolescent Treatment Services	276,573	61,134.76
Substance Abuse Prevention and Treatment (SAPT) Block Grant - Prevention	295,762	221,821.50
Substance Abuse Prevention and Treatment (SAPT) Block Grant - Treatment	743,682	557,761.50
Title XX Grant	148,895	69,126.00
	6,354,990	2,432,219.61
Pass-Through Grants:		
Lorain County Domestic Relations Family and Juvenile Drug Court	82,616	61,962.00
Subsidized Docket Support - Specialized Docket Payroll Subsidy Project	350,000	350,000.00
Substance Abuse Block Grant (SABG) - Circle for Recovery	75,354	56,515.50
Women's Treatment & Recovery	363,153	272,364.00
	871,123	740,841.50

Agency & Community Supporting Schedule

	Allocation/Grant FY23 Budget	Levy FY23 Budget	TOTAL FY23 BUDGET	Allocation/Grant FY23 Expense	Levy FY23 Expense	TOTAL FY23 EXPENSE
Supplies/Materials/Other	-	3,500	3,500	-	1,282.40	1,282.40
Contractual/Purchased Services (Trainings, Consultations, Housing Inspections etc.)	-	110,120	110,120	-	36,188.15	36,188.15
Pooled Agency Services (Bilingual Staff Incentive, Internship, Interpreting, Etc.)	-	33,000	33,000	-	5,091.94	5,091.94
Bridge Pointe Commons - Front Desk and Security	-	168,063	168,063	-	87,945.93	87,945.93
Lorain County Sheriff Jail Re-Entry Coordinator	88,812	-	88,812	32,017.60	-	32,017.60
Transport Services - LifeCare	-	50,000	50,000	-	8,910.39	8,910.39
Adult Inpatient Local Bed Days (Mercy)	120,000	100,000	220,000	54,400.00	-	54,400.00
Indigent/Youth Inpatient Local Bed Days (Various other than Mercy)	-	10,000	10,000	-	21,870.00	21,870.00
Respite (Blessing House)	-	10,000	10,000	-	-	-
Youth Led Suicide "You Belong" Initiative	-	30,000	30,000	-	31,983.60	31,983.60
FCFC Funding	-	40,000	40,000	-	40,000.00	40,000.00
Housing Needs Assessment	-	50,000	50,000	-	-	-
Lorain Housing Project Capital Allocation	-	250,000	250,000	-	-	-
Hold for Unallocated	8,697	-	8,697	-	-	-
BWC Substance Use Recovery and Workplace Safety Program	50,727	-	50,727	8,224.50	-	8,224.50
NAMI - CIT - NEOMED	1,800	-	1,800	-	-	-
Community Collective Impact Grant	12,373	-	12,373	6,585.30	-	6,585.30
Communities Talk to Prevent Underage Drinking Planning Stipend - SAMHSA	750	-	750	-	-	-
Treatment Advocacy Center Mini-Grant	1,000	-	1,000	-	-	-
Week of Appreciation Mini-Grants - OACBHA	2,622	-	2,622	2,621.68	-	2,621.68
Lorain County Suicide Prevention Coalition - OSPF - Strength & Sustain	250	-	250	-	-	-
Parent Coach Training Stipend - NCASA	1,250	-	1,250	-	-	-
Suicide Coalition	1,750	-	1,750	581.47	-	581.47
Opiate Outreach	20,590	-	20,590	-	-	-
Addiction Treatment Program (ATP)	295,819	-	295,819	117,287.92	-	117,287.92
Prevention & Wellness	207,211	-	207,211	35,100.00	-	35,100.00
Gambling Addiction/Prevention	81,456	-	81,456	22,091.41	-	22,091.41
Psychotropic Drug Program	50,000	-	50,000	-	-	-
Central Pharmacy	57,500	-	57,500	54,670.44	-	54,670.44
Multi-System Adult Program Recovery Supports (MSA)	244,068	-	244,068	23,557.84	-	23,557.84
Emergency COVID-19 Supplement	113,248	-	113,248	-	-	-
COVID Mitigation Block Grants	71,778	-	71,778	-	-	-
Mental Health Court Grant	9,841	-	9,841	9,192.73	-	9,192.73
K-12 Prevention	15,528	-	15,528	-	-	-
SOR (FFY22)	41,461	-	41,461	41,460.94	-	41,460.94
SOR Overdose Awareness	6,697	-	6,697	6,696.07	-	6,696.07
SOR Care Teams and Education Media Campaign	203,843	-	203,843	-	-	-
SOS (FFY23)	153,368	-	153,368	59,352.04	-	59,352.04
	1,862,439	854,683	2,717,122	473,839.94	233,272.41	707,112.35

Network Agency Contracts Supporting Schedule

	Allocation/Grant FY23 Budget	Levy FY23 Budget	TOTAL FY23 BUDGET	Allocation/Grant FY23 Expense	Levy FY23 Expense	TOTAL FY23 EXPENSE
Applewood	298,892	751,896	1,050,788	75,614.66	51,841.04	127,455.70
Beech Brook	-	40,000	40,000	-	18,144.55	18,144.55
Bellefaire JCB	38,459	248,695	287,154	22,649.84	58,288.55	80,938.39
Big Brothers Big Sisters	79,800	40,000	119,800	59,850.00	30,000.00	89,850.00
Catholic Charities	-	149,500	149,500	-	-	-
El Centro	18,600	273,245	291,845	9,300.00	132,839.34	142,139.34
Far West	-	101,745	101,745	-	48,065.80	48,065.80
Firelands	56,001	157,199	213,200	8,184.77	43,346.31	51,531.08
Gathering Hope House	-	260,000	260,000	-	187,500.00	187,500.00
LCADA Way	1,476,208	15,000	1,491,208	441,407.61	122.27	441,529.88
Let's Get Real	455,255	-	455,255	155,032.65	-	155,032.65
Lorain County Health & Dentistry	253,043	-	253,043	101,690.15	-	101,690.15
Lorain Urban Minority Alcoholism and Drug Abuse Outreach Program (UMADAOP)	166,851	-	166,851	96,854.95	-	96,854.95
Lutheran Metropolitan Ministry - Guardianship Services	-	47,000	47,000	-	23,051.84	23,051.84
MedMark Treatment Centers (Baymark Health)	173,801	-	173,801	24,559.84	-	24,559.84
NAMI	-	137,632	137,632	-	103,224.00	103,224.00
Neighborhood Alliance	173,349	40,554	213,903	21,458.83	9,953.94	31,412.77
New Directions (Crossroads Health)	78,114	-	78,114	12,106.20	-	12,106.20
New Sunrise	465,439	346,935	812,374	212,855.47	111,834.44	324,689.91
NORA	285,716	-	285,716	89,244.31	-	89,244.31
Nord Center	2,267,679	5,458,704	7,726,383	1,277,083.46	2,945,717.75	4,222,801.21
Ohio Guidestone	58,793	481,035	539,828	19,370.10	246,096.31	265,466.41
Pathways	-	35,559	35,559	-	16,583.55	16,583.55
Place to Recover Training and Resource Center	528,263	-	528,263	218,831.07	-	218,831.07
Road to Hope House	1,034,817	-	1,034,817	301,377.02	-	301,377.02
Safe Harbor/Genesis House	-	170,000	170,000	-	127,500.00	127,500.00
Silver Maple Recovery	351,958	-	351,958	168,736.26	-	168,736.26
Stella Maris	132,400	-	132,400	70,762.64	-	70,762.64
	8,393,438	8,754,699	17,148,137	3,386,969.83	4,154,109.69	7,541,079.52
Reserves	-	623,597	623,597			
Unallocated	378,974	-	378,974			
	8,772,412	9,378,296	18,150,708			

Pass-Through Grants:		
Lorain County Domestic Relations Family and Juvenile Drug Court	82,616	61,962.00
Subsidized Docket Support - Specialized Docket Payroll Subsidy Project	350,000	350,000.00
Lorain UMADAOP - Substance Abuse Block Grant (SABG) - Circle for Recovery	75,354	56,515.50
The LCADA Way - Women's' Treatment & Recovery	363,153	121,266.00
	871,123	589,743.50

Levy Funds - Months in Reserve (Last 12 Months) - Supporting Table

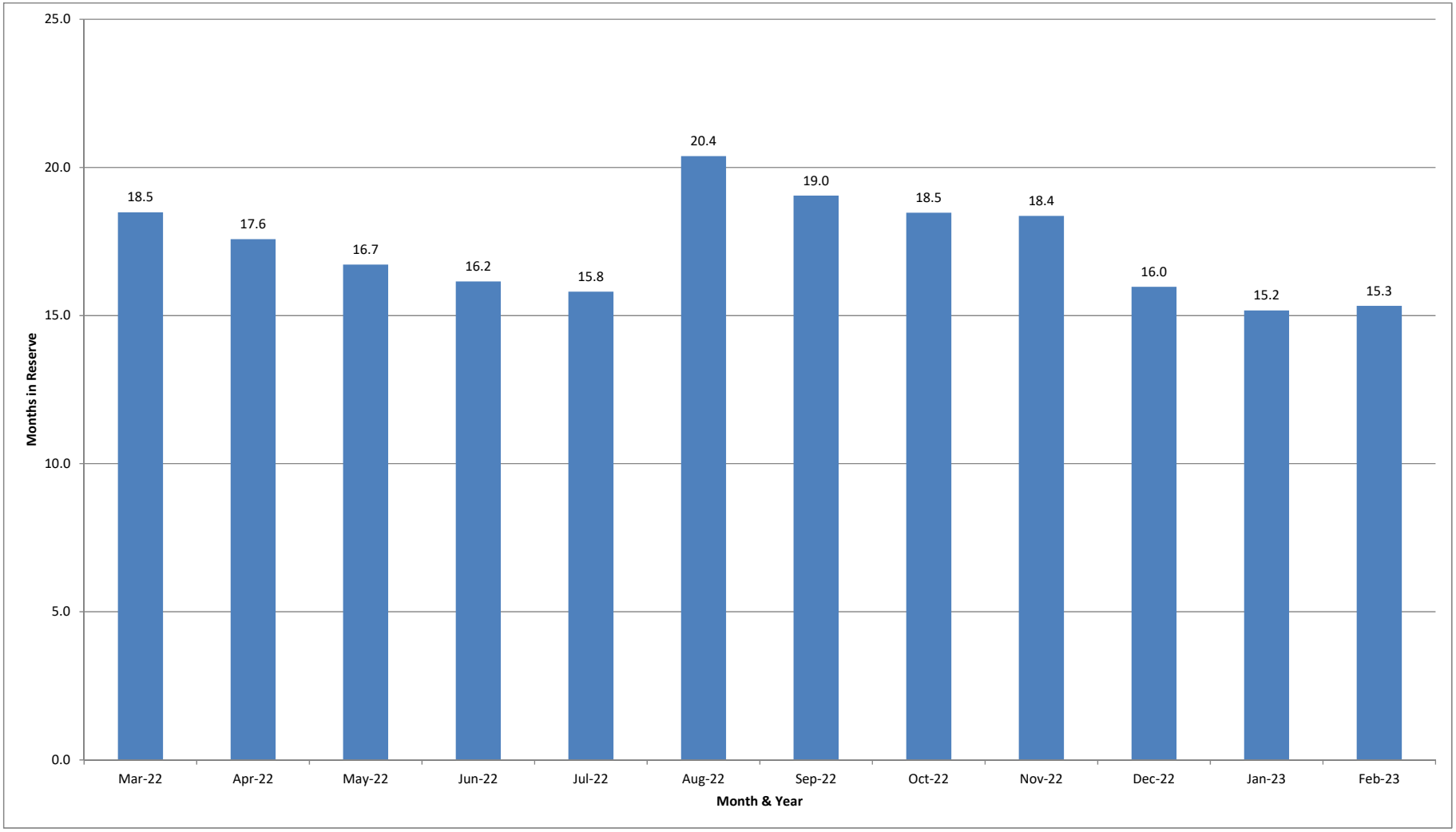

Levy Funds - Cash Flow Projection vs Actual (Fiscal Year 2023) - Supporting Table

REVENUES

	Jul-22	Aug-22	Sep-22	Oct-22	Nov-22	Dec-22	Jan-23	Feb-23	Mar-23	Apr-23	May-23	Jun-23
Actual	-	5,357,557	-	-	-	-	-	-				
Projected	-	5,671,331	-	-	-	-	-	-	6,392,999	-	-	-

EXPENSES

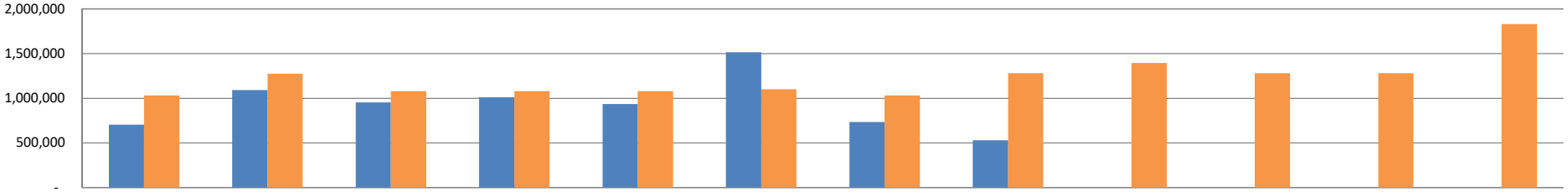

	Jul-22	Aug-22	Sep-22	Oct-22	Nov-22	Dec-22	Jan-23	Feb-23	Mar-23	Apr-23	May-23	Jun-23
Actual	704,297	1,090,916	955,156	1,012,166	935,889	1,515,087	733,868	531,367				
Projected	1,031,208	1,274,208	1,081,208	1,081,208	1,081,208	1,101,808	1,031,208	1,281,208	1,396,708	1,281,208	1,281,208	1,831,209

CASH FLOW

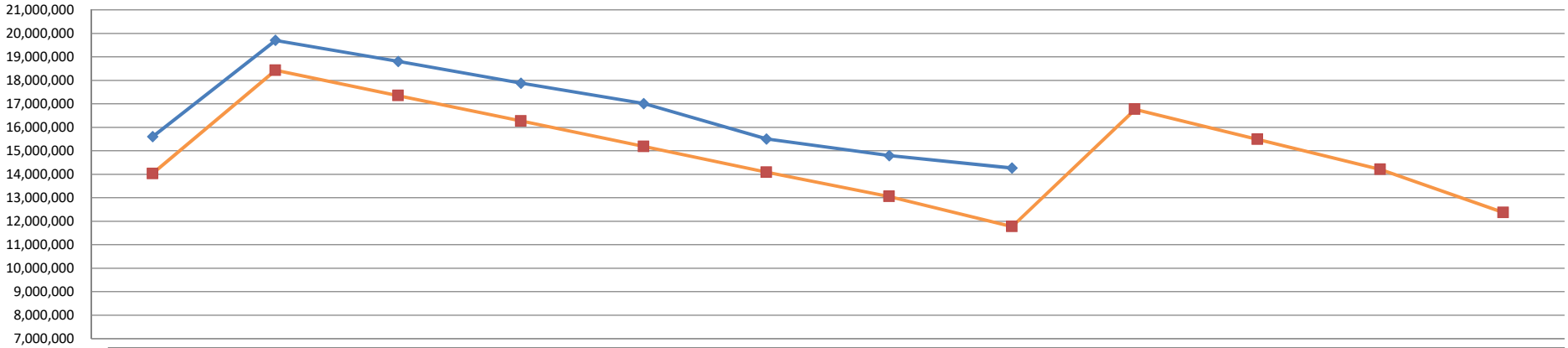

	Jul-22	Aug-22	Sep-22	Oct-22	Nov-22	Dec-22	Jan-23	Feb-23	Mar-23	Apr-23	May-23	Jun-23
Actual	15,602,138	19,702,290	18,809,845	17,883,793	17,015,794	15,507,547	14,797,252	14,265,962				
Projected	14,033,551	18,430,674	17,349,466	16,268,258	15,187,050	14,085,242	13,054,034	11,772,826	16,769,117	15,487,909	14,206,701	12,375,492

Variance Analysis
February 2023

REVENUES:

Levy – ($103,551) & (5.7%) and ($203,027) & (5.3%)

- Amounts collected for 2nd Half Settlement less than Auditor's Estimate.

Local Grants – No Variance

- Please refer to Allocations & Grants Supporting Schedule for detail.

State Allocations & Grants – No Variance

- Please refer to Allocations & Grants Supporting Schedule for detail.

Federal Allocations & Grants – No Variance

- Please refer to Allocations & Grants Supporting Schedule for detail.

Pass-Through Grants – No Variance

- Please refer to Allocations & Grants Supporting Schedule for detail.

Integrated Services Partnership – $1,380 & 0.5%

- Family placement cost support and miscellaneous reimbursements not budgeted.

Miscellaneous – ($41,533) & (44.2%)

- Reimbursement for ISP Director's salary less than budget due to part-time position. Mercy Medicaid retro payments being applied to billings in current year due to grant. Budget adjustment to be made.

Variance Analysis
February 2023

EXPENSES:

Personnel-Salary & Benefits – $95,015 & 7.5%

- Personnel expenses under budget due to timing of staff changes and benefits.

Operating – ($4,547) & (1.1%)

- Operating expenses are currently slightly over budget due to multiple line items having bulk of expense paid in first six months of the fiscal year. Expenses are being monitored continuously by the Chief of Business Operations.

Printing & Advertising – $5,221 & 4.2%

- Printing & Advertising expenses are under budget and are being monitored continuously by the Communications & Community Relations Director.

Capital Outlay – No Variance

Administration Building Remodel – $1,781 & 1.9%

- The Administration Building remodel finished under budget.

Crisis Receiving Center – No Variance

Auditor & Treasurer Fees-Levy – $9,163 & 10.4%

- Fees associated with the tax settlement were lower than budgeted.

Integrated Services Partnership – $404,900 & 42.7%

- This variance results from the timing of billings from placement agencies and the number of children in care.

Pass-Through Grants – $151,099 & 20.4%

- Please refer to Allocations & Grants Supporting Schedule for detail. Due timing of receipt versus expense paid.

Agency & Community – $762,873 & 51.9%

- Please refer to Agency & Community Supporting Schedule for detailed breakdown.

Network Agency Contracts – $2,387,335 & 24.0%

- Please refer to Network Agency Contracts Supporting Schedule for detailed breakdown.

LISTING OF EXPENSES FEBRUARY 2023

Warrant#	Chk Date	Inv Date	Journal Description/Payee Name	Amount
OPERATING				
5021936	07-FEB-23	12-JAN-23	FRIENDS SERVICE CO INC DBA FRIENDSOFFICE:MHARS 3340	159.52
5023572	15-FEB-23	08-FEB-23	FRIENDS SERVICE CO INC DBA FRIENDSOFFICE:SUPPLIES - TAPE & PENS FEB 2023	50.26
5023573	15-FEB-23	02-FEB-23	GERGELY'S MAINTENANCE KING:JANITORIAL SUPPLIES FEB 2023	163.81
5024926	24-FEB-23	07-FEB-23	HABONY, BARRY J:MHARS 3340	42.78
5024014	21-FEB-23	13-FEB-23	LORAIN COUNTY MENTAL HEALTH BOARD:SUPPLIES - COFFEE, FILTERS, CLOROX WIPES FEB 2023	54.33
5022374	10-FEB-23	02-FEB-23	LORAIN COUNTY MENTAL HEALTH BOARD:SUPPLIES WATER 2/2/2023 *2023	13.28
5022603	10-FEB-23	31-JAN-23	WHITE HOUSE ARTESIAN SPRINGS INC:SUPPLIES WATER 1/31/2023 *2023	25.25
			SUPPLIES/MATERIALS	509.23
5023568	15-FEB-23	09-FEB-23	CDW LLC:ADOBE SUBSCRIPTION RENEWAL FEB 2023	995.22
5023574	15-FEB-23	31-JAN-23	GREAT LAKES COMPUTER CORP:COMP SVCS LICENSE FEE 2023	186.00
5024523	23-FEB-23	20-FEB-23	GREAT LAKES COMPUTER CORP:COMP SVCS SOFTWARE FEES SONICWALL STD SUPPORT FEB 2023	399.00
5023579	15-FEB-23	09-FEB-23	MICROSOFT CORPORATION:SOFTWARE USER FEES 1/9-2/8/2023 *2023	298.25
			COMPUTER SYSTEM SOFTWARE	1,878.47
5024927	24-FEB-23	02-FEB-23	WILBERT, JOSEPH D:MHARS 3340	28.82
5024928	24-FEB-23	02-FEB-23	WYKRENT, CARRIE L:MHARS 3340	57.64
			GAS MILEAGE REIMBURSEMENT	86.46
5022580	10-FEB-23	20-JAN-23	GREAT LAKES COMPUTER CORP:IT EQUIPMENT 12/20/2022 *2022	3,029.06
			EQUIPMENT	3,029.06
5022602	10-FEB-23	31-JAN-23	US BANK NATIONAL ASSOCIATION:LEASING EQUIPMENT 1/23-2/24/2023 *2023	898.00
			EQUIPMENT LEASE	898.00
5022889	14-FEB-23	31-JAN-23	ACCESS INFORMATION MANAGEMENT CORPORATION DBA ACCESS:CONTR SVCS FILE STORAGE FEB 2023	204.57
5023575	15-FEB-23	31-JAN-23	GREAT LAKES COMPUTER CORP:CONTR SVCS ON-SITE VISTI 1/3 & 1/24/2023 *2023	495.00
5022581	10-FEB-23	31-JAN-23	GREAT LAKES COMPUTER CORP:CONTR SVCS STORAGE FEES JAN 2023	650.00
5022598	10-FEB-23	28-JAN-23	MHOBAN SERVICES LLC:CONTR SVCS PEST CONTROL BOTH BLDGS 1/20/2023 *2023	230.00
			CONTRACTUAL/PURCHASED SERVICES	1,579.57
5022584	10-FEB-23	06-DEC-22	JS STRATEGIES LLC:PROF SVCS STRATEGIC CONSULTING SVCS NOV 2022	2,500.00
5022910	14-FEB-23	03-FEB-23	LORAIN COUNTY PROSECUTOR:PROF SVCS JAN-MAR 2023	5,250.00
5023570	15-FEB-23	23-JAN-23	FRIEDMAN, PAUL M:CONTR SVCS OUT-OF-COUNTY PROBATE SVCS 01/23-01/30/2023 *2023	200.00
5023571	15-FEB-23	07-FEB-23	FRIEDMAN, SCOTT J:CONTR SVCS OUT-OF-COUNTY PROBATE SVCS 02/07/2023 *2023	100.00
5024010	21-FEB-23	14-FEB-23	FRIEDMAN, SCOTT J:CONTR SVCS OUT-OF-COUNTY PROBATE SVCS 02/14/2023 *2023	100.00
			PROFESSIONAL SERVICES	8,150.00
5024333	22-FEB-23	08-FEB-23	CELLCO PARTNERSHIP DBA VERIZON WIRELESS:MHARS 3340	660.40
5021978	08-FEB-23	01-FEB-23	CHARTER COMMUNICATIONS HOLDINGS LLC:MHARS 3340	379.00
5024616	23-FEB-23	16-FEB-23	CHARTER COMMUNICATIONS HOLDINGS LLC:MHARS 3340	595.00
5021982	08-FEB-23	01-FEB-23	CITY OF LORAIN UTILITIES DEPARTMENT:MHARS 3340	25.00
5021751	06-FEB-23	23-JAN-23	ELYRIA PUBLIC UTILITIES:MHARS 3340	140.41
5023485	15-FEB-23	07-FEB-23	ELYRIA PUBLIC UTILITIES:MHARS 3340	14.00
5023487	15-FEB-23	13-FEB-23	OHIO EDISON:MHARS 3340	985.11
5023488	15-FEB-23	10-FEB-23	OHIO EDISON:MHARS 3340	98.81
5023489	15-FEB-23	10-FEB-23	OHIO EDISON:MHARS 3340	759.66
5024351	22-FEB-23	17-FEB-23	OHIO EDISON:MHARS 3340	86.64
			UTILITIES	3,744.03
5022576	10-FEB-23	01-FEB-23	C4AC LLC:MAINT SVCS CLEANING SVCS FEB 2023	520.00
5022577	10-FEB-23	01-JAN-23	COZART, LEWIS W DBA COZY CONNECTION:REPAIRS & MAINT ALC CLEANING 1/4-1/26/2023 *2023	400.00
5022898	14-FEB-23	01-FEB-23	BRIAN KYLES CONSTRUCTION INC:SNOW & ICE REMOVAL JAN 2023	2,296.88
			MAINTENANCE	3,216.88
5022582	10-FEB-23	31-JAN-23	GUNDLACH SHEET METAL WORKS INC:HVAC REPAIR 1/24/2023 *2023	155.40
5022583	10-FEB-23	23-JAN-23	GUNDLACH SHEET METAL WORKS INC:SERVICE CALLS NOV & DEC 2022	1,039.91
5023576	15-FEB-23	31-JAN-23	GUNDLACH SHEET METAL WORKS INC:HVAC REPAIRS GATHERING HOPE 1/24/2023 *2023	184.72
			REPAIR	1,380.03
5022909	14-FEB-23	25-JAN-23	LORAIN COUNTY MENTAL HEALTH BOARD:LORMET DEBIT BANK ACCOUNT FUNDS FEB 2023	13,500.00
			OTHER EXPENSE	13,500.00
			TOTAL OPERATING	37,971.73
PRINTING & ADVERTISING				
5022585	10-FEB-23	03-FEB-23	LA PRENSA PUBLICATIONS, INC:PRINT & ADVER ISP EMPLOY AD 02/03/2023 *2023	190.00
5022586	10-FEB-23	17-JAN-23	LEADERSHIP LORAIN COUNTY:PR LEADERSHIP GALA SILVER SPONSORSHIP FEB 2023	2,000.00
5023564	15-FEB-23	30-JAN-23	21ST CENTURY MEDIA NEWSPAPER LLC DBA THE MORNING JOURNAL:PRINT & ADVER PR - JAN 2023	250.00
5024926	24-FEB-23	07-FEB-23	HABONY, BARRY J:MHARS 3340	288.90
5024926	24-FEB-23	07-FEB-23	HABONY, BARRY J:MHARS 3340	577.80

LISTING OF EXPENSES FEBRUARY 2023

Warrant#	Chk Date	Inv Date	Journal Description/Payee Name	Amount
			TOTAL PRINTING & ADVERTISING	3,306.70
ADMINISTRATION BUILDING REMODEL				
5022906	14-FEB-23	27-JAN-23	FRIENDS SERVICE CO INC DBA FRIENDSOFFICE:OFFICE FURNITURE & INSTALL JAN 2023	10,664.65
			TOTAL ADMINISTRATION BUILDING REMODEL	10,664.65
INTEGRATED SERVICES PARTNERSHIP				
5024005	21-FEB-23	06-FEB-23	BELLEFAIRE JEWISH CHILDRENS BUREAU:ISP JOP BED DAYS JAN *2023	11,871.76
5023567	15-FEB-23	07-DEC-22	BURLINGTON COAT FACTORY:FAM STABILITY ASSIST W/ PERSONAL NEEDS DEC 2022	400.00
5022575	10-FEB-23	10-JAN-23	BURLINGTON COAT FACTORY:FAM STABILITY ASSIST W/ PERSONAL NEEDS JAN 2023	500.00
5024008	21-FEB-23	14-FEB-23	CATHOLIC CHARITIES CORPORATION:AGENCY SVCS PATIENT CARE MENTORING JAN *2023	3,653.16
5023578	15-FEB-23	01-FEB-23	LU, MENG.:ANCILLARY SVCS COUNSELING JAN 2023	550.00
5023944	17-FEB-23	14-FEB-23	OHIO EDISON:MHARS 3340	800.00
5021647	06-FEB-23	18-JAN-23	OHIO EDISON:MHARS 3340 *2022	1,042.93
			TOTAL INTEGRATED SERVICES PARTNERSHIP	18,817.85
PASS-THROUGH GRANTS				
5022595	10-FEB-23	21-OCT-22	LORAIN COUNTY DOMESTIC RELATIONS COURT:DRUG CRT PASS THRU FUNDS 10/21/2022 *2022	61,962.00
			TOTAL PASS-THROUGH GRANTS	61,962.00
AGENCY & COMMUNITY				
5022891	14-FEB-23	20-DEC-22	AK VELEZ LLC DBA SUPERPRINTER:SOS 3.0 OPIOID OUTREACH FAM SUPPORT CARD DEC 2022	650.00
5022890	14-FEB-23	01-FEB-23	AK VELEZ LLC DBA SUPERPRINTER:SOS 3.0 OPIOID OUTREACH MED SAFE CARD FEB 2023	225.00
5023569	15-FEB-23	05-JAN-23	CITY OF LORAIN:SOS 3.0 OPIOID OUTREACH LPD QRT DEC 2022	500.00
5022578	10-FEB-23	26-JAN-23	DIANA SANTANTONIO EDS AND ASSOCIATES LLC DBA PSYCH & PSYCH SERVICES:CONTR SVCS ATP	6,358.61
5022579	10-FEB-23	24-JAN-23	DIANA SANTANTONIO EDS AND ASSOCIATES LLC DBA PSYCH & PSYCH SERVICES:CONTR SVCS ATP	6,515.68
5022365	10-FEB-23	02-FEB-23	EL CENTRO DE SERVICIOS SOCIALES INC:CONTR SVCS INTERPRETATION SVCS JAN 2023	496.17
5022903	14-FEB-23	20-DEC-22	EMH REGIONAL MEDICAL CENTER DBA UNIVERSITY HOSPITALS ELYRIA MEDICAL CENTER:INPATIENT CARE	1,200.00
5022588	10-FEB-23	20-JAN-23	LET'S GET REAL INC DBA LET'S GET REAL INC:CONTR SVCS ATP PEER SUPPORT DEC 2022	2,122.50
5022589	10-FEB-23	20-JAN-23	LET'S GET REAL INC DBA LET'S GET REAL INC:CONTR SVCS WELLNESS CRT RECOVERY SUPPORTS DEC 2022	431.83
5022587	10-FEB-23	20-DEC-22	LET'S GET REAL INC DBA LET'S GET REAL INC:CONTR SVCS WELLNESS CRT RECOVERY SUPPORTS NOV 2022	360.00
5022590	10-FEB-23	07-FEB-23	LET'S GET REAL INC DBA LET'S GET REAL INC:CONTR SVCS WELLNESS CRT RECOVERY SUPPORTS OCT 2022	367.50
5022907	14-FEB-23	01-JAN-23	LIFECARE AMBULANCE INC:CONTR SVCS CLIENT TRANSPORTATION JUL-DEC 2022	4,098.11
5022371	10-FEB-23	04-JAN-23	LORAIN COUNTY DRUG TASK FORCE:SOS 3.0 OPIOID OUTREACH LCSO QRT CONTR SVCS OCT-DEC 2022	1,100.00
5023577	15-FEB-23	06-FEB-23	LORAIN COUNTY DRUG TASK FORCE:SOS 3.0 OPIOID OUTREACH LCSO QRT JAN 2023	650.00
5022596	10-FEB-23	01-FEB-23	LORAIN COUNTY SHERIFF:CONTR SVCS RE-ENTRY COORDINATOR 1/1-1/28/2023 *2023	4,107.20
5022597	10-FEB-23	11-JAN-23	LORAIN COUNTY SHERIFF:CONTR SVCS RE-ENTRY COORDINATOR 11/6-12/31/2022 *2022	7,974.40
5022375	10-FEB-23	05-DEC-22	LORAIN COUNTY SHERIFF:CONTR SVCS SOS 3.0 JAIL BASED MAT OCT & NOV 2022	21,980.87
5023349	15-FEB-23	04-JAN-23	LORAIN COUNTY SHERIFF:MHARS 2023001254 *2022	4,717.73
5024015	21-FEB-23	02-FEB-23	LORAIN COUNTY SHERIFF:SOS 3.0 JAIL BASED MAT PRE-RELEASE JAN *2023	28,675.20
5024524	23-FEB-23	19-AUG-22	MERCY HEALTH REGIONAL MEDICAL CENTER LLC DBA MERCY OCCUPATIONAL HEALTH:AGENCY SVCS	54,400.00
ON BEHALF OF	17-FEB-23		ON BEHALF OF PAYMENT CENTRAL PHARMACY 02/17/2023	280.23
5024018	21-FEB-23	01-FEB-23	PRIMARY PURPOSE CENTER INC:CONTR SVCS ATP RECOVERY HOUSING SVCS JAN *2023	4,237.50
5024019	21-FEB-23	13-FEB-23	SERRANO, JASLYNN MARIE DBA JSMARKETING LLC:MARKETING SVCS 1/19-2/16/2023 *2023	1,850.00
5022384	10-FEB-23	05-JAN-23	SERRANO, JASLYNN MARIE DBA JSMARKETING LLC:MARKETING SVCS 12/22/2022-1/19/2023 *2023	1,850.00
5024020	21-FEB-23	01-FEB-23	SILVER MAPLE RECOVERY LLC:CONTR SVCS ATP TREATMENT SVCS JAN 2023	868.31
5024527	23-FEB-23	15-FEB-23	THE RIVER IOP LLC:CONTR SVCS ATP TREATMENT SVCS JAN 2023	581.34
5024025	21-FEB-23	02-FEB-23	THE ROAD TO HOPE INC:CONTR SVCS ATP RECOVERY HOUSING SVCS JAN *2023	3,493.27
5022601	10-FEB-23	04-JAN-23	THE ROAD TO HOPE INC:CONTR SVCS WELLNESS CRT RECOVERY HOUSING DEC 2022	692.88
5022388	10-FEB-23	03-FEB-23	YALE UNIVERSITY:CONTR SVCS IHBT TRAINING & CONSULTATION 1/23/2023 *2023	780.00
			TOTAL AGENCY & COMMUNITY	161,564.33
NETWORK AGENCY CONTRACTS				
5024001	21-FEB-23	08-FEB-23	APPLEWOOD CENTERS INC:AGENCY SVCS MST PER DIEM-NON JAN *2023	2,790.00
5024002	21-FEB-23	14-FEB-23	APPLEWOOD CENTERS INC:AGENCY SVCS PATIENT CARE JAN *2023	4,497.99
5024003	21-FEB-23	14-FEB-23	APPLEWOOD CENTERS INC:AGENCY SVCS PATIENT CARE JAN *2023	8,883.00
5022892	14-FEB-23	06-FEB-23	APPLEWOOD CENTERS INC:AGENCY SVCS PATIENT CARE JAN 2023	5,644.34
5022893	14-FEB-23	06-FEB-23	APPLEWOOD CENTERS INC:AGENCY SVCS PATIENT CARE JAN 2023	18,850.83
5022362	10-FEB-23	02-FEB-23	APPLEWOOD CENTERS INC:AGENCY SVCS PSYCH INCENTIVE JAN 2023	250.00
5023566	15-FEB-23	08-FEB-23	APPLEWOOD CENTERS INC:AGENCY SVCS TBS/NURSING DEC 2022	89.88
5023565	15-FEB-23	08-FEB-23	APPLEWOOD CENTERS INC:AGENCY SVCS TBS/NURSING JAN 2023	259.41
5022363	10-FEB-23	17-JAN-23	BAYMARK HEALTH SERVICES OF OHIO INC DBA MEDMARK TREATMENT CENTERS AMHERST:SOS 3.0	9,800.52
5022894	14-FEB-23	06-FEB-23	BEECH BROOK:AGENCY SVCS PATIENT CARE JAN 2023	2,438.20
5024004	21-FEB-23	14-FEB-23	BEECH BROOK:AGENCY SVCS PATIENT CARE JAN 2023	293.92
5022574	10-FEB-23	27-JAN-23	BELLEFAIRE JEWISH CHILDRENS BUREAU:AGENCY SVCS IHBT INCENTIVE Q2 FY2023 *2022	15,500.00
5024006	21-FEB-23	14-FEB-23	BELLEFAIRE JEWISH CHILDRENS BUREAU:AGENCY SVCS PATIENT CARE JAN *2023	2,689.19
5022895	14-FEB-23	06-FEB-23	BELLEFAIRE JEWISH CHILDRENS BUREAU:AGENCY SVCS PATIENT CARE JAN 2023	2,066.35
5022896	14-FEB-23	06-FEB-23	BELLEFAIRE JEWISH CHILDRENS BUREAU:AGENCY SVCS PATIENT CARE JAN 2023	2,374.58
5024007	21-FEB-23	14-FEB-23	BELLEFAIRE JEWISH CHILDRENS BUREAU:AGENCY SVCS PATIENT CARE JAN 2023	547.98

MENTAL HEALTH, ADDICTION AND RECOVERY SERVICES BOARD OF LORAIN COUNTY

LISTING OF EXPENSES FEBRUARY 2023

Warrant#	Chk Date	Inv Date	Journal Description/Payee Name	Amount
5022364	10-FEB-23	02-FEB-23	BELLEFAIRE JEWISH CHILDRENS BUREAU:AGENCY SVCS PSYCH INCENTIVE JAN 2023	162.00
5022897	14-FEB-23	01-FEB-23	BIG BROTHERS/BIG SISTERS OF LORAIN COUNTY:AGENCY SVCS PATIENT CARE MENTORING & SAPT	10,000.00
5022897	14-FEB-23	01-FEB-23	BIG BROTHERS/BIG SISTERS OF LORAIN COUNTY:AGENCY SVCS PATIENT CARE MENTORING & SAPT	19,950.00
5022899	14-FEB-23	06-FEB-23	CROSSROADS HEALTH DBA NEW DIRECTIONS:AGENCY SVCS PATIENT CARE JAN 2023	2,017.70
5022900	14-FEB-23	02-FEB-23	EL CENTRO DE SERVICIOS SOCIALES INC:AGENCY SVCS NAVIGATOR LINE AOD FEB 2023	1,550.00
5022901	14-FEB-23	02-FEB-23	EL CENTRO DE SERVICIOS SOCIALES INC:AGENCY SVCS NAVIGATOR LINE MH FEB 2023	3,603.75
5022902	14-FEB-23	06-FEB-23	EL CENTRO DE SERVICIOS SOCIALES INC:AGENCY SVCS PATIENT CARE NOV-DEC 2022	31,236.14
5024009	21-FEB-23	14-FEB-23	FAR WEST CENTER:AGENCY SVCS PATIENT CARE FEB *2023	1,510.56
5022904	14-FEB-23	06-FEB-23	FAR WEST CENTER:AGENCY SVCS PATIENT CARE JAN 2023	3,315.78
5022905	14-FEB-23	06-FEB-23	FIRELANDS REGIONAL MEDICAL CENTER:AGENCY SVCS PATIENT CARE DEC 2022	2,350.17
5022591	10-FEB-23	01-FEB-23	LET'S GET REAL INC DBA LET'S GET REAL INC:AGENCY SVCS NEO-COLLAB PEER NAV OUTREACH JAN 2023	2,184.00
5022593	10-FEB-23	30-JAN-23	LET'S GET REAL INC DBA LET'S GET REAL INC:AGENCY SVCS SAPT TREATMENT 1/1-1/19/2023 *2023	4,012.00
5022592	10-FEB-23	30-JAN-23	LET'S GET REAL INC DBA LET'S GET REAL INC:AGENCY SVCS SAPT TREATMENT SVCS 12/23-12/31/2022	1,759.50
5022366	10-FEB-23	18-JAN-23	LET'S GET REAL INC DBA LET'S GET REAL INC:SOS 3.0 PEER SUPPORT & WHO PATIENT CARE DEC 2022	21,656.00
5022367	10-FEB-23	19-DEC-22	LET'S GET REAL INC DBA LET'S GET REAL INC:SOS 3.0 PEER SUPPORT & WHO PATIENT CARE NOV 2022	15,854.00
5022594	10-FEB-23	17-JAN-23	LORAIN COUNTY ALCOHOL & DRUG ABUSE SERVICES INC DBA THE LCADA WAY:AGENCY SVCS AUD GRANT	30,802.66
5024011	21-FEB-23	10-FEB-23	LORAIN COUNTY ALCOHOL & DRUG ABUSE SERVICES INC DBA THE LCADA WAY:AGENCY SVCS PROJECT	2,886.17
5024012	21-FEB-23	09-FEB-23	LORAIN COUNTY ALCOHOL & DRUG ABUSE SERVICES INC DBA THE LCADA WAY:SOR 2.0 NCE - C500 SVCS -	6,531.91
5022368	10-FEB-23	27-DEC-22	LORAIN COUNTY ALCOHOL & DRUG ABUSE SERVICES INC DBA THE LCADA WAY:SOR 2.0 NCE AGENCY SVCS	12,004.30
5022908	14-FEB-23	29-DEC-22	LORAIN COUNTY ALCOHOL & DRUG ABUSE SERVICES INC DBA THE LCADA WAY:SOR 2.0 NCE QRT PROJECT	2,401.92
5022369	10-FEB-23	17-JAN-23	LORAIN COUNTY ALCOHOL & DRUG ABUSE SERVICES INC DBA THE LCADA WAY:SOR 2.0 NCE TREATMENT	6,425.84
5022370	10-FEB-23	02-DEC-22	LORAIN COUNTY ALCOHOL & DRUG ABUSE SERVICES INC DBA THE LCADA WAY:SOS 3.0	12,058.23
5024013	21-FEB-23	31-JAN-23	LORAIN COUNTY HEALTH AND DENTISTRY:SOS 3.0 TREATMENT SVCS JAN *2023	12,763.71
5022372	10-FEB-23	30-NOV-22	LORAIN COUNTY HEALTH AND DENTISTRY:SOS 3.0 TREATMENT SVCS NOV 2022	12,600.45
5022373	10-FEB-23	31-DEC-22	LORAIN COUNTY HEALTH AND DENTISTRY:SOS 3.0 TREATMENT SVCS PATIENT CARE DEC 2022	11,720.73
5022376	10-FEB-23	11-JAN-23	LORAIN UMADAOP:SOR 2.0 NCE PREVENTION SVCS PATIENT CARE DEC 2022	7,103.21
5022377	10-FEB-23	13-DEC-22	LORAIN UMADAOP:SOS 3.0 PREVENTION SVCS NOV 2022	4,785.52
5022599	10-FEB-23	05-JAN-23	NAMI LORAIN COUNTY:AGENCY SVCS PATIENT CARE EDUCATION JAN-MAR 2023	34,408.00
5022379	10-FEB-23	31-DEC-22	NORTHERN OHIO RECOVERY ASSOCIATION:SOR 2.0 NCE TREATMENT SVCS DEC 2022	9,165.56
5022378	10-FEB-23	30-NOV-22	NORTHERN OHIO RECOVERY ASSOCIATION:SOR 2.0 NCE TREATMENT SVCS PATIENT CARE NOV 2022	11,796.26
5022380	10-FEB-23	31-OCT-22	NORTHERN OHIO RECOVERY ASSOCIATION:SOS 3.0 TREATMENT SVCS OCT 2022	15,243.72
5023580	15-FEB-23	31-JAN-23	OHIOGUIDESTONE:AGENCY SVCS IYDCC JAN *2023	10,892.00
5024016	21-FEB-23	14-FEB-23	OHIOGUIDESTONE:AGENCY SVCS PATIENT CARE FEB *2023	4,726.85
5022911	14-FEB-23	06-FEB-23	OHIOGUIDESTONE:AGENCY SVCS PATIENT CARE JAN 2023	16,697.33
5022381	10-FEB-23	05-JAN-23	OHIOGUIDESTONE:SOR 2.0 NCE TREATMENT SVCS PATIENT CARE OCT & NOV 2022	6,524.08
5022382	10-FEB-23	31-DEC-22	P2R TRAINING AND RESOURCE CENTER INC:SOS 3.0 AGENCY SVCS PATIENT CARE DEC 2022	35,828.87
5022383	10-FEB-23	30-NOV-22	P2R TRAINING AND RESOURCE CENTER INC:SOS 3.0 WORKFORCE SVCS PATIENT CARE NOV 2022	35,493.37
5022912	14-FEB-23	06-FEB-23	PATHWAYS COUNSELING AND GROWTH CENTER:AGENCY SVCS PATIENT CARE JAN 2023	3,683.20
5024017	21-FEB-23	14-FEB-23	PATHWAYS COUNSELING AND GROWTH CENTER:AGENCY SVCS PATIENT CARE JAN 2023	685.98
5022385	10-FEB-23	17-JAN-23	SILVER MAPLE RECOVERY LLC:SOS 3.0 TREATMENT SVCS PATIENT CARE NOV-DEC 2022	50,636.25
5024021	21-FEB-23	14-FEB-23	STELLA MARIS INC:AGENCY SVCS PATIENT CARE JAN *2023	1,356.87
5022913	14-FEB-23	06-FEB-23	STELLA MARIS INC:AGENCY SVCS PATIENT CARE JAN 2023	1,094.25
5022600	10-FEB-23	05-JAN-23	THE NORD CENTER:AGENCY SVCS ADULT WRAP FUNDS DEC 2022	1,819.98
5022916	14-FEB-23	01-FEB-23	THE NORD CENTER:AGENCY SVCS CBCF MEDS JAN 2023	1,077.31
5024526	23-FEB-23	10-FEB-23	THE NORD CENTER:AGENCY SVCS CRISIS INTERVENTION + WARMLINE JAN 2023 *2023	138,647.27
5023581	15-FEB-23	01-FEB-23	THE NORD CENTER:AGENCY SVCS HAP, PATH TO HAP, RENT SUBSIDY JAN *2023	21,128.07
5023582	15-FEB-23	03-FEB-23	THE NORD CENTER:AGENCY SVCS PATIENT CARE JAN & FEB *2023	31,704.36
5022914	14-FEB-23	06-FEB-23	THE NORD CENTER:AGENCY SVCS PATIENT CARE JAN 2023	52,791.81
5023584	15-FEB-23	06-FEB-23	THE NORD CENTER:AGENCY SVCS PATIENT CARE JAN 2023	512.66
5022917	14-FEB-23	06-FEB-23	THE NORD CENTER:AGENCY SVCS PATIENT CARE JAN 2023	13,022.94
5024023	21-FEB-23	14-FEB-23	THE NORD CENTER:AGENCY SVCS PATIENT CARE JAN-FEB *2023	73,979.19
5024022	21-FEB-23	14-FEB-23	THE NORD CENTER:AGENCY SVCS PATIENT CARE JAN-FEB *2023	4,844.46
5023583	15-FEB-23	11-JAN-23	THE NORD CENTER:AGENCY SVCS PRISON REENTRY MIL & CELL DEC *2022	2,715.82
5024525	23-FEB-23	07-FEB-23	THE NORD CENTER:AGENCY SVCS RESIDENTIAL SECURITY JAN 2023 *2023	1,715.00
5022387	10-FEB-23	13-JAN-23	THE NORD CENTER:AGENCY SVCS TRANSPORTATION DEC 2022	211.89
5022915	14-FEB-23	07-FEB-23	THE NORD CENTER:SOS 3.0 HARM REDUCTION CLINIC JAN 2023	2,703.16
5022386	10-FEB-23	09-JAN-23	THE NORD CENTER:SOS 3.0 HARM REDUCTION PATIENT CARE NOV & DEC 2022	5,239.91
5022918	14-FEB-23	02-FEB-23	THE ROAD TO HOPE INC:AGENCY SVCS SAPT RENT JAN 2023	16,398.16
5023367	15-FEB-23	05-DEC-22	THE ROAD TO HOPE INC:MHARS 2023000928 *2022	25,126.51
5023368	15-FEB-23	03-JAN-23	THE ROAD TO HOPE INC:MHARS 2023000931 *2022	21,298.17
5024024	21-FEB-23	02-FEB-23	THE ROAD TO HOPE INC:SOS 3.0 RECOVERY HOUSING SVCS JAN *2023	17,324.45
			TOTAL NETWORK AGENCY CONTRACTS	990,716.15
			TOTAL MHARS BOARD EXPENSES - FEBRUARY 2023	1,285,003.41

APPROVED BY EXECUTIVE DIRECTOR:

Mental Health, Addiction and Recovery Services Board of Lorain County
Revised Budget for FY23

	Original Budget FY23	Prior Approved Revisions FY23	Proposed Revisions FY23	Revised Budget FY23
Estimated Beginning Cash Balance - Board Levy	$ 14,434,755			$ 15,063,700
Estimated Beginning Cash Balance - Unrestricted	46,107			46,107
Estimated Beginning Cash Balance - Board Allocations & Grants	1,866,837			2,084,417
Estimated Beginning Cash Balance - ISP	2,060,989			2,081,231
Estimated Beginning Cash Balance - TOTAL	18,408,688			19,275,455
Revenues:				
Levy	12,064,330	-	-	12,064,330
Local Grants	15,000	60,000	(8,000)	67,000
State Allocations & Grants	2,287,760	158,751	-	2,446,511
Federal Allocations & Grants	2,246,858	4,108,132	-	6,354,990
Pass-Through Grants	700,502	170,621	-	871,123
Integrated Services Partnership	501,000	-	-	501,000
Miscellaneous	459,169	-	(20,000)	439,169
Total Revenues	18,274,619	4,497,504	(28,000)	22,744,123
Expenses:				
Personnel - Salary and Benefits	2,067,100	-	-	2,067,100
Operating	475,483	125,000	(5,000)	595,483
Printing & Advertising	159,781	(19,500)	5,000	145,281
Capital Outlay	50,000	-	-	50,000
Administration Building Remodel	-	95,600	-	95,600
Crisis Receiving Center	2,000,000	-	-	2,000,000
Auditor & Treasurer Fees - Levy	203,500	-	-	203,500
Integrated Services Partnership	1,626,942	-	-	1,626,942
Pass-Through Grants	700,502	170,621	-	871,123
Agency & Community	1,627,260	1,089,862	(8,000)	2,709,122
Network Agency Contracts	14,147,826	4,002,882	-	18,150,708
Total Expenses	23,058,394	5,464,465	(8,000)	28,514,859
Net Income	(4,783,775)	(966,961)	(20,000)	(5,770,736)
Estimated Ending Cash Balance - Board Levy	11,575,574			12,517,974
Estimated Ending Cash Balance - Unrestricted	-			-
Estimated Ending Cash Balance - Board Allocations & Grants	1,114,291			31,456
Estimated Ending Cash Balance - ISP	935,048			955,289
Estimated Ending Cash Balance - TOTAL	$ 13,624,913			$ 13,504,719

Decrease Local Grants revenue and Agency & Community expense $8,000 for remaining BWC Program shifting to the BWC for administration rather than running through the Board
Decrease Miscellaneous revenue $20,000 for Medicaid Retro payments not expected to be received due to grant covering costs
Shift Operating expense of $5,000 to Printing & Advertising expense to cover increased costs related to job searches for open positions

BUDGET REVISION NOTES

PRIOR APPROVED REVISIONS FY23

REVENUES

DATE	CATEGORY	AMOUNT	EXPLANATION
08/23/22	Local Grants	60,000	Increase for BWC program for FY23
08/23/22	Pass-Through Grants	50,000	Increase in Specialized Docket allocation
09/27/22	State Allocations & Grants	(95,000)	Adjustment for FY23 allocation amounts
09/27/22	Federal Allocations & Grants	1,544,010	Carryover amounts from FY22 to FY23 and miscellaneous shifting of expense into correct line item
10/25/22	State Allocations & Grants	35,700	Increase for Nord return of Crisis Stabilization grant proceeds unused from prior year
10/25/22	Federal Allocations & Grants	80,264	Increase in Mental Health Court and MRSS allocations
11/17/22	State Allocations & Grants	218,051	Increase in NEO Collaborative and MSA allocations
11/17/22	Federal Allocations & Grants	209,846	Increase in SOS FY23 grant (formerly SOR)
01/24/23	Federal Allocations & Grants	2,200	Additional Forensic Monitoring allocation
01/24/23	Pass-Through Grants	120,621	Additional Women's Treatment and Recovery grant
02/28/23	Federal Allocations & Grants	2,067,969	Increase in SOS FY23 grant (formerly SOR)
02/28/23	Federal Allocations & Grants	203,843	Additional State Opioid Response Care Teams and Education Media Campaign Grant
	NET REVENUE CHANGE	**4,497,504**	**OVERALL AMOUNT REVENUES INCREASED / (DECREASED)**

EXPENSES

DATE	CATEGORY	AMOUNT	EXPLANATION
08/23/22	Operating	25,500	Increase carryover amount for Ad-Hoc Disparities budget for FY23
08/23/22	Administration Building Remodel	125,600	Movement of budget from FY22 to FY23 when activity will occur for remodel
08/23/22	Pass-Through Grants	50,000	Increase in Specialized Docket allocation
08/23/22	Agency & Community	509,850	Carryover amounts from FY22 to FY23 and miscellaneous shifting of expense into correct line item
08/23/22	Network Agency Contracts	384,581	Carryover amounts from FY22 to FY23 and miscellaneous shifting of expense into correct line item
09/27/22	Operating	69,500	Shifting of expense into correct line item
09/27/22	Printing & Advertising	(19,500)	Shifting of expense into correct line item
09/27/22	Agency & Community	29,442	Carryover amounts from FY22 to FY23 and shifting of expense into correct line item
09/27/22	Network Agency Contracts	1,531,465	Carryover amounts from FY22 to FY23 and miscellaneous shifting of expense into correct line item
10/25/22	Agency & Community	5,475	Increase for Mental Health Court grant
10/25/22	Network Agency Contracts	74,789	Increase in MRSS grant
11/17/22	Agency & Community	211,369	Increase in NEO Collaborative and MSA allocations
11/17/22	Network Agency Contracts	158,377	Increase in SOS FY23 grant (formerly SOR)
01/24/23	Pass-Through Grants	120,621	Additional Women's Treatment and Recovery grant
01/24/23	Agency & Community	14,454	Increase in SOS FY23 grant (formerly SOR)
02/28/23	Operating	30,000	Shifting of expense to cover purchase of remote equipment
02/28/23	Administration Building Remodel	(30,000)	Shifting of expense to cover purchase of remote equipment
02/28/23	Agency & Community	94,839	Increase in SOS FY23 grant (formerly SOR)
02/28/23	Network Agency Contracts	1,874,260	Increase in SOS FY23 grant (formerly SOR)
02/28/23	Agency & Community	20,950	Shift expense for opiate outreach program
02/28/23	Network Agency Contracts	(20,950)	Shift expense for opiate outreach program
02/28/23	Agency & Community	203,843	Additional State Opioid Response Care Teams and Education Media Campaign Grant
	NET EXPENSE CHANGE	**5,464,465**	**OVERALL AMOUNT EXPENSES INCREASED / (DECREASED)**

NET OVERALL CHANGE	**(966,961)**	**OVERALL AMOUNT ENDING BALANCE INCREASED / (DECREASED)**

Contracts to be Authorized by the MHARS Board of Directors

March 28, 2023

Contractor/Vendor	Service Provided	Contracted/Budgeted Amount
*Place 2 Recover Training and Resource Center, Inc.	See APS 03.23.01 3340.C500.600.S23.05.6200.6221	NTE increase contract $8,197.27 to $425,050.77 for 10/01/22 - 9/29/23
*OhioGuidestone	See APS 03.23.02 3340.A100.600.S23.05.6200.6221	NTE increase contract $40,856 to $567,838 for 7/01/22 - 6/30/23
* Contract recommended for approval from Community Planning & Oversight Committee		

Agenda Process Sheet 03.23.01

☐ **COMMUNITY PLANNING & OVERSIGHT COMMITTEE**
■ **FINANCE COMMITTEE**
☐ **OTHER COMMITTEE**
☐ **BOARD OF DIRECTOR'S MEETING**

☐**NEW PROGRAM** ■**CONTINUING PROGRAM** ☐**EXPANDING PROGRAM**

Subject: SOS 3.0 contract projects

Contract Entities: Place 2 Recover Training and Resource Center, Inc (P2R)

Contract Term: federal fiscal year 2023 (10/1/22-9/29/23)

Funding Source(s): SAMHSA

Contract Amount: Increase of $5,527.51 for P2R SOS 3.0 project and $2,669.76 for P2R's Workforce Development project to total of $425,050.77

Project Description:

This ask is for the indirect costs of the program.

Place 2 Recover SOR 3.0 Project:
Place 2 Recover Training and Resource Center, Inc (P2R) is a nonprofit multicultural community center that services a wide variety of marginalized populations. Staff and volunteers are diverse in race, ethnicity, gender, and socioeconomic background. P2R proposes to serve those who have struggled with accessing resources, establishing recovery support, and gaining and maintaining employment after recovery from opioid use disorder, stimulant use disorder, tobacco/nicotine dependency, concurrent use disorders, and to promote harm reduction.

P2R provides peer support, case management, programs, connection to resources, and job placement services to the target population. P2R provides support along cultural lines and identifies resources that are cognizant of the importance of cultural representation. P2R will establish alumni groups and support circles that represent diverse backgrounds to empower and support the client's adjustment to a recovered lifestyle in their personal pathway to recovery.

Workforce Development SOR 3.0 Project:

This workforce development position is a position that will work for Lorain County residents who qualify for SOR 3.0 funding, regardless of their client status. It will assess people for job readiness and connect them to any needed programming and supports that will allow them to be successful once they join the workforce. For clients who are ready to enter the workforce, this position will link people to employers who have already committed to hiring people in recovery.

Related Facts: This program is reaching a population that previously was not connected to services, which demonstrates the value in the work being done and the need to support the program growing in order to support our community.

Number Served: new grant period

System Impact: People in recovery are able to enter the workforce and get the needed support in order to make their workforce placement successful. This in turn supports people's overall recovery and increases recovery capital and quality of life.

Metrics *(How will goals be measured)*	Every client completes a GPRA (Government Performance and Result Act) assessment and their services are also tracked monthly though an excel document that reports on services received. Monthly impact statements are also provided to MHARS and then passed on to OhioMHAS. Through these tracking measures, all reporting requirements of the grant are met.

Evaluation/ Outcome Data *(Actual results from program)*	The GPRA data collection is done by the Wright State and we will not have these results until after the grant period is completed and OhioMHAS releases the data. Through our own internal data collection:

M·H·A·R·S

MENTAL HEALTH, ADDICTION AND RECOVERY SERVICES
BOARD OF LORAIN COUNTY

Agenda Process Sheet 03.23.02

☐ **COMMUNITY PLANNING & OVERSIGHT COMMITTEE**
■ **FINANCE COMMITTEE**
☐ **OTHER COMMITTEE**
☐ **BOARD OF DIRECTOR'S MEETING**

☐**NEW PROGRAM** ☐**CONTINUING PROGRAM** ■**EXPANDING PROGRAM**

Subject: Consultation, Prevention Education and Community Based Process

Contract Entity(s): Ohio Guidestone

Contract Term: 3/1/23- 6/30/23

Funding Source(s): Levy

Contract Amount: Increase of $40,856 to $567,838

Project Description: Ohio Guidestone provides school- based consultation services for the early identification of mental health problems and linkage to services along a continuum of interventions to include education and training, prevention, early identification and intervention and referral for treatment.

Related Facts: Ohio Guidestone has increased the number of school districts served in order to replace services that had been offered by an agency that closed.

Number Served: Ohio Guidestone has added four school districts to the number served**.**

System Impact: Additional students and school staff have had access to school based services**.**

Metrics *(How will goals be measured)*	Reporting requirements include a log of funded services including the following information: Type of Service: Consultation, MEB Prevention Education, and Community-Based Process (CPC - formerly known as CEP) Reporting requirements include a log of funded services including the following information: • Type of Service (Consultation, Education or Prevention)

	• Clinician • Location • Number of referrals received during the report period • Number served through individual consultation process • Number served in school based or outpatient without consultation • Amount of time billed. • Individual Consultation outcomes (number of students connected to school-based provider, vs. another service vs. those not connected). Aggregate total of connection types

Evaluation/ Outcome Data *(Actual results from program)*	As the school year is not over, final outcome data is not available