



BOARD MEETING

Tuesday, June 25, 2024 at 5:00 P.M.

Primary Purpose, 3222 North Ridge Road, Elyria, OH 44035

1. **CALL TO ORDER** – Dan Urbin, Board Chair
2. **PRESENTATION** – Chuck Craft, Executive Director of Primary Purpose
3. **APPROVAL OF MINUTES** – Dan Urbin (roll call vote)
 - Board Meeting: May 28, 2024 **RESOLUTION No. 24-06-01** (pages 3-18)
4. **COMMITTEE REPORTS**
 - Ad Hoc Levy Committee – Clifton Oliver (pages 19-96)
 - Community Planning & Oversight Committee – Mike Babet (pages 97-107)
 - Governance Committee – James Schaeper (pages 108-123)
 - Finance Committee – Tim Barfield (pages 124-154)
5. **Executive Committee Report and Chairperson Report** – Dan Urbin (pages 155-178)
6. **EXECUTIVE DIRECTOR REPORT** – Michael K. Doud (pages 179-180)
7. **APPROVAL OF CONSENT AGENDA** – Dan Urbin (roll call vote)

NOTE: Consent Agenda items are highlighted throughout the packet for review

 - June 25, 2024 Consent Agenda **RESOLUTION No. 24-06-02** (page 181-182)
8. **UNFINISHED BUSINESS**
 - Recommendation – Approval of Slate of Officers for FY25 **RESOLUTION No. 24-06-11** (page 183)
9. **NEW BUSINESS**
10. **PUBLIC COMMENT** (Please limit comments to no more than three (3) minutes.)
11. **UPCOMING COMMITTEE AND BOARD MEETINGS:**
 - August 24, 2024 (Saturday) – Board of Directors’ Training (details forthcoming)



BOARD MEETING

Tuesday, June 25, 2024 at 5:00 P.M.

12. ADJOURNMENT

BOARD OF DIRECTORS

Daniel T. Urbin, Chairperson

Mike Babet, Vice Chair

Sandra Premura, Secretary

James Schaeper, Chief Governance Officer

David Ashenhurst • Tim Barfield • Monica Bauer • Patricia Bell

Tim Carrion • Wanda Ewing • Michael Finch • Michele Flanagan

Earl Martin • Pat McGervey • Dr. Hope Moon • Clifton Oliver • Robert Stipe



Mental Health, Addiction & Recovery Services Board of Lorain County

Approval of Board Meeting Minutes of May 28, 2024

Attachments and resolutions referenced in these minutes were distributed prior to or at the meeting, will be included in the official minutes, but are not part of this packet.



**Minutes of the
Mental Health, Addiction and Recovery Services Board of Lorain County
Board Meeting held on May 28, 2024
at The Amy H. Levin Learning & Conference Center, Lorain, OH 44055**

Board Members Present: Mike Babet, Tim Barfield, Monica Bauer, Patricia Bell, Tim Carrion, Wanda Ewing, Michael Finch, Michele Flanagan, Earl Martin, Pat McGervey, Dr. Hope Moon, Clifton Oliver, Sandra Premura, James Schaeper, Robert Stipe, Daniel Urbin

Board Members Absent: Charlita Anderson-White, David Ashenhurst

CALL TO ORDER

Board Chair Dan Urbin called the meeting to order at 5:06 p.m.

OATH OF OFFICE

The Oath of Office was administered by Board Member Patrick McGervey to newly appointed Wanda Ewing and reappointed Monica Bauer.

Roll call was taken and quorum found.

APPROVAL OF MINUTES

RESOLUTION No. 24-05-01 Tim Barfield made a motion to approved the April 23, 2024 board meeting minutes. Seconded by Tim Carrion. Motion carried. Minutes approved.

COMMITTEE REPORTS (reports attached)

- Community Planning & Oversight Committee – Mike Babet
- Finance Committee – Tim Barfield
- Nominating Committee – Michele Flanagan

Executive Committee Report and Chairperson Report (report attached) by Dan Urbin

Highlights

- Dan Urbin thanked various staff on the work they are doing in our community:
 - a. Arielle Edwards for coordinating another successful CIT Training for our Lorain County Police Departments.



Minutes of the
Mental Health, Addiction and Recovery Services Board of Lorain County
Board Meeting held on May 28, 2024
at The Amy H. Levin Learning & Conference Center, Lorain, OH 44055

- b. Jinx Mastney for planning another great Drug Take Back Day in coordination with our Police Departments.
- c. Lauren Cieslak for providing the Handle With Care Trainings to our school systems.
- d. Rick Sherlock on spreading the word of the work the MHARS Board and Provider Network continues to do in Lorain County.
- Congratulations to Mark Johnson graduate of Leadership Lorain County’s Best Class of 2024!
- Reminder: The June Board meeting will be held at Primary Purpose in Elyria.
- Dan welcomed Wanda Ewing to the Board and announced Dr. Hope Moon will be her mentor.

EXECUTIVE DIRECTOR REPORT (report attached) by Michael K. Doud

Highlights

- Thanked staff and Operations Team for their work on the FY25 budget.
- Announced the Annual Appreciation Breakfast for our Network Providers on June 7, 2024 from 8-10am.
- There are changes to how the boards received Medicaid data and enrollment information. More details to come.

APPROVAL OF CONSENT AGENDA

RESOLUTION No. 24-05-02 Dr. Hope Moon made a motion to approve the Consent Agenda. Seconded by Monica Bauer. Motion carried. Consent Agenda approved.

UNFINISHED BUSINESS

None to report

NEW BUSINESS

- Data Collection – Earl Martin shared with the Board data he compiled from multiple public websites. A board member requested the information be sent to the full Board of Directors.

PUBLIC COMMENT

- John Nisky thanked the Board for their continued work in the community. As a parent of children attending Oberlin City Schools, he is thankful for the Handle with Care Training being offered.



**Minutes of the
Mental Health, Addiction and Recovery Services Board of Lorain County
Board Meeting held on May 28, 2024
at The Amy H. Levin Learning & Conference Center, Lorain, OH 44055**

- Chuck Craft of Primary Purpose expressed his appreciation for the continued support and allowing them to host the June Board meeting. Chuck also announced the Primary Purpose Picnic scheduled for Saturday, June 2nd.

UPCOMING COMMITTEE AND BOARD MEETINGS:

- Ad Hoc Levy Committee – Tuesday, May 28, 2024 following Board Meeting
- CP&O Committee – Tuesday, June 11, 2024 at 5:00pm
- Governance Committee – Thursday, June 13, 2024 at 5:00pm
- Finance Committee – Tuesday, June 18, 2024 at 5:00pm
- Executive Committee – Friday, June 21, 2024 at 8:00am
- Nominating Committee – Tuesday, June 25, 2024 at 4:00pm (at Primary Purpose, Elyria)
- Board Meeting – Tuesday, June 25, 2024 at 5:00pm (at Primary Purpose, Elyria)
- Ad Hoc Levy Committee – Tuesday, June 25, 2024 following the board meeting

ADJOURNMENT

Meeting adjourned at 5:30 p.m.

BOARD OF DIRECTORS

Daniel T. Urbin, Chairperson

Mike Babet, Vice Chair

Sandra Premura, Secretary

James Schaeper, Chief Governance Officer

Charlita Anderson-White • David Ashenhurst • Tim Barfield • Monica Bauer
Patricia Bell • Tim Carrion • Wanda Ewing • Michael Finch • Michele Flanagan
Earl Martin • Pat McGervey • Dr. Hope Moon • Clifton Oliver • Robert Stipe

Community Planning and Oversight Committee Report

Tuesday, May 14, 2024 5:00 p.m. MHARS Board Office – Conf Room

COMMUNITY PLANNING AND OVERSIGHT COMMITTEE: The Community Planning and Oversight Committee shall evaluate new programs and determine service gaps and unmet needs in the community. The Committee shall also set standards for evaluating service providers funded by the Board with respect to meeting the service terms of contracts, programs, goals and objectives, and the quality of service, and periodically monitor and review provider status. The Committee shall facilitate the development of a schedule of regular presentations to the BOD pertaining to current programming and emerging needs in the community.

Committee Members Present: Mike Babet, Committee Chair, David Ashenhurst, Earl Martin, Robert Stipe, Dan Urbin (ex officio and attended until 6pm)

Staff Present: Tonya Birney, Amanda Divis, Michael Doud, Arielle Edwards, Rebecca Jones, Rick Sherlock

I. **Informational** – None at this time

II. **Recommendations: Agenda Process Sheet (APS)**

A. FY24 Allocation Increase (see APS 05.24.01)

- Beech Brook \$10,500.00
- Rebecca Jones presented the recommendation for an increase in the current year allocation due to additional work in suicide prevention with Lorain City Schools as needed to meet their requirements.
- Motion was made to approve the staff recommendation for an allocation increase of \$10,500.00 for Beech Brook, as indicated in APS worksheet 05.24.01 and to move the recommendation to the Finance Committee. Motion was seconded. All in favor. Motion carried.

B. FY25 Network Agency Budget Recommendations (see Attachments A – C)

- Per Committee Chair, no questions were brought to the committee chair prior to the meeting about individual providers procedures, and data collection for outcomes. Members were asked, if there were “deep dive” specific multiple questions that they be emailed to the committee chair to be forwarded onto the appropriate staff member for consideration.
- Amendments to the original committee packet were outlined to highlight the correction of a formula in the spreadsheet of OhioGuidestone that were shown in a new Agenda as well as the

Community Planning and Oversight Committee Report

Tuesday, May 14, 2024 5:00 p.m. MHARS Board Office – Conf Room

Attachment C spreadsheet specific to that agency. This report also highlights that change.

- Mark Johnson reflected on Attachment A as the same document from our April meeting. Based upon feedback at that meeting, Attachment B was created to increase understanding of the service areas that we fund, highlighting alignment with law, licensure, certification and accreditation.
- Brief presentation of each agency was made by lead MHARS staff to augment understanding of what services each agency provides and to further explain the notes written into Attachment C. These notes of explanation were also requested at April's meeting.

| AGENCY | FY25 Budget Recommendations |
|------------------------|-----------------------------|
| Bellefaire JCB | 342,125 |
| Catholic Charities | 137,000 |
| Far West Center | 181,727 |
| LCADA Way | 864,542 |
| New Directions | 57,000 |
| Nord Center | 6,214,521 |
| OhioGuidestone | 487,665 |
| Gathering Hope House | 485,138 |
| Let's Get Real | 192,122 |
| New Sunrise Properties | 940,388 |
| Primary Purpose | 250,000 |
| Road to Hope | 310,000 |

- Further metrics continue to be sought by a member of the committee. Discussion yielded an agreement that a structured and standard process needs to be developed. Consideration of expanding the use of APS (agenda process sheets) was suggested additionally.
- Motion was made to approve the staff recommendations for the Network Agency Budget Recommendations as indicated in the chart above and to move the recommendations to the Finance Committee. Motion was seconded. In favor of the motion were Mike Babet, David Ashenurst, Robert Stipe. Not in favor of the motion was Earl Martin. Motion carried.

Community Planning and Oversight Committee Report

Tuesday, May 14, 2024 5:00 p.m. MHARS Board Office – Conf Room

III. Unfinished Business – None at this time

IV. New Business

- Mr. Stipe gave an update regarding the court case against the individual alleged to have caused the death of his son. He expressed frustration and disappointment with the whole process and results.

Adjournment at 7:30pm

Following Meeting: 5:00 pm, **Tuesday, June 11, 2024** MHARS Board Office – Conf Room

Finance Committee Meeting Report

Tuesday, May 21, 2024 5:00 p.m. Conference Room

FINANCE COMMITTEE: The Finance Committee shall review all expenditures of the Board monthly financial statements and shall report on these to the BOD. The Committee shall review the annual budget proposed by the Executive Director and shall make recommendations on the annual budget to the BOD.

The Committee shall review results from the annual county financial audit and monitor the implementation of any corrective action plans required by the audit.

Committee Members Present: Tim Barfield (Committee Chair), Monica Bauer, Patricia Bell, Michael Finch and Pat McGervey

Staff Present: Michael Doud, Barry Habony and Johanna Vakerics

The Finance Committee met at the Board Administration Building Conference Room on May 21, 2024 at 5:00 p.m. and reports two (2) informational items and six (6) recommendations.

Informational Items:

1. **List of Contracts** – The Committee reviewed the attached list of *Contracts Authorized by the Executive Director on Behalf of the MHARS Board of Directors.*
2. **MHARS Board 7 Year Budget Forecast** – The Committee reviewed the attached *MHARS Board 7 Year Budget Forecast.*

Recommendations:

1. **Approval of the Fiscal Year 24 Statement of Revenue and Expenses and Statement of Cash Position** – The Committee reviewed the attached fiscal year 24 Statement of Revenue and Expenses and Statement of Cash Position, along with supporting schedules for the period ended April 2024 and found them to be in order.

(Resolution 24-05-05) The Committee Recommends approval of the fiscal year 24 financial statements for the period ended April 2024.

2. **Approval of the MHARS Board Listing of Expenses for April** – The Committee reviewed the attached Listing of Expenses for April 2024 totaling \$2,294,420.92 and found them to be in order.

(Resolution 24-05-06) The Committee Recommends approval of the MHARS Board April 2024 Listing of Expenses.

3. **Approval of the Integrated Services Partnership Budget for Fiscal Year 25** – The Committee reviewed the attached Integrated Services Partnership Budget for Fiscal Year 25, for which the MHARS Board is the fiscal agent. The budget for fiscal year 25 was found to be in order.

Finance Committee Meeting Report

Tuesday, May 21, 2024 5:00 p.m. Conference Room

(Resolution 24-05-07) The Committee Recommends approval of the Integrated Services Partnership Budget for Fiscal Year 25.

4. **Approval of MHARS Board Budget for Fiscal Year 25** – The Committee reviewed the attached MHARS Board Budget and supporting documentation for Fiscal Year 25. The budget for fiscal year 25 was found to be in order.

(Resolution 24-05-08) The Committee Recommends approval of the MHARS Board Budget for Fiscal Year 25.

5. **Approval of Contracts** – The Committee reviewed the attached list of *Contracts to be Authorized by the MHARS Board of Directors*, which includes contracts recommended for approval from the Community Planning & Oversight Committee and found them to be in order.

(Resolution 24-05-09) The Committee Recommends that the Executive Director be authorized to execute the *Contracts to be Authorized by the MHARS Board of Directors*.

6. **Approval of the MHARS Board County Tax Levy Budget for Calendar Year 2025** – The Committee reviewed the attached MHARS Board County Tax Levy Budget and supporting documentation for Calendar Year 2025. The budget for calendar year 2025 was found to be in order.

(Resolution 25-05-10) The Committee Recommends approval of the MHARS Board County Tax Budget for Calendar Year 2025.

Next Meeting of the Finance Committee scheduled for Tuesday, June 18, 2024 at 5:00pm at the MHARS Board Office – Conference Room.

Nominating Committee Meeting Report

Tuesday, May 28, 2024 4:02 p.m. Amy Levin Center

NOMINATING COMMITTEE: The Committee shall conduct interviews and shall make recommendations of potential BOD members to the BOD to formally request the appropriate appointing authorities to fill vacancies. The Committee shall endeavor to ensure that the composition of the BOD reflects the demographic characteristics of Lorain County.

The Nominating Committee shall have the responsibility to prepare, recommend, and nominate candidates for election as officers to be submitted to the BOD at its May meeting, after soliciting names of candidates from the members of the BOD after which the nominations shall be closed. The Nominating Committee shall convene, consider, and recommend to the BOD candidates for vacant officer positions and shall act by a majority vote of its members. The Nominating Committee shall propose the slate of candidates for BOD officer positions by the June Board meeting each year.

The Committee will have supervisory capacity regarding:

- New member orientation

The Committee will establish and supervise a:

- Board Member Mentoring Procedure
- Process for Community Representatives serving on the Committees.

Members Present: Michele Flanagan (Committee Chair), Mike Babet, Tim Carrion, Dr. Hope Moon, Sandra Premura, Dan Urbin (ex officio)

Staff Present: Michael Doud, Vinaida Reyna

(This report was given verbally during the full board meeting on May 28, 2024)

- I. **Informational**
 - Slate of Officers for FY25
 - The nominations for the slate of officers are:
 - a. Chair: Dan Urbin
 - b. Vice Chair: Mike Babet
 - c. Secretary: Sandra Premura
 - d. Chief Governance Officer: James Schaeper
 - Nominations are closed. The full board will vote on the slate of officers during the June 2024 board meeting.
- II. **Recommendation** – None at this time
- III. **Unfinished Business** – None at this time
- IV. **New Business**
 - The Committee discussed attendance of Board Members. A meeting is scheduled for June to address any issues.
- V. **Determine Consent Agenda Items** – None at this time
- VI. **Adjournment** at 4:40 p.m.

Next meeting: Tentatively set for Tuesday, June 25, 2024 at 4:00 p.m. at Primary Purpose

Executive Committee Meeting Report

Friday, May 3, 2024 8:00am MHARS Board Office – Conference Room

The Executive Committee shall be composed of the Chair, the Vice Chair, Secretary, Chief Governance Officer, and ALL Chairs of Standing Committees. Between the meetings of the BOD, the Executive Committee, shall have, and may exercise, the authority of the BOD, except as such authority is limited by statute. The Executive Committee shall have only such power and authority of the BOD between meetings of the BOD as shall be necessary to address crisis situations of the Board; any such action taken by the Executive Committee between meetings of the BOD shall be subject to ratification or modification by the BOD at its next regularly scheduled meeting.

Committee Members Present: Daniel Urbin, Board Chair; Mike Babet, Vice Chair, James Schaeper, Chief Governance Officer; Tim Barfield, Michele Flanagan

Committee Members Absent: Sandra Premura

Staff Present: Michael Doud, Barry Habony, Vinaida Reyna

I. Informational

- a. LCCRC Construction Site updates (attachment)
 - Todd Cooper, Owner Rep, shared (virtually) with the Committee where we're at with the construction.
- b. Discuss release of 1. BODs Self-Evaluation, and 2. Executive Director Evaluation
 - The evaluations are anonymous; Vinaida and James Schaeper will oversee the BODs Self-Evaluation results while Patrice and Dan Urbin will oversee the Executive Director Evaluation results.
 - The Governance Committee will review the BODs Self-evaluation results and present at the June 25, 2024 full board meeting.

II. Recommendation

- a. Creation of a Ad Hoc Strategic Plan Committee
 - Michele Flanagan made a motion to recommend the formation of a Ad Hoc Strategic Plan Committee. Mike Babet seconded the motion. All in favor. Motion carried.
 - The Ad Hoc Strategic Plan Committee will consist of 6 members. Committee Members are:
 1. Dr. Hope Moon, Committee Chair
 2. Charlita Anderson-White
 3. Mike Babet
 4. Michele Flanagan
 5. Earl Martin
 6. James Schaeper

Executive Committee Meeting Report

Friday, May 3, 2024 8:00am MHARS Board Office – Conference Room

- b. Road to Hope – OhioMHAS Community Capital Application (attachment)
 - MHARS Board has the opportunity to seek additional community capital funds to support a 3rd project during the current biennium budget (FY23/24). Road To Hope is prepared to move forward on a project to add 112 additional units of recovery housing to support the local continuum of care. OhioMHAS will contribute a maximum of \$1M capital funds toward the project and they require the approval of the Lorain County MHARS Board to proceed. Road To Hope will provide the required match funds and additional funds necessary to complete the purchase & renovation of the project. The goal is be on the State Controlling Board agenda in June to obtain State approve before the end of the current SFY. The MHARS Board not providing capital development funds.

III. Unfinished Business – none at this time

IV. New Business

- a. Walk-On: Oberlin Avenue Site (former ADAS Board office)
 - The building has been demolished. The city has ordered the digital sign be moved back further to meet local zoning codes within six (6) months. A variance was approved by the city for its current location. We will donate the sign to a nonprofit. If no interest, sign will be removed.
 - The property will go back on the market with Keller Williams within the next week for 90d period. If no buyer, we will reach out to the Port Authority to determine other options.

V. Determination of Consent Agenda

- The committee approved to place the two (2) recommendation items onto Consent Agenda.

Next Meeting: Friday, June 21, 2024 at 8:00am at the MHARS Board Office – Conference Room followed by a tour of the LCCRC Construction Site.

Executive Committee Meeting Report

Friday, May 24, 2024 10:30am MHARS Board Office – Conference Room

The Executive Committee shall be composed of the Chair, the Vice Chair, Secretary, Chief Governance Officer, and ALL Chairs of Standing Committees. Between the meetings of the BOD, the Executive Committee, shall have, and may exercise, the authority of the BOD, except as such authority is limited by statute. The Executive Committee shall have only such power and authority of the BOD between meetings of the BOD as shall be necessary to address crisis situations of the Board; any such action taken by the Executive Committee between meetings of the BOD shall be subject to ratification or modification by the BOD at its next regularly scheduled meeting.

Committee Members Present: Daniel Urbin, Board Chair; James Schaeper, Chief Governance Officer; Sandra Premura, Secretary; Tim Barfield, Michele Flanagan

Committee Members Absent: Mike Babet, Vice Chair

Staff Present: Michael Doud, Vinaida Reyna

I. Informational

a. LCCRC Project

- The Committee will present the Architect and Project Manager with a letter of Notice addressing the overruns of funds asking them to provide clear reason(s) why they believe this happened. As stewards of public funds, the committee feels responsible in addressing this matter.

b. Personnel

- It has been observed during meetings, staff are not professionally addressed. To help eliminate this issue, the Board will provide name plates (full name/titles) for staff.
- Reminder: Protocol for requesting information or sharing concerns of staff should first go to the Board Chair, Committee Chair, or the Executive Director, then the Executive Director will make the request of the staff.

II. Recommendation – None at this time.

III. Executive Session

- Tim Barfield made a motion to enter into Executive Session for the *for the purpose of "Appointments, dismissal, discipline, promotion, demotion or compensation of an employee or BOD member, or the investigation of charges or complaint against an employee or BOD member."* Board of Directors' Bylaws Article V: Meetings Section 5 Open Meeting Act. Michele Flanagan seconded the motion. All in favor. Motion carried.
- Enter Executive Session – 10:40am

Executive Committee Meeting Report

Friday, May 24, 2024 10:30am MHARS Board Office – Conference Room

- Tim Barfield made a motion to end the Executive Session. Sandra Premura seconded the motion. All in favor. Motion carried.
- End of Executive Session – 11:40am

IV. Unfinished Business – None at this time

V. New Business

- Walk-On: Access to Medicaid Data
- Michael provided members with an update on the issue to access data to determine Medicaid eligibility for individuals accessing board funded services. Ohio Department of Medicaid & OhioMHAS have arranged a meeting with Board directors Thursday 5/30 to discuss specific data points that were part of the reverse extract that boards need to have for enrollments and claim processing.

VI. Determination of Consent Agenda – None at this time

Next Meeting: Friday, June 21 at 8:00am at the MHARS Board Office – Conference Room

Executive Director Report

May 28, 2024

Coalition on Homelessness and Housing in Ohio (COHHIO)

May 7-9, Michael Doud attended the Coalition on Homelessness and Housing in Ohio (COHHIO) 2-day conference with Arielle Edwards, Program Officer. The conference focused on housing and homelessness policies both at the state and federal level. Housing and homeless advocates, policymakers, government officials, housing developers, people with lived experience, and mental health/substance abuse experts attended the event. Michael had the opportunity to meet with the new Director of OhioMHAS, LeeAnn Cornyn, to share with her some of the local initiatives to respond to the housing and support service needs of the population we serve.

SB 90

SB 90 Social Work Licensure Compact, to enter Ohio into the interstate Social Work Licensure Compact. Signed by the Governor on May 10th. This will facilitate the interstate practice of social work services by allowing social workers to practice in multiple states with a multistate license.

NACCHO SOAPP grant

Lorain County was awarded the NACCHO SOAPP grant (Suicide, Overdose, and Adverse Childhood Experiences (ACEs) Prevention Planning (SOAPP) Project for Local Health Departments) nearly 200 health departments were on the informational call and only 3 awards were granted in the nation.

The MHARS Board of Lorain County and Lorain County Public Health are collaborating together on this grant. They met with other counties in Ohio on May 23rd to share and network and complete additional strategic planning.

Budget Commission of Lorain County

The Budget Commission has duties pursuant to Sections 5705.3-5705.34 of the Revised Code with respect to approving budget. In order to properly fulfill those duties, Budget Commission requested to meet with the MHARS Board Financial team on May 13th to discuss the needs for carrying over unencumbered balances.

Lorain County Strategic Planning and Affordable Housing

Michael Doud and Rick Sherlock both attended the Lorain County Strategic Plan / Housing & Affordable Housing Pillar Discussion on Monday, May 13th. Monday's session was an overview of the issues and possible housing solutions, ahead of more focused task force sessions planned for later this summer. The meetings are part of Lorain County's five-year strategic plan, with targeted areas of housing, workforce and education, facilitating greater countywide collaboration, economic development, and maintaining and enhancing natural resources.

Peg's Foundation

Clear Pathway Community (CPC), looking to our local Crisis CoC Committee as an example of best practice building a coalition around the advancement of crisis care in a community. Sunithi from CPC is leading the effort to develop Local Collaborative Toolkit and using our group as a sounding board for new content to the toolkit.

Leadership Lorain County

Executive Director Report

May 28, 2024

Mark Johnson, Chief of Behavioral Health Services, completed of the nine-month leadership development program, designed to empower individuals passionate about enhancing the vitality of Lorain County and is recognized in the “Best Class of 2024” during their 40th Year Anniversary celebration on May 15th.

You Belong

Rebecca Jones, Child and Adolescent Services Director, provided support and guidance to the You Belong day programs throughout the month of May. Mike Ferrer, You Belong project liaison, said the group is a project of the MHARS Board and is used by 15 middle schools in Lorain County to promote inclusivity and acceptance. “Why not let the youth come up with the ideas, why not let the young people design activities that will help their fellow students feel like they belong at the school, like somebody cares.” Ferrer commented.

https://enewspaper.morningjournal.com/infinity/article_popover_share.aspx?quid=1627a9c9-4b51-40b0-8ef3-7b599b534277&share=true

UPCOMING TRAININGS, OUTREACH & EVENTS

JUNE 2024

- 3 – MH & Well-being Training for 2-3-1 Go Summer Camp Counselors – Staff: Lauren Cieslak
- 3-4 – OACBHA Ohio’s MH & Addiction Conference in Columbus – Michael Doud & Mark Johnson
- 7 – Annual Network Appreciation Breakfast at Gathering Hope House 8-10:00am
- 7 – Rockin’ On the River at Black River Landing – Staff: Jinx Mastney
- 14 – Rockin’ On the River at Black River Landing – Staff: Jinx Mastney
- 16 & 19 – YWCA’s Juneteenth Events -TBD
- 19 – Office Closed in Observance of Juneteenth
- 19 – Community Foundation’s Annual Meeting at Lorain Palace Theater at Noon
- 20-21 – ASIST Training at ALC – Staff: Rebecca Jones
- 21 – Rockin’ On the River at Black River Landing – Staff: Jinx Mastney
- 29 – Lorain County Pride at Tappan Square in Oberlin – Staff: Lauren Cieslak

Ad Hoc Levy Committee Meeting Report

Tuesday, May 28, 2024 5:30pm (following board meeting) Amy Levin Center

The Ad Hoc Levy Committee shall evaluate proposals and strategies related to levy preparations for Fall 2024.

Committee Members Present: Clifton Oliver, Co-Chair, Mike Babet, Co-Chair; Pat McGervey, Dr. Hope Moon, Sandra Premura, Daniel Urbin, Ex-Officio

Board Members Present: Wanda Ewing, James Schaeper

Staff Present: Rick Sherlock, Michael Doud

I. Informational

- a. 2024 Public Opinion Research Study Results and Crosstabs (attachment)
 - Paul Fallon of Fallon Research presented (via Zoom) the Research Study results and analyzed the demographics, compared data related to levy campaign and fielded questions from committee members resulting in outlook to a favorable 2024 campaign.
- b. Correspondence from County Commissioners (attachment)
 - Committee reviewed the correspondence from BOCC Clerk and County Auditor's Office certificate of estimate for property tax revenue.

II. Recommendations

- a. **Contracting with JS Strategies, LLC**
 - A motion was made to enter into contract with JS Strategies, LLC for campaign consulting/production in the amount not to exceed \$68,000. Motion seconded. All in favor. Motion carried.
- b. **Walk-On: Correspondence to Lorain County Board of Commissioners**
 - A motion was made to authorize the Executive Director to send correspondence to the Lorain County Board of Commissioners requesting the levy to be placed on the November 2024 Lorain County ballot. Motion seconded. All in favor. Motion carried.

III. **New Business** – None at this time

IV. Consent Agenda Items

- Recommendation – Approve to enter into contract with J.S. Strategies, LLC for levy campaign consulting/production in the amount not to exceed \$68,000.00.
- Recommendation – Approve and authorize the Executive Director to send correspondence to the Lorain County Board of Commissioners

Ad Hoc Levy Committee Meeting Agenda

Tuesday, March 5, 2024 5:00pm MHARS Board Office

requesting the levy to be placed on the November 2024 Lorain County ballot.

Next Meeting: June 25, 2024 following the full BOD meeting

MHARS LEVY STUDY

Lorain County, Ohio

Registered Voters

4/8/2024 – 4/12/2024

N=383, +/- 5%

(due to rounding, not all results may add up to 100%)



www.FallonResearch.com

Q. 1. Generally speaking, at this time would you say that you are satisfied or dissatisfied with the quality of life in Lorain County?

56% Satisfied
24.1 Dissatisfied
10.7 Mixed/both (volunteered)
9.2 Unsure/no answer

Q. 2. Generally speaking, would you say that property taxes in the particular area where you live are too high, mostly pretty fair or too low?

48% Too high
40.6 Pretty fair
.9 Too low
10.4 Unsure/no answer

Q. 3. How often do you use social media, such as Facebook, Twitter X or Instagram? Would you say you use it frequently, occasionally or not at all?

52.1% Frequently
26.2 Occasionally
21.4 Not at all
.3 Unsure/no answer

(Split Sample – randomly assigned between version A and B)

Q. 4A. Including the online version that is available over the Internet, how often would you say that you read The Chronicle Telegram newspaper? Would you say you read it frequently, occasionally or not at all?

13.4% Frequently
33.5 Occasionally
51.8 Not at all
1.4 Unsure/no answer

Q. 4B. Including the online version that is available over the Internet, how often would you say that you read The Morning Journal newspaper? Would you say you read it frequently, occasionally or not at all?

4.2% Frequently
18.8 Occasionally
77 Not at all
0 Unsure/no answer

www.FallonResearch.com
@PFallonResearch

Turning to look at the elections coming up in November, in addition to elections for public offices, and some school levies, there may also be a renewal levy on the ballot for the Mental Health, Addiction and Recovery Services Board of Lorain County...

Q. 5. Which of the following best describes your view of the Mental Health, Addiction and Recovery Services Board of Lorain County? Would you say...

40.9% Favorable
10.6 Unfavorable
24.5 Heard of it, but have no opinion...or...
17.2 Never heard of it
6.9 Unsure/no answer

Q. 6. Thinking more about mental health, which of the following would you say is the most common problem in the local community? Is it...

(randomly rotated)
5% Alcohol abuse
4.3 Homelessness
25.1 Illegal drugs
26.8 Untreated mental health problems
1.8 Child abuse...or...
4.1 Elderly neglect
18.6 All/combination (volunteered)
.3 Other (volunteered)
14.1 Unsure/no answer

Q. 7. How much of a problem would you say that fentanyl and opioid addiction is in your community? Is it a...

40.6% Very big problem
29.3 Somewhat of a problem
10.8 Not a problem
19.2 Unsure/no answer

Looking more closely at the renewal levy for the Mental Health, Addiction and Recovery Services Board of Lorain County, it will be a renewal for a tax for the benefit of Lorain County...for the purpose of providing essential mental health and recovery services and facilities, for children, adults and senior adults at a rate not exceeding 1.2 for each one dollar of valuation, for 10 years, first due in calendar year 2025.

Q. 8. Now, if the election were held today, and you were voting, would you vote for or against the renewal levy for the Mental Health, Addiction and Recovery Services Board of Lorain County?

68.8% For – skipped next question
16 Against
15.2 Unsure/no answer – skipped next question

Q. 9. In a few words, what is the biggest reason that you would vote against it?

n=61

20.7% Taxes are too high/do not want taxes to increase
18.6 Cannot afford it/personal financial circumstances
18.9 Not needed/will not help/not effective
10.3 Money will not be spent properly
6.7 Taxpayers should not have to pay for recovery/addiction services
4.5 Need more information/do not know enough about it
9 Other
11.4 Unsure/no answer

Here are some things that you may learn about the Lorain County Mental Health, Addiction and Recovery Services of Lorain County renewal levy over the next few months. After each one, please indicate whether it would make you more or less likely to vote for the levy. Also, feel free to indicate if it makes no difference in your decision. Here is the first one...

(RANDOMLY ROTATED NEXT 8 QUESTIONS)

Q. 10. Would you be more or less likely to vote for the renewal levy, if you learned that...Since it is a renewal, it will not raise property taxes?

72.6% More likely
4.5 Less likely
19.7 Makes no difference
3.2 Unsure/no answer

Q. 11. Would you be more or less likely to vote for the renewal levy, if you learned that...It provides drug and alcohol treatment for people with mental illness, who would go untreated without it?

70.1% More likely
4.3 Less likely
19.3 Makes no difference

www.FallonResearch.com
@PFallonResearch

6.3 Unsure/no answer

Q. 12. Would you be more or less likely to vote for the renewal levy, if you learned that...The funds from the levy provide mental health services for children and families who cannot afford to pay for them?

72.8% More likely
5.4 Less likely
18.1 Makes no difference
3.7 Unsure/no answer

Q. 13. Would you be more or less likely to vote for the renewal levy, if you learned that...It ensures there is a safety net to provide drug treatment services for people without insurance who have nowhere else they can get the help to recover and overcome their addictions?

66.6% More likely
5.9 Less likely
21.2 Makes no difference
6.2 Unsure/no answer

Q. 14. Would you be more or less likely to vote for the renewal levy, if you learned that...Funds from the levy pay for mental health professionals who work with teachers to identify troubled children and provide school-based treatment services?

71.3% More likely
7.6 Less likely
16.4 Makes no difference
4.7 Unsure/no answer

Q. 15. Would you be more or less likely to vote for the renewal levy, if you learned that...The money helps to fund a diversion center, where people who experience mental health problems can get immediate assistance, instead of being taken to jail?

64.4% More likely
7.9 Less likely
20.6 Makes no difference
7.1 Unsure/no answer

Q. 16. Would you be more or less likely to vote for the renewal levy, if you learned that...It maintains critical funding to many of the agencies that provide essential addiction and substance abuse treatment services in the community that would not be available without the levy?

66% More likely

- 7.5 Less likely
- 19.1 Makes no difference
- 7.4 Unsure/no answer

Q. 17. Would you be more or less likely to vote for the renewal levy, if you learned that...It is a place for families to turn to for help when they have a loved one with mental illness or addiction?

- 71.5% More likely
- 2.2 Less likely
- 21 Makes no difference
- 5.3 Unsure/no answer

Q. 18. Sometimes people change their minds after they hear more information, so let me ask you again, if the election were held today, and you were voting, would you vote for or against the renewal levy for the Mental Health, Addiction and Recovery Services Board of Lorain County?

- 75.9% For
- 13.9 Against
- 10.3 Unsure/no answer

Q. 19. As you are considering how you will vote, which group do you think would be most influential to you as you are deciding how you will vote on the Mental Health, Addiction and Recovery Services Board of Lorain County renewal levy? Is it...

(randomly rotated)

- 5.2% Members of the clergy & religious leaders
- 3.8 Local newspapers
- 7.5 School teachers
- 12.9 Doctors & nurses
- 35.4 Families of people who have used the services...or...
- 1.5 Unions
- 12.8 All/combination (volunteered)
- .8 Other (volunteered)
- 3.5 None/do not want to hear from anyone (volunteered)
- 16.6 Unsure/no answer

Finally, here are a few short questions for statistical purposes...

Q. 20. Here is a list of age groups. Please indicate which one you are in.

- 37.9% 18 to 44
- 32.7 45 to 64...or...

www.FallonResearch.com
@PFallonResearch

27.4 65 and older
2.1 Unsure/no answer

Q. 21. Which of the following do you consider to be your main race or ethnic background? Is it...

5.8% African-American
1.1 Asian or Indian
5.6 Hispanic or Latino – skipped next question
76.7 White...or...
1.8 Something else
2.1 Two or more races (volunteered)
6.9 Unsure/no answer

Q. 22. Are you of Hispanic or Latino origin or descent?

n=361

3.4% Yes
89.1 No
7.5 Unsure/no answer

Q. 23. Do you own or rent your current home?

70.1% Own
17.9 Rent
5.3 Other (volunteered)
6.7 Unsure/no answer

Q. 24. Do you have a 4-year or Bachelor's Degree from a college or university?

31.8% Yes
61.9 No
6.3 Unsure/no answer

Gender:

48% Men
52 Women

| | | Q. 8. Now, if the election were held today, and you were voting, would you vote for or against the renewal levy for the Mental Health, Addiction and Recovery Services Board of Lorain County? | | | Q. 18. Sometimes people change their minds after they hear more information, so let me ask you again, if the election were held today, and you were voting, would you vote for or against the renewal levy for the Mental Health, Addiction and Recovery... | | | OPINION DYNAMICS: | | | | Table Total |
|--|--------------|--|---------|--------|---|---------|--------|---|---|---|--------|-------------|
| | | For | Against | DK/NA | For | Against | DK/NA | Vote For in both ballot simulations (Qs. 8 &18) | Defect to vote For by end of interview/survey | Vote Against in both ballot simulations (Qs. 8 &18) | Other | |
| | | Col % | Col % | Col % | Col % | Col % | Col % | Col % | Col % | Col % | Col % | Col % |
| Q. 1. Generally speaking, at this time would you say that you are satisfied or dissatisfied with the quality of life in Lorain County? | Satisfied | 59.6% | 39.2% | 57.2% | 60.1% | 33.2% | 56.0% | 60.9% | 54.4% | 35.1% | 50.9% | 56.0% |
| | Dissatisfied | 19.7% | 47.1% | 20.0% | 18.2% | 54.3% | 27.1% | 18.0% | 20.1% | 54.1% | 31.0% | 24.1% |
| | Mixed/both | 13.2% | 3.5% | 7.1% | 12.8% | 4.7% | 3.5% | 13.6% | 6.7% | 1.9% | 6.5% | 10.7% |
| | DK/NA | 7.5% | 10.2% | 15.6% | 8.8% | 7.8% | 13.4% | 7.4% | 18.8% | 8.9% | 11.6% | 9.2% |
| Table Total | | 100.0% | 100.0% | 100.0% | 100.0% | 100.0% | 100.0% | 100.0% | 100.0% | 100.0% | 100.0% | 100.0% |

| | | AGE GROUP: | | | | RACE: (consolidated) | | | | | Table Total |
|--|--------------|------------|----------|--------------|--------|----------------------|-----------------|--------|--------|--------|-------------|
| | | 18 to 44 | 45 to 64 | 65 and older | DK/NA | African-American | Hispanic/Latino | White | Other | DK/NA | |
| | | Col % | Col % | Col % | Col % | Col % | Col % | Col % | Col % | Col % | Col % |
| Q. 1. Generally speaking, at this time would you say that you are satisfied or dissatisfied with the quality of life in Lorain County? | Satisfied | 54.4% | 59.5% | 55.3% | 37.3% | 42.0% | 45.1% | 59.5% | 44.3% | 47.7% | 56.0% |
| | Dissatisfied | 25.5% | 24.0% | 22.2% | 27.3% | 28.8% | 34.5% | 21.4% | 22.9% | 38.2% | 24.1% |
| | Mixed/both | 13.7% | 6.7% | 10.2% | 27.5% | 25.3% | 14.7% | 10.1% | 8.6% | 2.9% | 10.7% |
| | DK/NA | 6.5% | 9.8% | 12.3% | 7.9% | 3.9% | 5.7% | 8.9% | 24.2% | 11.2% | 9.2% |
| Table Total | | 100.0% | 100.0% | 100.0% | 100.0% | 100.0% | 100.0% | 100.0% | 100.0% | 100.0% | 100.0% |

| | | HOMEOWNERSHIP STATUS: | | | | BACHELOR'S DEGREE: | | | GENDER: | | Table Total |
|--|--------------|-----------------------|--------|--------|--------|--------------------|--------|--------|---------|--------|-------------|
| | | Own | Rent | Other | DK/NA | Yes | No | DK/NA | Men | Women | |
| | | Col % | Col % | Col % | Col % | Col % | Col % | Col % | Col % | Col % | Col % |
| Q. 1. Generally speaking, at this time would you say that you are satisfied or dissatisfied with the quality of life in Lorain County? | Satisfied | 60.1% | 43.1% | 49.9% | 51.6% | 62.5% | 53.7% | 45.4% | 59.9% | 52.4% | 56.0% |
| | Dissatisfied | 19.0% | 37.8% | 22.5% | 42.8% | 18.8% | 24.4% | 48.0% | 20.8% | 27.2% | 24.1% |
| | Mixed/both | 11.1% | 9.3% | 20.5% | 3.1% | 7.5% | 12.8% | 6.5% | 10.9% | 10.5% | 10.7% |
| | DK/NA | 9.8% | 9.9% | 7.1% | 2.4% | 11.2% | 9.1% | .0% | 8.4% | 9.9% | 9.2% |
| Table Total | | 100.0% | 100.0% | 100.0% | 100.0% | 100.0% | 100.0% | 100.0% | 100.0% | 100.0% | 100.0% |

| | | AREA: | | | | PARTISAN REGISTRATION: | | | HIGHEST PROPENSITY VOTERS: | Table Total |
|--|--------------|----------------|----------------|---------------------------|----------------------|------------------------|------------|--------------|--|-------------|
| | | City of Elyria | City of Lorain | All other cities combined | Unincorporated areas | Democrat | Republican | Unaffiliated | Voted in, at least, 2 of the last 3 even-year November elections | |
| | | Col % | Col % | Col % | Col % | Col % | Col % | Col % | Col % | Col % |
| Q. 1. Generally speaking, at this time would you say that you are satisfied or dissatisfied with the quality of life in Lorain County? | Satisfied | 54.1% | 44.8% | 66.8% | 48.3% | 57.1% | 57.1% | 55.2% | 59.3% | 56.0% |
| | Dissatisfied | 26.6% | 40.5% | 13.1% | 27.1% | 21.2% | 22.5% | 25.9% | 22.6% | 24.1% |
| | Mixed/both | 13.6% | 11.1% | 7.9% | 13.3% | 9.4% | 7.7% | 12.3% | 7.8% | 10.7% |
| | DK/NA | 5.7% | 3.5% | 12.3% | 11.3% | 12.3% | 12.7% | 6.7% | 10.2% | 9.2% |
| Table Total | | 100.0% | 100.0% | 100.0% | 100.0% | 100.0% | 100.0% | 100.0% | 100.0% | 100.0% |

| | | Q. 1. Generally speaking, at this time would you say that you are satisfied or dissatisfied with the quality of life in Lorain County? | | | | Table Total |
|--|-------------|--|--------------|------------|--------|-------------|
| | | Satisfied | Dissatisfied | Mixed/both | DK/NA | |
| | | Col % | Col % | Col % | Col % | Col % |
| Q. 2. Generally speaking, would you say that property taxes in the particular area where you live are too high, mostly pretty fair or too low? | Too high | 35.6% | 75.6% | 63.4% | 33.3% | 48.0% |
| | Pretty fair | 52.9% | 15.8% | 30.6% | 42.5% | 40.6% |
| | Too low | 1.0% | .0% | .0% | 4.2% | .9% |
| | DK/NA | 10.5% | 8.5% | 6.0% | 20.0% | 10.4% |
| Table Total | | 100.0% | 100.0% | 100.0% | 100.0% | 100.0% |

| | | Q. 8. Now, if the election were held today, and you were voting, would you vote for or against the renewal levy for the Mental Health, Addiction and Recovery Services Board of Lorain County? | | | Q. 18. Sometimes people change their minds after they hear more information, so let me ask you again, if the election were held today, and you were voting, would you vote for or against the renewal levy for the Mental Health, Addiction and Recovery... | | | OPINION DYNAMICS: | | | | Table Total |
|--|-------------|--|---------|--------|---|---------|--------|---|---|---|--------|-------------|
| | | For | Against | DK/NA | For | Against | DK/NA | Vote For in both ballot simulations (Qs. 8 &18) | Defect to vote For by end of interview/survey | Vote Against in both ballot simulations (Qs. 8 &18) | Other | |
| | | Col % | Col % | Col % | Col % | Col % | Col % | Col % | Col % | Col % | Col % | Col % |
| Q. 2. Generally speaking, would you say that property taxes in the particular area where you live are too high, mostly pretty fair or too low? | Too high | 41.3% | 76.5% | 48.4% | 39.9% | 83.3% | 60.4% | 40.1% | 38.4% | 83.5% | 63.4% | 48.0% |
| | Pretty fair | 47.4% | 22.1% | 29.5% | 47.8% | 15.1% | 22.6% | 48.2% | 44.5% | 14.7% | 21.9% | 40.6% |
| | Too low | 1.3% | .0% | .0% | 1.2% | .0% | .0% | 1.4% | .0% | .0% | .0% | .9% |
| | DK/NA | 9.9% | 1.4% | 22.1% | 11.1% | 1.6% | 17.0% | 10.3% | 17.1% | 1.8% | 14.7% | 10.4% |
| Table Total | | 100.0% | 100.0% | 100.0% | 100.0% | 100.0% | 100.0% | 100.0% | 100.0% | 100.0% | 100.0% | 100.0% |

| | | AGE GROUP: | | | | RACE: (consolidated) | | | | | Table Total |
|--|-------------|------------|----------|--------------|--------|----------------------|-----------------|--------|--------|--------|-------------|
| | | 18 to 44 | 45 to 64 | 65 and older | DK/NA | African-American | Hispanic/Latino | White | Other | DK/NA | |
| | | Col % | Col % | Col % | Col % | Col % | Col % | Col % | Col % | Col % | Col % |
| Q. 2. Generally speaking, would you say that property taxes in the particular area where you live are too high, mostly pretty fair or too low? | Too high | 43.8% | 52.9% | 47.5% | 55.7% | 39.4% | 63.4% | 45.6% | 57.7% | 55.2% | 48.0% |
| | Pretty fair | 41.0% | 38.6% | 43.6% | 27.0% | 36.0% | 28.4% | 44.6% | 24.8% | 26.3% | 40.6% |
| | Too low | 1.5% | 1.1% | .0% | .0% | 7.1% | .0% | .8% | .0% | .0% | .9% |
| | DK/NA | 13.7% | 7.4% | 9.0% | 17.3% | 17.6% | 8.2% | 9.1% | 17.5% | 18.5% | 10.4% |
| Table Total | | 100.0% | 100.0% | 100.0% | 100.0% | 100.0% | 100.0% | 100.0% | 100.0% | 100.0% | 100.0% |

| | | HOMEOWNERSHIP STATUS: | | | | BACHELOR'S DEGREE: | | | GENDER: | | Table Total |
|--|-------------|-----------------------|--------|--------|--------|--------------------|--------|--------|---------|--------|-------------|
| | | Own | Rent | Other | DK/NA | Yes | No | DK/NA | Men | Women | |
| | | Col % | Col % | Col % | Col % | Col % | Col % | Col % | Col % | Col % | Col % |
| Q. 2. Generally speaking, would you say that property taxes in the particular area where you live are too high, mostly pretty fair or too low? | Too high | 48.8% | 42.0% | 41.0% | 61.8% | 40.4% | 49.9% | 68.0% | 46.6% | 49.4% | 48.0% |
| | Pretty fair | 45.9% | 23.5% | 43.2% | 29.8% | 52.1% | 36.2% | 26.4% | 42.9% | 38.6% | 40.6% |
| | Too low | .3% | 4.1% | .0% | .0% | .6% | 1.2% | .0% | 1.9% | .0% | .9% |
| | DK/NA | 5.1% | 30.5% | 15.7% | 8.4% | 6.9% | 12.7% | 5.5% | 8.6% | 12.1% | 10.4% |
| Table Total | | 100.0% | 100.0% | 100.0% | 100.0% | 100.0% | 100.0% | 100.0% | 100.0% | 100.0% | 100.0% |

| | | AREA: | | | | PARTISAN REGISTRATION: | | | HIGHEST PROPENSITY VOTERS: | Table Total |
|--|-------------|----------------|----------------|---------------------------|----------------------|------------------------|------------|--------------|--|-------------|
| | | City of Elyria | City of Lorain | All other cities combined | Unincorporated areas | Democrat | Republican | Unaffiliated | Voted in, at least, 2 of the last 3 even-year November elections | |
| | | Col % | Col % | Col % | Col % | Col % | Col % | Col % | Col % | Col % |
| Q. 2. Generally speaking, would you say that property taxes in the particular area where you live are too high, mostly pretty fair or too low? | Too high | 47.8% | 41.2% | 48.5% | 53.7% | 43.6% | 49.4% | 49.3% | 48.2% | 48.0% |
| | Pretty fair | 40.3% | 37.7% | 44.8% | 36.2% | 46.4% | 39.7% | 38.7% | 44.7% | 40.6% |
| | Too low | .0% | 1.7% | .9% | .9% | 1.7% | 1.0% | .6% | .9% | .9% |
| | DK/NA | 11.9% | 19.4% | 5.8% | 9.2% | 8.2% | 9.9% | 11.4% | 6.2% | 10.4% |
| Table Total | | 100.0% | 100.0% | 100.0% | 100.0% | 100.0% | 100.0% | 100.0% | 100.0% | 100.0% |

| | | Q. 8. Now, if the election were held today, and you were voting, would you vote for or against the renewal levy for the Mental Health, Addiction and Recovery Services Board of Lorain County? | | | Q. 18. Sometimes people change their minds after they hear more information, so let me ask you again, if the election were held today, and you were voting, would you vote for or against the renewal levy for the Mental Health, Addiction and Recovery... | | | OPINION DYNAMICS: | | | | Table Total |
|--|--------------|--|---------|--------|---|---------|--------|--|---|--|--------|-------------|
| | | For | Against | DK/NA | For | Against | DK/NA | Vote For in both ballot simulations (Qs. 8 & 18) | Defect to vote For by end of interview/survey | Vote Against in both ballot simulations (Qs. 8 & 18) | Other | |
| | | Col % | Col % | Col % | Col % | Col % | Col % | Col % | Col % | Col % | Col % | Col % |
| Q. 3. How often do you use social media, such as Facebook, Twitter X or Instagram? | Frequently | 58.4% | 35.6% | 41.0% | 57.7% | 35.4% | 33.4% | 59.0% | 48.0% | 36.7% | 32.4% | 52.1% |
| | Occasionally | 23.5% | 27.9% | 36.5% | 24.9% | 25.9% | 36.2% | 23.7% | 33.1% | 26.8% | 33.8% | 26.2% |
| | Not at all | 18.1% | 36.5% | 20.4% | 17.5% | 38.7% | 27.2% | 17.3% | 18.9% | 36.4% | 31.1% | 21.4% |
| | DK/NA | .0% | .0% | 2.1% | .0% | .0% | 3.1% | .0% | .0% | .0% | 2.7% | .3% |
| Table Total | | 100.0% | 100.0% | 100.0% | 100.0% | 100.0% | 100.0% | 100.0% | 100.0% | 100.0% | 100.0% | 100.0% |

| | | AGE GROUP: | | | | RACE: (consolidated) | | | | | Table Total |
|--|--------------|------------|----------|--------------|--------|----------------------|-----------------|--------|--------|--------|-------------|
| | | 18 to 44 | 45 to 64 | 65 and older | DK/NA | African-American | Hispanic/Latino | White | Other | DK/NA | |
| | | Col % | Col % | Col % | Col % | Col % | Col % | Col % | Col % | Col % | Col % |
| Q. 3. How often do you use social media, such as Facebook, Twitter X or Instagram? | Frequently | 67.4% | 48.0% | 37.7% | 26.1% | 62.7% | 54.3% | 52.8% | 50.9% | 34.4% | 52.1% |
| | Occasionally | 25.9% | 28.5% | 22.2% | 46.3% | 12.2% | 43.1% | 24.9% | 17.1% | 33.6% | 26.2% |
| | Not at all | 6.6% | 23.5% | 39.0% | 27.6% | 25.1% | 2.5% | 22.3% | 32.0% | 27.3% | 21.4% |
| | DK/NA | .0% | .0% | 1.2% | .0% | .0% | .0% | .0% | .0% | 4.6% | .3% |
| Table Total | | 100.0% | 100.0% | 100.0% | 100.0% | 100.0% | 100.0% | 100.0% | 100.0% | 100.0% | 100.0% |

| | | HOMEOWNERSHIP STATUS: | | | | BACHELOR'S DEGREE: | | | GENDER: | | Table Total |
|--|--------------|-----------------------|--------|--------|--------|--------------------|--------|--------|---------|--------|-------------|
| | | Own | Rent | Other | DK/NA | Yes | No | DK/NA | Men | Women | |
| | | Col % | Col % | Col % | Col % | Col % | Col % | Col % | Col % | Col % | Col % |
| Q. 3. How often do you use social media, such as Facebook, Twitter X or Instagram? | Frequently | 52.0% | 54.8% | 63.3% | 37.5% | 63.9% | 47.8% | 34.6% | 41.8% | 61.6% | 52.1% |
| | Occasionally | 24.8% | 26.9% | 11.6% | 49.8% | 19.4% | 27.6% | 46.4% | 31.5% | 21.3% | 26.2% |
| | Not at all | 22.8% | 18.3% | 25.1% | 12.8% | 16.7% | 24.1% | 19.1% | 26.1% | 17.1% | 21.4% |
| | DK/NA | .5% | .0% | .0% | .0% | .0% | .5% | .0% | .7% | .0% | .3% |
| Table Total | | 100.0% | 100.0% | 100.0% | 100.0% | 100.0% | 100.0% | 100.0% | 100.0% | 100.0% | 100.0% |

| | | AREA: | | | | PARTISAN REGISTRATION: | | | HIGHEST PROPENSITY VOTERS: | Table Total |
|--|--------------|----------------|----------------|---------------------------|----------------------|------------------------|------------|--------------|--|-------------|
| | | City of Elyria | City of Lorain | All other cities combined | Unincorporated areas | Democrat | Republican | Unaffiliated | Voted in, at least, 2 of the last 3 even-year November elections | |
| | | Col % | Col % | Col % | Col % | Col % | Col % | Col % | Col % | Col % |
| Q. 3. How often do you use social media, such as Facebook, Twitter X or Instagram? | Frequently | 55.3% | 52.4% | 53.6% | 46.8% | 52.8% | 41.7% | 55.5% | 50.1% | 52.1% |
| | Occasionally | 22.5% | 32.8% | 25.0% | 24.9% | 24.5% | 35.4% | 23.6% | 26.0% | 26.2% |
| | Not at all | 22.2% | 13.3% | 21.4% | 28.4% | 22.7% | 22.9% | 20.4% | 23.4% | 21.4% |
| | DK/NA | .0% | 1.5% | .0% | .0% | .0% | .0% | .6% | .5% | .3% |
| Table Total | | 100.0% | 100.0% | 100.0% | 100.0% | 100.0% | 100.0% | 100.0% | 100.0% | 100.0% |

| | | Q. 8. Now, if the election were held today, and you were voting, would you vote for or against the renewal levy for the Mental Health, Addiction and Recovery Services Board of Lorain County? | | | Q. 18. Sometimes people change their minds after they hear more information, so let me ask you again, if the election were held today, and you were voting, would you vote for or against the renewal levy for the Mental Health, Addiction and Recovery... | | | OPINION DYNAMICS: | | | | Table Total |
|--|--------------|--|---------|--------|---|---------|--------|--|---|--|--------|-------------|
| | | For | Against | DK/NA | For | Against | DK/NA | Vote For in both ballot simulations (Qs. 8 & 18) | Defect to vote For by end of interview/survey | Vote Against in both ballot simulations (Qs. 8 & 18) | Other | |
| | | Col % | Col % | Col % | Col % | Col % | Col % | Col % | Col % | Col % | Col % | Col % |
| SPLIT SAMPLE: Q. 4A. Including the online version that is available over the Internet, how often would you say that you read The Chronicle Telegram newspaper? | Frequently | 16.2% | 9.5% | 6.7% | 16.7% | 8.2% | .0% | 16.9% | 15.3% | 9.3% | .0% | 13.4% |
| | Occasionally | 36.3% | 26.0% | 30.5% | 37.3% | 21.5% | 26.1% | 36.9% | 39.2% | 24.4% | 22.7% | 33.5% |
| | Not at all | 47.5% | 64.5% | 55.1% | 46.1% | 70.3% | 62.5% | 46.1% | 45.5% | 66.3% | 67.4% | 51.8% |
| | DK/NA | .0% | .0% | 7.7% | .0% | .0% | 11.4% | .0% | .0% | .0% | 9.9% | 1.4% |
| Table Total | | 100.0% | 100.0% | 100.0% | 100.0% | 100.0% | 100.0% | 100.0% | 100.0% | 100.0% | 100.0% | 100.0% |

| | | Q. 8. Now, if the election were held today, and you were voting, would you vote for or against the renewal levy for the Mental Health, Addiction and Recovery Services Board of Lorain County? | | | Q. 18. Sometimes people change their minds after they hear more information, so let me ask you again, if the election were held today, and you were voting, would you vote for or against the renewal levy for the Mental Health, Addiction and Recovery... | | | OPINION DYNAMICS: | | | | Table Total |
|---|--------------|--|---------|--------|---|---------|--------|--|---|--|--------|-------------|
| | | For | Against | DK/NA | For | Against | DK/NA | Vote For in both ballot simulations (Qs. 8 & 18) | Defect to vote For by end of interview/survey | Vote Against in both ballot simulations (Qs. 8 & 18) | Other | |
| | | Col % | Col % | Col % | Col % | Col % | Col % | Col % | Col % | Col % | Col % | Col % |
| SPLIT SAMPLE: Q. 4B. Including the online version that is available over the Internet, how often would you say that you read The Morning Journal newspaper? | Frequently | 4.1% | 4.3% | 4.3% | 3.7% | 9.9% | .0% | 3.4% | 6.3% | 5.9% | 5.8% | 4.2% |
| | Occasionally | 23.1% | 10.5% | 3.3% | 21.2% | 7.0% | 13.2% | 23.8% | .0% | 7.9% | 11.3% | 18.8% |
| | Not at all | 72.7% | 85.1% | 92.4% | 75.0% | 83.0% | 86.8% | 72.8% | 93.7% | 86.1% | 82.8% | 77.0% |
| Table Total | | 100.0% | 100.0% | 100.0% | 100.0% | 100.0% | 100.0% | 100.0% | 100.0% | 100.0% | 100.0% | 100.0% |

| | | AGE GROUP: | | | | RACE: (consolidated) | | | | | Table Total |
|--|--------------|------------|----------|--------------|--------|----------------------|-----------------|--------|--------|--------|-------------|
| | | 18 to 44 | 45 to 64 | 65 and older | DK/NA | African-American | Hispanic/Latino | White | Other | DK/NA | |
| | | Col % | Col % | Col % | Col % | Col % | Col % | Col % | Col % | Col % | Col % |
| SPLIT SAMPLE: Q. 4A. Including the online version that is available over the Internet, how often would you say that you read The Chronicle Telegram newspaper? | Frequently | 17.0% | 8.7% | 14.9% | .0% | 20.7% | 8.7% | 15.7% | .0% | .0% | 13.4% |
| | Occasionally | 26.9% | 45.7% | 27.2% | 32.0% | 53.9% | 39.6% | 34.5% | 36.7% | 5.4% | 33.5% |
| | Not at all | 54.0% | 45.6% | 55.6% | 68.0% | 25.4% | 43.6% | 49.9% | 63.3% | 87.0% | 51.8% |
| | DK/NA | 2.0% | .0% | 2.3% | .0% | .0% | 8.1% | .0% | .0% | 7.6% | 1.4% |
| Table Total | | 100.0% | 100.0% | 100.0% | 100.0% | 100.0% | 100.0% | 100.0% | 100.0% | 100.0% | 100.0% |

| | | AGE GROUP: | | | | RACE: (consolidated) | | | | | Table Total |
|---|--------------|------------|----------|--------------|--------|----------------------|-----------------|--------|--------|--------|-------------|
| | | 18 to 44 | 45 to 64 | 65 and older | DK/NA | African-American | Hispanic/Latino | White | Other | DK/NA | |
| | | Col % | Col % | Col % | Col % | Col % | Col % | Col % | Col % | Col % | Col % |
| SPLIT SAMPLE: Q. 4B. Including the online version that is available over the Internet, how often would you say that you read The Morning Journal newspaper? | Frequently | 6.5% | .0% | 6.1% | .0% | .0% | 9.3% | 2.6% | 31.1% | .0% | 4.2% |
| | Occasionally | 26.3% | 11.3% | 18.4% | .0% | 22.8% | 31.0% | 17.6% | 11.4% | 19.1% | 18.8% |
| | Not at all | 67.2% | 88.7% | 75.5% | 100.0% | 77.2% | 59.6% | 79.8% | 57.5% | 80.9% | 77.0% |
| Table Total | | 100.0% | 100.0% | 100.0% | 100.0% | 100.0% | 100.0% | 100.0% | 100.0% | 100.0% | 100.0% |

| | | HOMEOWNERSHIP STATUS: | | | | BACHELOR'S DEGREE: | | | GENDER: | | Table Total |
|--|--------------|-----------------------|--------|--------|--------|--------------------|--------|--------|---------|--------|-------------|
| | | Own | Rent | Other | DK/NA | Yes | No | DK/NA | Men | Women | |
| | | Col % | Col % | Col % | Col % | Col % | Col % | Col % | Col % | Col % | Col % |
| SPLIT SAMPLE: Q. 4A. Including the online version that is available over the Internet, how often would you say that you read The Chronicle Telegram newspaper? | Frequently | 13.8% | 16.8% | 12.6% | .0% | 15.4% | 13.7% | .0% | 10.4% | 16.3% | 13.4% |
| | Occasionally | 31.5% | 49.1% | 37.8% | 6.4% | 42.6% | 31.2% | 7.1% | 31.8% | 35.2% | 33.5% |
| | Not at all | 53.7% | 34.1% | 49.6% | 83.3% | 42.1% | 54.0% | 81.3% | 56.5% | 47.1% | 51.8% |
| | DK/NA | 1.0% | .0% | .0% | 10.4% | .0% | 1.1% | 11.6% | 1.3% | 1.5% | 1.4% |
| Table Total | | 100.0% | 100.0% | 100.0% | 100.0% | 100.0% | 100.0% | 100.0% | 100.0% | 100.0% | 100.0% |

| | | HOMEOWNERSHIP STATUS: | | | | BACHELOR'S DEGREE: | | | GENDER: | | Table Total |
|---|--------------|-----------------------|--------|--------|--------|--------------------|--------|--------|---------|--------|-------------|
| | | Own | Rent | Other | DK/NA | Yes | No | DK/NA | Men | Women | |
| | | Col % | Col % | Col % | Col % | Col % | Col % | Col % | Col % | Col % | Col % |
| SPLIT SAMPLE: Q. 4B. Including the online version that is available over the Internet, how often would you say that you read The Morning Journal newspaper? | Frequently | 1.2% | 15.8% | .0% | 10.2% | 3.0% | 4.2% | 10.2% | 3.3% | 4.9% | 4.2% |
| | Occasionally | 20.8% | 14.3% | 12.5% | 12.1% | 27.8% | 15.2% | 12.1% | 10.5% | 25.9% | 18.8% |
| | Not at all | 78.0% | 69.9% | 87.5% | 77.7% | 69.2% | 80.7% | 77.7% | 86.2% | 69.2% | 77.0% |
| Table Total | | 100.0% | 100.0% | 100.0% | 100.0% | 100.0% | 100.0% | 100.0% | 100.0% | 100.0% | 100.0% |

| | | AREA: | | | | PARTISAN REGISTRATION: | | | HIGHEST PROPENSITY VOTERS: | Table Total |
|--|--------------|----------------|----------------|---------------------------|----------------------|------------------------|------------|--------------|--|-------------|
| | | City of Elyria | City of Lorain | All other cities combined | Unincorporated areas | Democrat | Republican | Unaffiliated | Voted in, at least, 2 of the last 3 even-year November elections | |
| | | Col % | Col % | Col % | Col % | Col % | Col % | Col % | Col % | Col % |
| SPLIT SAMPLE: Q. 4A. Including the online version that is available over the Internet, how often would you say that you read The Chronicle Telegram newspaper? | Frequently | 17.9% | 16.6% | 11.3% | 11.4% | 12.7% | 14.0% | 13.4% | 14.1% | 13.4% |
| | Occasionally | 34.8% | 30.2% | 34.4% | 33.7% | 36.7% | 28.6% | 34.0% | 35.7% | 33.5% |
| | Not at all | 42.5% | 49.8% | 54.3% | 54.9% | 50.6% | 57.4% | 49.8% | 49.2% | 51.8% |
| | DK/NA | 4.8% | 3.4% | .0% | .0% | .0% | .0% | 2.8% | 1.0% | 1.4% |
| Table Total | | 100.0% | 100.0% | 100.0% | 100.0% | 100.0% | 100.0% | 100.0% | 100.0% | 100.0% |

| | | AREA: | | | | PARTISAN REGISTRATION: | | | HIGHEST PROPENSITY VOTERS: | Table Total |
|---|--------------|----------------|----------------|---------------------------|----------------------|------------------------|------------|--------------|--|-------------|
| | | City of Elyria | City of Lorain | All other cities combined | Unincorporated areas | Democrat | Republican | Unaffiliated | Voted in, at least, 2 of the last 3 even-year November elections | |
| | | Col % | Col % | Col % | Col % | Col % | Col % | Col % | Col % | Col % |
| SPLIT SAMPLE: Q. 4B. Including the online version that is available over the Internet, how often would you say that you read The Morning Journal newspaper? | Frequently | 4.3% | 6.3% | 3.4% | 3.2% | 2.2% | 3.1% | 5.0% | 5.7% | 4.2% |
| | Occasionally | 17.4% | 22.7% | 23.0% | 5.2% | 24.8% | 14.7% | 18.3% | 20.9% | 18.8% |
| | Not at all | 78.3% | 71.0% | 73.6% | 91.6% | 73.0% | 82.2% | 76.7% | 73.4% | 77.0% |
| Table Total | | 100.0% | 100.0% | 100.0% | 100.0% | 100.0% | 100.0% | 100.0% | 100.0% | 100.0% |

| | | Q. 3. How often do you use social media, such as Facebook, Twitter X or Instagram? | | | | SPLIT SAMPLE: Q. 4A. Including the online version that is available over the Internet, how often would you say that you read The Chronicle Telegram newspaper? | | | | SPLIT SAMPLE: Q. 4B. Including the online version that is available over the Internet, how often would you say that you read The Morning Journal newspaper? | | | Table Total |
|---|----------------------------------|--|--------------|------------|--------|--|--------------|------------|--------|---|--------------|------------|-------------|
| | | Frequently | Occasionally | Not at all | DK/NA | Frequently | Occasionally | Not at all | DK/NA | Frequently | Occasionally | Not at all | |
| | | Col % | Col % | Col % | Col % | Col % | Col % | Col % | Col % | Col % | Col % | Col % | Col % |
| Q. 5. Which of the following best describes your view of the Mental Health, Addiction and Recovery Services Board of Lorain County? | Favorable | 46.0% | 37.1% | 33.7% | .0% | 55.0% | 49.7% | 29.0% | .0% | 71.9% | 56.9% | 37.8% | 40.9% |
| | Unfavorable | 9.6% | 10.2% | 13.6% | .0% | 9.4% | 12.1% | 15.2% | 53.5% | .0% | 9.6% | 7.0% | 10.6% |
| | Heard of it, but have no opinion | 20.7% | 29.3% | 28.1% | .0% | 25.3% | 22.0% | 31.0% | .0% | 12.7% | 19.4% | 23.3% | 24.5% |
| | Never heard of it | 17.2% | 18.3% | 15.9% | .0% | 4.7% | 14.2% | 15.7% | .0% | .0% | 9.9% | 24.7% | 17.2% |
| | DK/NA | 6.5% | 5.1% | 8.7% | 100.0% | 5.5% | 2.0% | 9.2% | 46.5% | 15.5% | 4.2% | 7.3% | 6.9% |
| Table Total | | 100.0% | 100.0% | 100.0% | 100.0% | 100.0% | 100.0% | 100.0% | 100.0% | 100.0% | 100.0% | 100.0% | 100.0% |

| | | Q. 8. Now, if the election were held today, and you were voting, would you vote for or against the renewal levy for the Mental Health, Addiction and Recovery Services Board of Lorain County? | | | Q. 18. Sometimes people change their minds after they hear more information, so let me ask you again, if the election were held today, and you were voting, would you vote for or against the renewal levy for the Mental Health, Addiction and Recovery... | | | OPINION DYNAMICS: | | | | Table Total |
|---|----------------------------------|--|---------|--------|---|---------|--------|--|---|--|--------|-------------|
| | | For | Against | DK/NA | For | Against | DK/NA | Vote For in both ballot simulations (Qs. 8 & 18) | Defect to vote For by end of interview/survey | Vote Against in both ballot simulations (Qs. 8 & 18) | Other | |
| | | Col % | Col % | Col % | Col % | Col % | Col % | Col % | Col % | Col % | Col % | Col % |
| Q. 5. Which of the following best describes your view of the Mental Health, Addiction and Recovery Services Board of Lorain County? | Favorable | 53.8% | 12.6% | 12.4% | 49.7% | 5.6% | 23.2% | 54.0% | 19.3% | 4.0% | 22.4% | 40.9% |
| | Unfavorable | 5.9% | 32.7% | 8.1% | 4.7% | 44.5% | 8.1% | 4.9% | 3.3% | 42.9% | 14.7% | 10.6% |
| | Heard of it, but have no opinion | 22.4% | 22.0% | 36.2% | 24.7% | 16.4% | 33.4% | 23.2% | 35.4% | 18.5% | 28.8% | 24.5% |
| | Never heard of it | 13.3% | 16.0% | 36.0% | 15.7% | 19.7% | 24.8% | 13.4% | 31.5% | 18.9% | 24.9% | 17.2% |
| | DK/NA | 4.6% | 16.6% | 7.3% | 5.2% | 13.8% | 10.5% | 4.4% | 10.5% | 15.7% | 9.1% | 6.9% |
| Table Total | | 100.0% | 100.0% | 100.0% | 100.0% | 100.0% | 100.0% | 100.0% | 100.0% | 100.0% | 100.0% | 100.0% |

| | | AGE GROUP: | | | | RACE: (consolidated) | | | | | Table Total |
|---|----------------------------------|------------|----------|--------------|--------|----------------------|-----------------|--------|--------|--------|-------------|
| | | 18 to 44 | 45 to 64 | 65 and older | DK/NA | African-American | Hispanic/Latino | White | Other | DK/NA | |
| | | Col % | Col % | Col % | Col % | Col % | Col % | Col % | Col % | Col % | Col % |
| Q. 5. Which of the following best describes your view of the Mental Health, Addiction and Recovery Services Board of Lorain County? | Favorable | 40.2% | 41.5% | 42.2% | 27.0% | 47.7% | 43.9% | 43.0% | 29.3% | 16.8% | 40.9% |
| | Unfavorable | 9.5% | 11.0% | 10.5% | 25.7% | 13.9% | 12.8% | 9.6% | 9.8% | 16.5% | 10.6% |
| | Heard of it, but have no opinion | 26.5% | 22.0% | 24.1% | 30.0% | 13.7% | 17.3% | 26.1% | 23.4% | 24.3% | 24.5% |
| | Never heard of it | 19.6% | 18.3% | 12.4% | 17.3% | 22.0% | 23.5% | 14.6% | 24.5% | 28.8% | 17.2% |
| | DK/NA | 4.2% | 7.2% | 10.8% | .0% | 2.8% | 2.4% | 6.7% | 13.1% | 13.7% | 6.9% |
| Table Total | | 100.0% | 100.0% | 100.0% | 100.0% | 100.0% | 100.0% | 100.0% | 100.0% | 100.0% | 100.0% |

| | | HOMEOWNERSHIP STATUS: | | | | BACHELOR'S DEGREE: | | | GENDER: | | Table Total |
|---|----------------------------------|-----------------------|--------|--------|--------|--------------------|--------|--------|---------|--------|-------------|
| | | Own | Rent | Other | DK/NA | Yes | No | DK/NA | Men | Women | |
| | | Col % | Col % | Col % | Col % | Col % | Col % | Col % | Col % | Col % | Col % |
| Q. 5. Which of the following best describes your view of the Mental Health, Addiction and Recovery Services Board of Lorain County? | Favorable | 40.4% | 54.3% | 35.9% | 14.4% | 50.0% | 39.5% | 8.8% | 32.9% | 48.2% | 40.9% |
| | Unfavorable | 10.8% | 5.2% | 4.0% | 27.4% | 7.7% | 10.6% | 24.3% | 14.0% | 7.4% | 10.6% |
| | Heard of it, but have no opinion | 26.0% | 18.5% | 36.5% | 14.9% | 20.8% | 27.2% | 15.9% | 29.6% | 19.7% | 24.5% |
| | Never heard of it | 16.1% | 14.5% | 23.6% | 30.6% | 15.0% | 16.9% | 30.5% | 15.7% | 18.5% | 17.2% |
| | DK/NA | 6.7% | 7.6% | .0% | 12.7% | 6.6% | 5.7% | 20.5% | 7.8% | 6.2% | 6.9% |
| Table Total | | 100.0% | 100.0% | 100.0% | 100.0% | 100.0% | 100.0% | 100.0% | 100.0% | 100.0% | 100.0% |

| | | AREA: | | | | PARTISAN REGISTRATION: | | | HIGHEST PROPENSITY VOTERS: | Table Total |
|---|----------------------------------|----------------|----------------|---------------------------|----------------------|------------------------|------------|--------------|--|-------------|
| | | City of Elyria | City of Lorain | All other cities combined | Unincorporated areas | Democrat | Republican | Unaffiliated | Voted in, at least, 2 of the last 3 even-year November elections | |
| | | Col % | Col % | Col % | Col % | Col % | Col % | Col % | Col % | Col % |
| Q. 5. Which of the following best describes your view of the Mental Health, Addiction and Recovery Services Board of Lorain County? | Favorable | 50.6% | 37.2% | 45.4% | 29.2% | 57.4% | 29.1% | 38.6% | 42.9% | 40.9% |
| | Unfavorable | 10.5% | 10.3% | 8.8% | 14.0% | 6.3% | 15.8% | 10.4% | 10.1% | 10.6% |
| | Heard of it, but have no opinion | 12.1% | 21.2% | 26.2% | 33.4% | 20.7% | 38.3% | 21.1% | 25.0% | 24.5% |
| | Never heard of it | 17.4% | 23.5% | 14.7% | 15.5% | 7.0% | 10.6% | 23.4% | 13.5% | 17.2% |
| | DK/NA | 9.5% | 7.8% | 4.8% | 7.9% | 8.6% | 6.2% | 6.5% | 8.5% | 6.9% |
| Table Total | | 100.0% | 100.0% | 100.0% | 100.0% | 100.0% | 100.0% | 100.0% | 100.0% | 100.0% |

| | | Q. 3. How often do you use social media, such as Facebook, Twitter X or Instagram? | | | | SPLIT SAMPLE: Q. 4A. Including the online version that is available over the Internet, how often would you say that you read The Chronicle Telegram newspaper? | | | | SPLIT SAMPLE: Q. 4B. Including the online version that is available over the Internet, how often would you say that you read The Morning Journal newspaper? | | | Table Total |
|--|----------------------------------|--|--------------|------------|--------|--|--------------|------------|--------|---|--------------|------------|-------------|
| | | Frequently | Occasionally | Not at all | DK/NA | Frequently | Occasionally | Not at all | DK/NA | Frequently | Occasionally | Not at all | |
| | | Col % | Col % | Col % | Col % | Col % | Col % | Col % | Col % | Col % | Col % | Col % | Col % |
| Q. 6. Thinking more about mental health, which of the following would you say is the most common problem in the local community? | Alcohol abuse | 5.3% | 6.4% | 2.6% | .0% | 8.8% | 13.9% | 5.1% | .0% | .0% | .0% | 1.9% | 5.0% |
| | Homelessness | 4.7% | 3.0% | 5.1% | .0% | 8.5% | 6.9% | 3.4% | .0% | 9.1% | .0% | 3.9% | 4.3% |
| | Illegal drugs | 22.0% | 30.4% | 26.3% | .0% | 27.6% | 28.5% | 30.4% | .0% | 15.5% | 23.0% | 21.0% | 25.1% |
| | Untreated mental health problems | 33.4% | 23.4% | 15.3% | .0% | 24.4% | 23.9% | 24.9% | 53.5% | 12.2% | 37.1% | 27.4% | 26.8% |
| | Child abuse | 1.2% | 1.6% | 3.8% | .0% | .0% | .9% | 4.4% | .0% | 26.4% | .0% | .0% | 1.8% |
| | Elderly neglect | 3.3% | 3.6% | 6.5% | .0% | .0% | 1.1% | 3.3% | .0% | 17.8% | 8.1% | 4.9% | 4.1% |
| | All/combination | 17.8% | 20.6% | 18.4% | .0% | 22.7% | 13.5% | 17.4% | .0% | 19.0% | 23.3% | 20.0% | 18.6% |
| | Other | .0% | 1.2% | .0% | .0% | .0% | .0% | 1.2% | .0% | .0% | .0% | .0% | .3% |
| DK/NA | 12.4% | 9.7% | 22.1% | 100.0% | 7.9% | 11.3% | 9.9% | 46.5% | .0% | 8.6% | 20.8% | 14.1% | |
| Table Total | | 100.0% | 100.0% | 100.0% | 100.0% | 100.0% | 100.0% | 100.0% | 100.0% | 100.0% | 100.0% | 100.0% | 100.0% |

| | | Q. 8. Now, if the election were held today, and you were voting, would you vote for or against the renewal levy for the Mental Health, Addiction and Recovery Services Board of Lorain County? | | | Q. 18. Sometimes people change their minds after they hear more information, so let me ask you again, if the election were held today, and you were voting, would you vote for or against the renewal levy for the Mental Health, Addiction and Recovery... | | | OPINION DYNAMICS: | | | | Table Total |
|--|----------------------------------|--|---------|--------|---|---------|--------|--|---|--|--------|-------------|
| | | For | Against | DK/NA | For | Against | DK/NA | Vote For in both ballot simulations (Qs. 8 & 18) | Defect to vote For by end of interview/survey | Vote Against in both ballot simulations (Qs. 8 & 18) | Other | |
| | | Col % | Col % | Col % | Col % | Col % | Col % | Col % | Col % | Col % | Col % | Col % |
| Q. 6. Thinking more about mental health, which of the following would you say is the most common problem in the local community? | Alcohol abuse | 4.7% | 4.5% | 6.8% | 5.3% | 2.5% | 6.2% | 4.9% | 8.3% | 2.8% | 5.3% | 5.0% |
| | Homelessness | 5.2% | .0% | 4.8% | 5.3% | .0% | 2.8% | 4.9% | 7.8% | .0% | 2.4% | 4.3% |
| | Illegal drugs | 22.2% | 45.0% | 17.1% | 21.7% | 46.5% | 21.0% | 21.9% | 20.5% | 52.6% | 18.2% | 25.1% |
| | Untreated mental health problems | 31.1% | 17.2% | 17.4% | 29.6% | 14.5% | 22.6% | 31.8% | 13.7% | 14.0% | 22.0% | 26.8% |
| | Child abuse | .9% | 2.6% | 5.5% | .7% | 5.1% | 5.6% | .5% | 2.8% | 3.4% | 7.2% | 1.8% |
| | Elderly neglect | 3.4% | 5.3% | 5.5% | 3.4% | 4.8% | 8.2% | 3.6% | 2.0% | 5.4% | 7.1% | 4.1% |
| | All/combination | 22.7% | 9.2% | 10.0% | 22.1% | 9.2% | 5.1% | 22.5% | 19.2% | 5.3% | 9.6% | 18.6% |
| | Other | .0% | .0% | 2.1% | .4% | .0% | .0% | .0% | 3.4% | .0% | .0% | .3% |
| DK/NA | 9.9% | 16.1% | 30.7% | 11.5% | 17.5% | 28.5% | 10.0% | 22.3% | 16.4% | 28.1% | 14.1% | |
| Table Total | | 100.0% | 100.0% | 100.0% | 100.0% | 100.0% | 100.0% | 100.0% | 100.0% | 100.0% | 100.0% | 100.0% |

| | | AGE GROUP: | | | | RACE: (consolidated) | | | | | Table Total |
|--|----------------------------------|------------|----------|--------------|--------|----------------------|-----------------|--------|--------|--------|-------------|
| | | 18 to 44 | 45 to 64 | 65 and older | DK/NA | African-American | Hispanic/Latino | White | Other | DK/NA | |
| | | Col % | Col % | Col % | Col % | Col % | Col % | Col % | Col % | Col % | Col % |
| Q. 6. Thinking more about mental health, which of the following would you say is the most common problem in the local community? | Alcohol abuse | 8.9% | 3.8% | 1.4% | .0% | 7.1% | 4.5% | 5.1% | .0% | 5.5% | 5.0% |
| | Homelessness | 5.3% | 2.5% | 5.4% | .0% | 4.1% | 6.2% | 4.2% | 8.5% | .0% | 4.3% |
| | Illegal drugs | 20.3% | 25.9% | 28.3% | 56.4% | 13.9% | 25.2% | 25.6% | 27.2% | 25.4% | 25.1% |
| | Untreated mental health problems | 30.8% | 30.1% | 19.2% | .0% | 48.8% | 29.8% | 26.3% | 23.4% | 14.1% | 26.8% |
| | Child abuse | 2.4% | 1.4% | 1.9% | .0% | .0% | 4.9% | 1.9% | .0% | .0% | 1.8% |
| | Elderly neglect | 4.5% | 3.9% | 2.0% | 26.3% | .0% | .0% | 4.2% | 8.9% | 7.8% | 4.1% |
| | All/combination | 21.8% | 12.8% | 22.4% | .0% | 22.2% | 21.2% | 18.4% | .0% | 25.7% | 18.6% |
| | Other | .0% | 1.0% | .0% | .0% | .0% | .0% | .4% | .0% | .0% | .3% |
| DK/NA | 6.1% | 18.6% | 19.4% | 17.3% | 3.9% | 8.1% | 13.7% | 32.0% | 21.5% | 14.1% | |
| Table Total | | 100.0% | 100.0% | 100.0% | 100.0% | 100.0% | 100.0% | 100.0% | 100.0% | 100.0% | 100.0% |

| | | HOMEOWNERSHIP STATUS: | | | | BACHELOR'S DEGREE: | | | GENDER: | | Table Total |
|--|----------------------------------|-----------------------|--------|--------|--------|--------------------|--------|--------|---------|--------|-------------|
| | | Own | Rent | Other | DK/NA | Yes | No | DK/NA | Men | Women | |
| | | Col % | Col % | Col % | Col % | Col % | Col % | Col % | Col % | Col % | Col % |
| Q. 6. Thinking more about mental health, which of the following would you say is the most common problem in the local community? | Alcohol abuse | 3.9% | 10.4% | 7.5% | .0% | 5.1% | 4.8% | 6.0% | 6.4% | 3.7% | 5.0% |
| | Homelessness | 4.8% | 5.3% | .0% | .0% | 4.1% | 4.8% | .0% | 3.6% | 4.9% | 4.3% |
| | Illegal drugs | 24.3% | 25.9% | 6.4% | 45.5% | 25.7% | 23.1% | 40.5% | 28.9% | 21.5% | 25.1% |
| | Untreated mental health problems | 26.3% | 25.0% | 53.6% | 15.6% | 32.6% | 24.8% | 16.4% | 23.3% | 29.9% | 26.8% |
| | Child abuse | 1.4% | 4.7% | .0% | .0% | 1.1% | 2.4% | .0% | 2.1% | 1.6% | 1.8% |
| | Elderly neglect | 4.5% | 3.0% | .0% | 4.9% | 4.7% | 3.6% | 5.2% | 4.8% | 3.4% | 4.1% |
| | All/combination | 19.8% | 19.0% | 5.9% | 14.5% | 15.4% | 20.9% | 12.1% | 14.9% | 22.0% | 18.6% |
| | Other | .0% | .0% | .0% | 4.8% | .0% | .5% | .0% | .7% | .0% | .3% |
| DK/NA | 15.0% | 6.5% | 26.7% | 14.6% | 11.2% | 14.9% | 19.8% | 15.4% | 12.9% | 14.1% | |
| Table Total | | 100.0% | 100.0% | 100.0% | 100.0% | 100.0% | 100.0% | 100.0% | 100.0% | 100.0% | 100.0% |

| | | AREA: | | | | PARTISAN REGISTRATION: | | | HIGHEST PROPENSITY VOTERS: | Table Total |
|--|----------------------------------|----------------|----------------|---------------------------|----------------------|------------------------|------------|--------------|--|-------------|
| | | City of Elyria | City of Lorain | All other cities combined | Unincorporated areas | Democrat | Republican | Unaffiliated | Voted in, at least, 2 of the last 3 even-year November elections | |
| | | Col % | Col % | Col % | Col % | Col % | Col % | Col % | Col % | Col % |
| Q. 6. Thinking more about mental health, which of the following would you say is the most common problem in the local community? | Alcohol abuse | 2.2% | 7.1% | 6.2% | 3.0% | 4.7% | 1.7% | 6.3% | 2.9% | 5.0% |
| | Homelessness | 7.4% | 5.4% | 4.0% | 1.4% | 5.8% | .0% | 5.2% | 3.7% | 4.3% |
| | Illegal drugs | 26.6% | 21.4% | 20.2% | 36.0% | 23.7% | 43.6% | 19.1% | 28.5% | 25.1% |
| | Untreated mental health problems | 31.3% | 25.3% | 30.5% | 18.0% | 28.5% | 20.4% | 28.3% | 28.1% | 26.8% |
| | Child abuse | 1.8% | 2.1% | 1.0% | 3.1% | .0% | 4.1% | 1.8% | 2.5% | 1.8% |
| | Elderly neglect | 2.3% | 5.7% | 6.2% | .0% | 5.4% | 1.8% | 4.3% | 4.8% | 4.1% |
| | All/combination | 21.2% | 22.7% | 15.0% | 19.3% | 17.3% | 9.7% | 22.2% | 13.7% | 18.6% |
| | Other | 2.0% | .0% | .0% | .0% | 1.5% | .0% | .0% | .5% | .3% |
| DK/NA | 5.2% | 10.2% | 16.8% | 19.2% | 13.0% | 18.7% | 12.9% | 15.3% | 14.1% | |
| Table Total | | 100.0% | 100.0% | 100.0% | 100.0% | 100.0% | 100.0% | 100.0% | 100.0% | 100.0% |

| | | Q. 3. How often do you use social media, such as Facebook, Twitter X or Instagram? | | | | SPLIT SAMPLE: Q. 4A. Including the online version that is available over the Internet, how often would you say that you read The Chronicle Telegram newspaper? | | | | SPLIT SAMPLE: Q. 4B. Including the online version that is available over the Internet, how often would you say that you read The Morning Journal newspaper? | | | Table Total |
|--|-----------------------|--|--------------|------------|--------|--|--------------|------------|--------|---|--------------|------------|-------------|
| | | Frequently | Occasionally | Not at all | DK/NA | Frequently | Occasionally | Not at all | DK/NA | Frequently | Occasionally | Not at all | |
| | | Col % | Col % | Col % | Col % | Col % | Col % | Col % | Col % | Col % | Col % | Col % | Col % |
| Q. 7. How much of a problem would you say that fentanyl and opioid addiction is in your community? | Very big problem | 43.6% | 38.5% | 35.0% | 100.0% | 37.4% | 37.3% | 43.4% | 46.5% | 90.9% | 55.5% | 34.3% | 40.6% |
| | Somewhat of a problem | 30.1% | 31.0% | 25.9% | .0% | 33.6% | 36.3% | 25.2% | 53.5% | 9.1% | 29.3% | 29.0% | 29.3% |
| | Not a problem | 9.3% | 9.6% | 16.1% | .0% | 13.0% | 5.0% | 7.7% | .0% | .0% | 2.7% | 17.9% | 10.8% |
| | DK/NA | 16.9% | 20.9% | 22.9% | .0% | 15.9% | 21.5% | 23.7% | .0% | .0% | 12.5% | 18.7% | 19.2% |
| Table Total | | 100.0% | 100.0% | 100.0% | 100.0% | 100.0% | 100.0% | 100.0% | 100.0% | 100.0% | 100.0% | 100.0% | 100.0% |

| | | Q. 8. Now, if the election were held today, and you were voting, would you vote for or against the renewal levy for the Mental Health, Addiction and Recovery Services Board of Lorain County? | | | Q. 18. Sometimes people change their minds after they hear more information, so let me ask you again, if the election were held today, and you were voting, would you vote for or against the renewal levy for the Mental Health, Addiction and Recovery... | | | OPINION DYNAMICS: | | | | Table Total |
|--|-----------------------|--|---------|--------|---|---------|--------|--|---|--|--------|-------------|
| | | For | Against | DK/NA | For | Against | DK/NA | Vote For in both ballot simulations (Qs. 8 & 18) | Defect to vote For by end of interview/survey | Vote Against in both ballot simulations (Qs. 8 & 18) | Other | |
| | | Col % | Col % | Col % | Col % | Col % | Col % | Col % | Col % | Col % | Col % | Col % |
| Q. 7. How much of a problem would you say that fentanyl and opioid addiction is in your community? | Very big problem | 40.9% | 44.1% | 35.8% | 39.9% | 43.9% | 42.0% | 39.8% | 40.4% | 39.8% | 46.4% | 40.6% |
| | Somewhat of a problem | 31.2% | 26.4% | 23.9% | 31.5% | 24.8% | 19.8% | 32.3% | 25.4% | 28.1% | 17.1% | 29.3% |
| | Not a problem | 9.0% | 18.7% | 10.7% | 9.4% | 20.5% | 8.1% | 9.3% | 10.1% | 19.8% | 10.4% | 10.8% |
| | DK/NA | 18.8% | 10.9% | 29.7% | 19.2% | 10.9% | 30.1% | 18.5% | 24.1% | 12.3% | 26.0% | 19.2% |
| Table Total | | 100.0% | 100.0% | 100.0% | 100.0% | 100.0% | 100.0% | 100.0% | 100.0% | 100.0% | 100.0% | 100.0% |

| | | AGE GROUP: | | | | RACE: (consolidated) | | | | | Table Total |
|--|-----------------------|------------|----------|--------------|--------|----------------------|-----------------|--------|--------|--------|-------------|
| | | 18 to 44 | 45 to 64 | 65 and older | DK/NA | African-American | Hispanic/Latino | White | Other | DK/NA | |
| | | Col % | Col % | Col % | Col % | Col % | Col % | Col % | Col % | Col % | Col % |
| Q. 7. How much of a problem would you say that fentanyl and opioid addiction is in your community? | Very big problem | 44.7% | 35.5% | 41.5% | 35.4% | 30.2% | 49.4% | 40.8% | 43.8% | 33.4% | 40.6% |
| | Somewhat of a problem | 33.2% | 24.5% | 30.3% | 22.9% | 38.1% | 21.9% | 30.6% | 14.0% | 28.5% | 29.3% |
| | Not a problem | 10.9% | 13.2% | 6.7% | 26.3% | 24.6% | 11.1% | 9.8% | 11.8% | 11.3% | 10.8% |
| | DK/NA | 11.2% | 26.8% | 21.4% | 15.4% | 7.1% | 17.7% | 18.8% | 30.4% | 26.8% | 19.2% |
| Table Total | | 100.0% | 100.0% | 100.0% | 100.0% | 100.0% | 100.0% | 100.0% | 100.0% | 100.0% | 100.0% |

| | | HOMEOWNERSHIP STATUS: | | | | BACHELOR'S DEGREE: | | | GENDER: | | Table Total |
|--|-----------------------|-----------------------|--------|--------|--------|--------------------|--------|--------|---------|--------|-------------|
| | | Own | Rent | Other | DK/NA | Yes | No | DK/NA | Men | Women | |
| | | Col % | Col % | Col % | Col % | Col % | Col % | Col % | Col % | Col % | Col % |
| Q. 7. How much of a problem would you say that fentanyl and opioid addiction is in your community? | Very big problem | 38.5% | 48.9% | 33.4% | 46.7% | 37.8% | 42.1% | 40.4% | 37.7% | 43.3% | 40.6% |
| | Somewhat of a problem | 31.6% | 25.7% | 30.1% | 14.6% | 36.4% | 26.3% | 23.8% | 29.8% | 28.9% | 29.3% |
| | Not a problem | 10.3% | 9.4% | 21.8% | 12.0% | 8.4% | 11.2% | 19.2% | 14.9% | 7.0% | 10.8% |
| | DK/NA | 19.6% | 16.0% | 14.6% | 26.7% | 17.4% | 20.4% | 16.5% | 17.6% | 20.7% | 19.2% |
| Table Total | | 100.0% | 100.0% | 100.0% | 100.0% | 100.0% | 100.0% | 100.0% | 100.0% | 100.0% | 100.0% |

| | | AREA: | | | | PARTISAN REGISTRATION: | | | HIGHEST PROPENSITY VOTERS: | Table Total |
|--|-----------------------|----------------|----------------|---------------------------|----------------------|------------------------|------------|--------------|--|-------------|
| | | City of Elyria | City of Lorain | All other cities combined | Unincorporated areas | Democrat | Republican | Unaffiliated | Voted in, at least, 2 of the last 3 even-year November elections | |
| | | Col % | Col % | Col % | Col % | Col % | Col % | Col % | Col % | Col % |
| Q. 7. How much of a problem would you say that fentanyl and opioid addiction is in your community? | Very big problem | 43.2% | 59.6% | 29.3% | 41.6% | 36.7% | 39.9% | 42.4% | 42.2% | 40.6% |
| | Somewhat of a problem | 33.4% | 23.3% | 32.7% | 25.9% | 32.0% | 29.7% | 28.2% | 27.5% | 29.3% |
| | Not a problem | 2.4% | 5.7% | 15.7% | 12.9% | 7.0% | 8.8% | 13.0% | 10.4% | 10.8% |
| | DK/NA | 20.9% | 11.3% | 22.3% | 19.6% | 24.3% | 21.5% | 16.4% | 19.9% | 19.2% |
| Table Total | | 100.0% | 100.0% | 100.0% | 100.0% | 100.0% | 100.0% | 100.0% | 100.0% | 100.0% |

| | | Q. 3. How often do you use social media, such as Facebook, Twitter X or Instagram? | | | | SPLIT SAMPLE: Q. 4A. Including the online version that is available over the Internet, how often would you say that you read The Chronicle Telegram newspaper? | | | | SPLIT SAMPLE: Q. 4B. Including the online version that is available over the Internet, how often would you say that you read The Morning Journal newspaper? | | | Table Total |
|--|---------|--|--------------|------------|--------|--|--------------|------------|--------|---|--------------|------------|-------------|
| | | Frequently | Occasionally | Not at all | DK/NA | Frequently | Occasionally | Not at all | DK/NA | Frequently | Occasionally | Not at all | |
| | | Col % | Col % | Col % | Col % | Col % | Col % | Col % | Col % | Col % | Col % | Col % | Col % |
| Q. 8. Now, if the election were held today, and you were voting, would you vote for or against the renewal levy for the Mental Health, Addiction and Recovery Services Board of Lorain County? | For | 77.1% | 61.7% | 58.2% | .0% | 78.8% | 70.3% | 59.4% | .0% | 71.9% | 89.5% | 68.7% | 68.8% |
| | Against | 11.0% | 17.1% | 27.3% | .0% | 12.3% | 13.3% | 21.4% | .0% | 15.5% | 8.3% | 16.4% | 16.0% |
| | DK/NA | 12.0% | 21.2% | 14.5% | 100.0% | 9.0% | 16.4% | 19.1% | 100.0% | 12.7% | 2.2% | 14.9% | 15.2% |
| Table Total | | 100.0% | 100.0% | 100.0% | 100.0% | 100.0% | 100.0% | 100.0% | 100.0% | 100.0% | 100.0% | 100.0% | 100.0% |

| | | Q. 8. Now, if the election were held today, and you were voting, would you vote for or against the renewal levy for the Mental Health, Addiction and Recovery Services Board of Lorain County? | | | Q. 18. Sometimes people change their minds after they hear more information, so let me ask you again, if the election were held today, and you were voting, would you vote for or against the renewal levy for the Mental Health, Addiction and Recovery... | | | OPINION DYNAMICS: | | | | Table Total |
|--|---------|--|---------|--------|---|---------|--------|--|---|--|--------|-------------|
| | | For | Against | DK/NA | For | Against | DK/NA | Vote For in both ballot simulations (Qs. 8 & 18) | Defect to vote For by end of interview/survey | Vote Against in both ballot simulations (Qs. 8 & 18) | Other | |
| | | Col % | Col % | Col % | Col % | Col % | Col % | Col % | Col % | Col % | Col % | Col % |
| Q. 8. Now, if the election were held today, and you were voting, would you vote for or against the renewal levy for the Mental Health, Addiction and Recovery Services Board of Lorain County? | For | 100.0% | .0% | .0% | 87.6% | 6.5% | 13.7% | 100.0% | .0% | .0% | 19.4% | 68.8% |
| | Against | .0% | 100.0% | .0% | 2.9% | 88.3% | 15.6% | .0% | 23.3% | 100.0% | 13.4% | 16.0% |
| | DK/NA | .0% | .0% | 100.0% | 9.5% | 5.1% | 70.8% | .0% | 76.7% | .0% | 67.1% | 15.2% |
| Table Total | | 100.0% | 100.0% | 100.0% | 100.0% | 100.0% | 100.0% | 100.0% | 100.0% | 100.0% | 100.0% | 100.0% |

| | | AGE GROUP: | | | | RACE: (consolidated) | | | | | Table Total |
|--|---------|------------|----------|--------------|--------|----------------------|-----------------|--------|--------|--------|-------------|
| | | 18 to 44 | 45 to 64 | 65 and older | DK/NA | African-American | Hispanic/Latino | White | Other | DK/NA | |
| | | Col % | Col % | Col % | Col % | Col % | Col % | Col % | Col % | Col % | Col % |
| Q. 8. Now, if the election were held today, and you were voting, would you vote for or against the renewal levy for the Mental Health, Addiction and Recovery Services Board of Lorain County? | For | 73.3% | 66.2% | 69.1% | 21.1% | 85.5% | 74.2% | 71.9% | 43.0% | 31.2% | 68.8% |
| | Against | 12.1% | 19.6% | 15.0% | 45.5% | 7.8% | 5.0% | 15.5% | 26.8% | 35.6% | 16.0% |
| | DK/NA | 14.6% | 14.1% | 15.9% | 33.3% | 6.7% | 20.9% | 12.6% | 30.2% | 33.2% | 15.2% |
| Table Total | | 100.0% | 100.0% | 100.0% | 100.0% | 100.0% | 100.0% | 100.0% | 100.0% | 100.0% | 100.0% |

| | | HOMEOWNERSHIP STATUS: | | | | BACHELOR'S DEGREE: | | | GENDER: | | Table Total |
|--|---------|-----------------------|--------|--------|--------|--------------------|--------|--------|---------|--------|-------------|
| | | Own | Rent | Other | DK/NA | Yes | No | DK/NA | Men | Women | |
| | | Col % | Col % | Col % | Col % | Col % | Col % | Col % | Col % | Col % | Col % |
| Q. 8. Now, if the election were held today, and you were voting, would you vote for or against the renewal levy for the Mental Health, Addiction and Recovery Services Board of Lorain County? | For | 67.8% | 82.7% | 72.2% | 38.3% | 76.9% | 69.2% | 24.1% | 60.2% | 76.7% | 68.8% |
| | Against | 17.2% | 7.9% | 5.4% | 34.0% | 11.6% | 15.5% | 43.8% | 25.6% | 7.2% | 16.0% |
| | DK/NA | 15.0% | 9.3% | 22.4% | 27.7% | 11.6% | 15.3% | 32.1% | 14.2% | 16.1% | 15.2% |
| Table Total | | 100.0% | 100.0% | 100.0% | 100.0% | 100.0% | 100.0% | 100.0% | 100.0% | 100.0% | 100.0% |

| | | AREA: | | | | PARTISAN REGISTRATION: | | | HIGHEST PROPENSITY VOTERS: | Table Total |
|--|---------|----------------|----------------|---------------------------|----------------------|------------------------|------------|--------------|--|-------------|
| | | City of Elyria | City of Lorain | All other cities combined | Unincorporated areas | Democrat | Republican | Unaffiliated | Voted in, at least, 2 of the last 3 even-year November elections | |
| | | Col % | Col % | Col % | Col % | Col % | Col % | Col % | Col % | Col % |
| Q. 8. Now, if the election were held today, and you were voting, would you vote for or against the renewal levy for the Mental Health, Addiction and Recovery Services Board of Lorain County? | For | 76.0% | 74.4% | 70.2% | 55.7% | 78.9% | 55.0% | 69.7% | 68.2% | 68.8% |
| | Against | 12.3% | 10.0% | 15.0% | 26.2% | 8.4% | 28.3% | 14.7% | 19.3% | 16.0% |
| | DK/NA | 11.7% | 15.6% | 14.8% | 18.2% | 12.7% | 16.7% | 15.7% | 12.5% | 15.2% |
| Table Total | | 100.0% | 100.0% | 100.0% | 100.0% | 100.0% | 100.0% | 100.0% | 100.0% | 100.0% |

| | | Q. 8. Now, if the election were held today, and you were voting, would you vote for or against the renewal levy for the Mental Health, Addiction and Recovery Services Board of Lorain County? | | | Q. 18. Sometimes people change their minds after they hear more information, so let me ask you again, if the election were held today, and you were voting, would you vote for or against the renewal levy for the Mental Health, Addiction and Recovery... | | | OPINION DYNAMICS: | | | | Table Total |
|--|--|--|---------|--------|---|---------|--------|---|---|---|--------|-------------|
| | | For | Against | DK/NA | For | Against | DK/NA | Vote For in both ballot simulations (Qs. 8 &18) | Defect to vote For by end of interview/survey | Vote Against in both ballot simulations (Qs. 8 &18) | Other | |
| | | Col % | Col % | Col % | Col % | Col % | Col % | Col % | Col % | Col % | Col % | Col % |
| Q. 9. In a few words, what is the biggest reason that you would vote against it? | Taxes are too high/do not want taxes to increase | .0% | 20.7% | .0% | 18.9% | 20.8% | 22.0% | .0% | 18.9% | 20.8% | 22.0% | 20.7% |
| | Cannot afford it/personal financial circumstances | .0% | 18.6% | .0% | 14.1% | 17.6% | 32.7% | .0% | 14.1% | 17.6% | 32.7% | 18.6% |
| | Not needed/will not help/not effective | .0% | 18.9% | .0% | 8.7% | 21.2% | 15.9% | .0% | 8.7% | 21.2% | 15.9% | 18.9% |
| | Money will not be spent properly | .0% | 10.3% | .0% | .0% | 13.5% | .0% | .0% | .0% | 13.5% | .0% | 10.3% |
| | Taxpayers should not have to pay for recovery/addiction services | .0% | 6.7% | .0% | .0% | 8.7% | .0% | .0% | .0% | 8.7% | .0% | 6.7% |
| | Need more information/do not know enough about it | .0% | 4.5% | .0% | 17.4% | .0% | 20.9% | .0% | 17.4% | .0% | 20.9% | 4.5% |
| | Other | .0% | 9.0% | .0% | 23.4% | 6.5% | 8.5% | .0% | 23.4% | 6.5% | 8.5% | 9.0% |
| | DK/NA | .0% | 11.4% | .0% | 17.4% | 11.8% | .0% | .0% | 17.4% | 11.8% | .0% | 11.4% |
| Table Total | | 100.0% | 100.0% | 100.0% | 100.0% | 100.0% | 100.0% | 100.0% | 100.0% | 100.0% | 100.0% | 100.0% |

| | | AGE GROUP: | | | | RACE: (consolidated) | | | | | Table Total |
|--|--|------------|----------|--------------|--------|----------------------|-----------------|--------|--------|--------|-------------|
| | | 18 to 44 | 45 to 64 | 65 and older | DK/NA | African-American | Hispanic/Latino | White | Other | DK/NA | |
| | | Col % | Col % | Col % | Col % | Col % | Col % | Col % | Col % | Col % | Col % |
| Q. 9. In a few words, what is the biggest reason that you would vote against it? | Taxes are too high/do not want taxes to increase | 23.0% | 22.5% | 9.9% | 43.6% | .0% | .0% | 21.1% | 14.7% | 27.9% | 20.7% |
| | Cannot afford it/personal financial circumstances | 9.9% | 16.5% | 30.7% | 22.5% | .0% | .0% | 18.7% | 35.0% | 16.9% | 18.6% |
| | Not needed/will not help/not effective | 23.1% | 13.9% | 18.8% | 33.8% | .0% | 49.0% | 18.4% | .0% | 27.9% | 18.9% |
| | Money will not be spent properly | 5.6% | 11.0% | 16.8% | .0% | .0% | 51.0% | 7.3% | 28.9% | 10.3% | 10.3% |
| | Taxpayers should not have to pay for recovery/addiction services | 4.3% | 6.9% | 10.3% | .0% | .0% | .0% | 7.1% | 21.4% | .0% | 6.7% |
| | Need more information/do not know enough about it | 8.3% | 5.2% | .0% | .0% | 100.0% | .0% | 2.9% | .0% | .0% | 4.5% |
| | Other | 9.0% | 7.4% | 13.5% | .0% | .0% | .0% | 10.4% | .0% | 9.3% | 9.0% |
| | DK/NA | 16.7% | 16.6% | .0% | .0% | .0% | .0% | 14.1% | .0% | 7.7% | 11.4% |
| Table Total | | 100.0% | 100.0% | 100.0% | 100.0% | 100.0% | 100.0% | 100.0% | 100.0% | 100.0% | 100.0% |

| | | HOMEOWNERSHIP STATUS: | | | | BACHELOR'S DEGREE: | | | GENDER: | | Table Total |
|--|--|-----------------------|--------|--------|--------|--------------------|--------|--------|---------|--------|-------------|
| | | Own | Rent | Other | DK/NA | Yes | No | DK/NA | Men | Women | |
| | | Col % | Col % | Col % | Col % | Col % | Col % | Col % | Col % | Col % | Col % |
| Q. 9. In a few words, what is the biggest reason that you would vote against it? | Taxes are too high/do not want taxes to increase | 22.1% | .0% | .0% | 28.4% | 9.0% | 26.1% | 17.4% | 22.4% | 14.9% | 20.7% |
| | Cannot afford it/personal financial circumstances | 20.7% | .0% | 100.0% | 8.9% | 24.2% | 19.7% | 7.4% | 11.9% | 40.6% | 18.6% |
| | Not needed/will not help/not effective | 22.6% | .0% | .0% | 13.9% | 21.7% | 13.2% | 35.1% | 15.5% | 30.4% | 18.9% |
| | Money will not be spent properly | 8.3% | .0% | .0% | 28.3% | 21.3% | 2.3% | 23.3% | 13.4% | .0% | 10.3% |
| | Taxpayers should not have to pay for recovery/addiction services | 6.9% | .0% | .0% | 10.4% | 11.0% | 4.4% | 8.6% | 8.7% | .0% | 6.7% |
| | Need more information/do not know enough about it | 2.8% | 26.9% | .0% | .0% | .0% | 7.5% | .0% | 5.8% | .0% | 4.5% |
| | Other | 10.0% | .0% | .0% | 10.1% | 7.7% | 9.7% | 8.3% | 9.0% | 9.0% | 9.0% |
| | DK/NA | 6.6% | 73.1% | .0% | .0% | 5.2% | 17.1% | .0% | 13.3% | 5.1% | 11.4% |
| Table Total | | 100.0% | 100.0% | 100.0% | 100.0% | 100.0% | 100.0% | 100.0% | 100.0% | 100.0% | 100.0% |

| | | AREA: | | | | PARTISAN REGISTRATION: | | | HIGHEST PROPENSITY VOTERS: | Table Total |
|--|--|----------------|----------------|---------------------------|----------------------|------------------------|------------|--------------|--|-------------|
| | | City of Elyria | City of Lorain | All other cities combined | Unincorporated areas | Democrat | Republican | Unaffiliated | Voted in, at least, 2 of the last 3 even-year November elections | |
| | | Col % | Col % | Col % | Col % | Col % | Col % | Col % | Col % | Col % |
| Q. 9. In a few words, what is the biggest reason that you would vote against it? | Taxes are too high/do not want taxes to increase | 22.9% | 8.0% | 13.9% | 31.3% | 22.2% | 38.7% | 8.1% | 27.4% | 20.7% |
| | Cannot afford it/personal financial circumstances | .0% | 13.8% | 20.1% | 25.2% | 29.5% | 14.6% | 18.9% | 20.0% | 18.6% |
| | Not needed/will not help/not effective | 45.0% | 35.0% | 18.9% | 4.3% | 26.2% | 6.3% | 25.9% | 13.6% | 18.9% |
| | Money will not be spent properly | 16.1% | 15.5% | 4.2% | 12.8% | .0% | 9.2% | 13.3% | 11.8% | 10.3% |
| | Taxpayers should not have to pay for recovery/addiction services | .0% | .0% | 6.8% | 11.2% | .0% | 15.1% | 2.4% | 8.8% | 6.7% |
| | Need more information/do not know enough about it | .0% | .0% | 6.3% | 5.7% | .0% | .0% | 8.5% | 5.9% | 4.5% |
| | Other | 16.1% | 11.1% | 5.4% | 9.5% | 22.2% | 12.3% | 3.8% | 8.0% | 9.0% |
| | DK/NA | .0% | 16.7% | 24.5% | .0% | .0% | 3.9% | 19.0% | 4.4% | 11.4% |
| Table Total | | 100.0% | 100.0% | 100.0% | 100.0% | 100.0% | 100.0% | 100.0% | 100.0% | 100.0% |

| | | Q. 8. Now, if the election were held today, and you were voting, would you vote for or against the renewal levy for the Mental Health, Addiction and Recovery Services Board of Lorain County? | | | Q. 18. Sometimes people change their minds after they hear more information, so let me ask you again, if the election were held today, and you were voting, would you vote for or against the renewal levy for the Mental Health, Addiction and Recovery... | | | OPINION DYNAMICS: | | | | Table Total |
|---|---------------------|--|---------|--------|---|---------|--------|--|---|--|--------|-------------|
| | | For | Against | DK/NA | For | Against | DK/NA | Vote For in both ballot simulations (Qs. 8 & 18) | Defect to vote For by end of interview/survey | Vote Against in both ballot simulations (Qs. 8 & 18) | Other | Col % |
| | | Col % | Col % | Col % | Col % | Col % | Col % | | | | | |
| Q. 10. Since it is a renewal, it will not raise property taxes? | More likely | 83.7% | 31.1% | 66.3% | 84.9% | 15.5% | 58.9% | 84.9% | 84.8% | 15.9% | 52.6% | 72.6% |
| | Less likely | .9% | 19.5% | 5.3% | .9% | 24.7% | 4.1% | .6% | 3.3% | 25.5% | 6.0% | 4.5% |
| | Makes no difference | 14.0% | 45.3% | 18.0% | 13.5% | 52.1% | 21.7% | 13.7% | 11.9% | 53.3% | 24.6% | 19.7% |
| | DK/NA | 1.4% | 4.0% | 10.4% | .7% | 7.7% | 15.3% | .8% | .0% | 5.3% | 16.7% | 3.2% |
| Table Total | | 100.0% | 100.0% | 100.0% | 100.0% | 100.0% | 100.0% | 100.0% | 100.0% | 100.0% | 100.0% | 100.0% |

| | | AGE GROUP: | | | | RACE: (consolidated) | | | | | Table Total |
|---|---------------------|------------|----------|--------------|--------|----------------------|-----------------|--------|--------|--------|-------------|
| | | 18 to 44 | 45 to 64 | 65 and older | DK/NA | African-American | Hispanic/Latino | White | Other | DK/NA | Col % |
| | | Col % | Col % | Col % | Col % | Col % | Col % | Col % | Col % | Col % | Col % |
| Q. 10. Since it is a renewal, it will not raise property taxes? | More likely | 73.8% | 69.5% | 78.5% | 21.1% | 92.9% | 80.2% | 73.7% | 54.3% | 48.3% | 72.6% |
| | Less likely | .8% | 7.0% | 5.4% | 23.3% | .0% | .0% | 5.4% | 3.9% | 4.6% | 4.5% |
| | Makes no difference | 23.4% | 20.6% | 13.2% | 22.2% | .0% | 15.6% | 19.7% | 27.4% | 33.5% | 19.7% |
| | DK/NA | 2.1% | 2.8% | 2.9% | 33.3% | 7.1% | 4.2% | 1.2% | 14.3% | 13.7% | 3.2% |
| Table Total | | 100.0% | 100.0% | 100.0% | 100.0% | 100.0% | 100.0% | 100.0% | 100.0% | 100.0% | 100.0% |

| | | HOMEOWNERSHIP STATUS: | | | | BACHELOR'S DEGREE: | | | GENDER: | | Table Total |
|---|---------------------|-----------------------|--------|--------|--------|--------------------|--------|--------|---------|--------|-------------|
| | | Own | Rent | Other | DK/NA | Yes | No | DK/NA | Men | Women | Col % |
| | | Col % | Col % | Col % | Col % | Col % | Col % | Col % | Col % | Col % | Col % |
| Q. 10. Since it is a renewal, it will not raise property taxes? | More likely | 76.3% | 71.4% | 63.1% | 44.6% | 72.6% | 76.9% | 31.5% | 65.5% | 79.2% | 72.6% |
| | Less likely | 4.2% | 3.4% | 4.0% | 11.6% | 3.2% | 4.7% | 9.5% | 6.8% | 2.5% | 4.5% |
| | Makes no difference | 18.2% | 23.2% | 26.0% | 20.7% | 22.6% | 16.6% | 34.4% | 24.9% | 14.8% | 19.7% |
| | DK/NA | 1.3% | 1.9% | 6.8% | 23.1% | 1.6% | 1.8% | 24.5% | 2.8% | 3.5% | 3.2% |
| Table Total | | 100.0% | 100.0% | 100.0% | 100.0% | 100.0% | 100.0% | 100.0% | 100.0% | 100.0% | 100.0% |

| | | AREA: | | | | PARTISAN REGISTRATION: | | | HIGHEST PROPENSITY VOTERS: | Table Total |
|---|---------------------|----------------|----------------|---------------------------|----------------------|------------------------|------------|--------------|--|-------------|
| | | City of Elyria | City of Lorain | All other cities combined | Unincorporated areas | Democrat | Republican | Unaffiliated | Voted in, at least, 2 of the last 3 even-year November elections | |
| | | Col % | Col % | Col % | Col % | Col % | Col % | Col % | Col % | Col % |
| Q. 10. Since it is a renewal, it will not raise property taxes? | More likely | 74.3% | 72.6% | 76.1% | 65.2% | 77.4% | 64.2% | 73.7% | 72.8% | 72.6% |
| | Less likely | 5.2% | 4.6% | 4.5% | 4.1% | 4.0% | 7.0% | 3.9% | 4.5% | 4.5% |
| | Makes no difference | 18.3% | 17.8% | 18.2% | 25.0% | 17.8% | 23.9% | 18.9% | 20.6% | 19.7% |
| | DK/NA | 2.3% | 5.0% | 1.2% | 5.6% | .8% | 4.9% | 3.5% | 2.2% | 3.2% |
| Table Total | | 100.0% | 100.0% | 100.0% | 100.0% | 100.0% | 100.0% | 100.0% | 100.0% | 100.0% |

| | | Q. 8. Now, if the election were held today, and you were voting, would you vote for or against the renewal levy for the Mental Health, Addiction and Recovery Services Board of Lorain County? | | | | | | Q. 18. Sometimes people change their minds after they hear more information, so let me ask you again, if the election were held today, and you were voting, would you vote for or against the renewal levy for the Mental Health, Addiction and Recovery... | | | | | | Table Total |
|--|---------------------|--|---------|--------|--------|---------|--------|---|---|--|--------|--------|--|-------------|
| | | | | | | | | OPINION DYNAMICS: | | | | | | |
| | | For | Against | DK/NA | For | Against | DK/NA | Vote For in both ballot simulations (Qs. 8 & 18) | Defect to vote For by end of interview/survey | Vote Against in both ballot simulations (Qs. 8 & 18) | Other | | | |
| Col % | Col % | Col % | Col % | Col % | Col % | Col % | Col % | Col % | Col % | Col % | Col % | | | |
| Q. 11. It provides drug and alcohol treatment for people with mental illness, who would go untreated without it? | More likely | 86.2% | 20.2% | 50.2% | 84.0% | 15.0% | 42.0% | 87.1% | 62.4% | 12.2% | 41.2% | 70.1% | | |
| | Less likely | 2.1% | 18.0% | .0% | 2.2% | 19.3% | .0% | 1.9% | 4.4% | 20.2% | 1.7% | 4.3% | | |
| | Makes no difference | 10.4% | 54.9% | 21.9% | 12.3% | 55.9% | 21.5% | 10.3% | 26.3% | 63.3% | 18.5% | 19.3% | | |
| | DK/NA | 1.3% | 6.8% | 27.9% | 1.5% | 9.7% | 36.5% | .8% | 6.9% | 4.3% | 38.5% | 6.3% | | |
| Table Total | | 100.0% | 100.0% | 100.0% | 100.0% | 100.0% | 100.0% | 100.0% | 100.0% | 100.0% | 100.0% | 100.0% | | |

| | | AGE GROUP: | | | | RACE: (consolidated) | | | | | Table Total |
|--|---------------------|------------|----------|--------------|--------|----------------------|-----------------|--------|--------|--------|-------------|
| | | 18 to 44 | 45 to 64 | 65 and older | DK/NA | African-American | Hispanic/Latino | White | Other | DK/NA | |
| | | Col % | Col % | Col % | Col % | Col % | Col % | Col % | Col % | Col % | Col % |
| Q. 11. It provides drug and alcohol treatment for people with mental illness, who would go untreated without it? | More likely | 74.9% | 64.9% | 74.3% | 10.1% | 89.4% | 77.5% | 72.5% | 55.7% | 30.3% | 70.1% |
| | Less likely | 3.0% | 5.4% | 4.7% | 7.9% | .0% | .0% | 4.9% | 9.7% | 3.4% | 4.3% |
| | Makes no difference | 18.1% | 23.4% | 15.0% | 33.2% | 7.8% | 18.2% | 18.3% | 26.0% | 35.6% | 19.3% |
| | DK/NA | 4.1% | 6.3% | 6.0% | 48.7% | 2.8% | 4.2% | 4.3% | 8.6% | 30.7% | 6.3% |
| Table Total | | 100.0% | 100.0% | 100.0% | 100.0% | 100.0% | 100.0% | 100.0% | 100.0% | 100.0% | 100.0% |

| | | HOMEOWNERSHIP STATUS: | | | | BACHELOR'S DEGREE: | | | GENDER: | | Table Total |
|--|---------------------|-----------------------|--------|--------|--------|--------------------|--------|--------|---------|--------|-------------|
| | | Own | Rent | Other | DK/NA | Yes | No | DK/NA | Men | Women | |
| | | Col % | Col % | Col % | Col % | Col % | Col % | Col % | Col % | Col % | Col % |
| Q. 11. It provides drug and alcohol treatment for people with mental illness, who would go untreated without it? | More likely | 69.7% | 84.2% | 75.3% | 33.2% | 77.0% | 72.3% | 14.0% | 63.0% | 76.7% | 70.1% |
| | Less likely | 4.8% | 1.7% | .0% | 9.5% | 1.1% | 5.2% | 12.0% | 4.4% | 4.3% | 4.3% |
| | Makes no difference | 21.7% | 12.3% | 10.0% | 20.1% | 18.1% | 18.5% | 33.1% | 25.8% | 13.3% | 19.3% |
| | DK/NA | 3.8% | 1.8% | 14.7% | 37.2% | 3.7% | 4.0% | 40.8% | 6.8% | 5.8% | 6.3% |
| Table Total | | 100.0% | 100.0% | 100.0% | 100.0% | 100.0% | 100.0% | 100.0% | 100.0% | 100.0% | 100.0% |

| | | AREA: | | | | PARTISAN REGISTRATION: | | | HIGHEST PROPENSITY VOTERS: | Table Total |
|--|---------------------|----------------|----------------|---------------------------|----------------------|------------------------|------------|--------------|--|-------------|
| | | City of Elyria | City of Lorain | All other cities combined | Unincorporated areas | Democrat | Republican | Unaffiliated | Voted in, at least, 2 of the last 3 even-year November elections | |
| | | Col % | Col % | Col % | Col % | Col % | Col % | Col % | Col % | Col % |
| Q. 11. It provides drug and alcohol treatment for people with mental illness, who would go untreated without it? | More likely | 72.8% | 74.4% | 71.5% | 61.7% | 78.9% | 56.3% | 71.6% | 68.0% | 70.1% |
| | Less likely | 4.9% | 3.0% | 2.9% | 7.8% | 3.2% | 7.4% | 3.7% | 4.0% | 4.3% |
| | Makes no difference | 17.2% | 17.8% | 20.4% | 20.1% | 14.9% | 28.2% | 17.8% | 22.6% | 19.3% |
| | DK/NA | 5.1% | 4.9% | 5.1% | 10.5% | 3.0% | 8.1% | 6.9% | 5.4% | 6.3% |
| Table Total | | 100.0% | 100.0% | 100.0% | 100.0% | 100.0% | 100.0% | 100.0% | 100.0% | 100.0% |

| | | Q. 8. Now, if the election were held today, and you were voting, would you vote for or against the renewal levy for the Mental Health, Addiction and Recovery Services Board of Lorain County? | | | Q. 18. Sometimes people change their minds after they hear more information, so let me ask you again, if the election were held today, and you were voting, would you vote for or against the renewal levy for the Mental Health, Addiction and Recovery... | | | OPINION DYNAMICS: | | | | Table Total |
|--|---------------------|--|---------|--------|---|---------|--------|--|---|--|--------|-------------|
| | | For | Against | DK/NA | For | Against | DK/NA | Vote For in both ballot simulations (Qs. 8 & 18) | Defect to vote For by end of interview/survey | Vote Against in both ballot simulations (Qs. 8 & 18) | Other | |
| | | Col % | Col % | Col % | Col % | Col % | Col % | Col % | Col % | Col % | Col % | Col % |
| Q. 12. The funds from the levy provide mental health services for children and families who cannot afford to pay for them? | More likely | 85.0% | 33.6% | 59.1% | 85.3% | 21.5% | 50.0% | 86.2% | 78.5% | 20.2% | 47.4% | 72.8% |
| | Less likely | 2.6% | 18.2% | 4.9% | 1.5% | 28.1% | 4.1% | 1.2% | 3.4% | 22.7% | 12.9% | 5.4% |
| | Makes no difference | 11.8% | 45.5% | 17.3% | 12.4% | 47.4% | 20.3% | 11.9% | 15.8% | 53.6% | 17.5% | 18.1% |
| | DK/NA | .6% | 2.7% | 18.7% | .8% | 3.1% | 25.7% | .6% | 2.2% | 3.5% | 22.2% | 3.7% |
| Table Total | | 100.0% | 100.0% | 100.0% | 100.0% | 100.0% | 100.0% | 100.0% | 100.0% | 100.0% | 100.0% | 100.0% |

| | | AGE GROUP: | | | | RACE: (consolidated) | | | | | Table Total |
|--|---------------------|------------|----------|--------------|--------|----------------------|-----------------|--------|--------|--------|-------------|
| | | 18 to 44 | 45 to 64 | 65 and older | DK/NA | African-American | Hispanic/Latino | White | Other | DK/NA | |
| | | Col % | Col % | Col % | Col % | Col % | Col % | Col % | Col % | Col % | Col % |
| Q. 12. The funds from the levy provide mental health services for children and families who cannot afford to pay for them? | More likely | 76.2% | 72.8% | 72.8% | 10.1% | 92.2% | 76.7% | 75.7% | 55.7% | 32.9% | 72.8% |
| | Less likely | 5.9% | 4.8% | 4.1% | 23.3% | .0% | .0% | 5.5% | 12.8% | 10.5% | 5.4% |
| | Makes no difference | 16.0% | 20.0% | 17.6% | 33.2% | 7.8% | 19.1% | 16.7% | 22.9% | 36.4% | 18.1% |
| | DK/NA | 1.9% | 2.4% | 5.6% | 33.3% | .0% | 4.2% | 2.1% | 8.6% | 20.1% | 3.7% |
| Table Total | | 100.0% | 100.0% | 100.0% | 100.0% | 100.0% | 100.0% | 100.0% | 100.0% | 100.0% | 100.0% |

| | | HOMEOWNERSHIP STATUS: | | | | BACHELOR'S DEGREE: | | | GENDER: | | Table Total |
|--|---------------------|-----------------------|--------|--------|--------|--------------------|--------|--------|---------|--------|-------------|
| | | Own | Rent | Other | DK/NA | Yes | No | DK/NA | Men | Women | |
| | | Col % | Col % | Col % | Col % | Col % | Col % | Col % | Col % | Col % | Col % |
| Q. 12. The funds from the levy provide mental health services for children and families who cannot afford to pay for them? | More likely | 74.2% | 82.6% | 71.3% | 33.2% | 74.5% | 77.4% | 19.9% | 65.4% | 79.6% | 72.8% |
| | Less likely | 4.0% | 5.3% | 7.9% | 18.1% | 3.8% | 4.9% | 18.0% | 7.9% | 3.1% | 5.4% |
| | Makes no difference | 19.4% | 10.8% | 14.0% | 27.2% | 19.4% | 15.2% | 39.3% | 23.9% | 12.7% | 18.1% |
| | DK/NA | 2.4% | 1.3% | 6.8% | 21.5% | 2.2% | 2.5% | 22.8% | 2.8% | 4.5% | 3.7% |
| Table Total | | 100.0% | 100.0% | 100.0% | 100.0% | 100.0% | 100.0% | 100.0% | 100.0% | 100.0% | 100.0% |

| | | AREA: | | | | PARTISAN REGISTRATION: | | | HIGHEST PROPENSITY VOTERS: | Table Total |
|--|---------------------|----------------|----------------|---------------------------|----------------------|------------------------|------------|--------------|--|-------------|
| | | City of Elyria | City of Lorain | All other cities combined | Unincorporated areas | Democrat | Republican | Unaffiliated | Voted in, at least, 2 of the last 3 even-year November elections | |
| | | Col % | Col % | Col % | Col % | Col % | Col % | Col % | Col % | Col % |
| Q. 12. The funds from the levy provide mental health services for children and families who cannot afford to pay for them? | More likely | 77.2% | 75.1% | 76.4% | 61.1% | 81.6% | 57.7% | 74.7% | 71.1% | 72.8% |
| | Less likely | 6.9% | 2.9% | 2.7% | 11.5% | 4.6% | 7.3% | 5.1% | 5.1% | 5.4% |
| | Makes no difference | 13.7% | 17.2% | 17.8% | 22.6% | 13.0% | 28.1% | 16.5% | 20.5% | 18.1% |
| | DK/NA | 2.3% | 4.9% | 3.1% | 4.8% | .8% | 6.9% | 3.7% | 3.4% | 3.7% |
| Table Total | | 100.0% | 100.0% | 100.0% | 100.0% | 100.0% | 100.0% | 100.0% | 100.0% | 100.0% |

| | | Q. 8. Now, if the election were held today, and you were voting, would you vote for or against the renewal levy for the Mental Health, Addiction and Recovery Services Board of Lorain County? | | | Q. 18. Sometimes people change their minds after they hear more information, so let me ask you again, if the election were held today, and you were voting, would you vote for or against the renewal levy for the Mental Health, Addiction and Recovery... | | | OPINION DYNAMICS: | | | | Table Total |
|---|---------------------|--|---------|--------|---|---------|--------|--|---|--|--------|-------------|
| | | For | Against | DK/NA | For | Against | DK/NA | Vote For in both ballot simulations (Qs. 8 & 18) | Defect to vote For by end of interview/survey | Vote Against in both ballot simulations (Qs. 8 & 18) | Other | |
| | | Col % | Col % | Col % | Col % | Col % | Col % | Col % | Col % | Col % | Col % | Col % |
| Q. 13. It ensures there is a safety net to provide drug treatment services for people without insurance who have nowhere else they can get the help to recover and overcome their addictions? | More likely | 82.5% | 18.9% | 45.0% | 81.3% | 7.5% | 38.4% | 83.6% | 64.8% | 6.0% | 35.7% | 66.6% |
| | Less likely | 2.3% | 23.4% | 4.2% | 2.3% | 27.7% | 3.2% | 1.6% | 7.7% | 27.3% | 6.9% | 5.9% |
| | Makes no difference | 13.3% | 52.5% | 24.0% | 14.4% | 57.6% | 22.3% | 13.8% | 19.1% | 61.8% | 22.8% | 21.2% |
| | DK/NA | 1.9% | 5.2% | 26.8% | 1.9% | 7.2% | 36.1% | 1.0% | 8.4% | 4.8% | 34.6% | 6.2% |
| Table Total | | 100.0% | 100.0% | 100.0% | 100.0% | 100.0% | 100.0% | 100.0% | 100.0% | 100.0% | 100.0% | 100.0% |

| | | AGE GROUP: | | | | RACE: (consolidated) | | | | | Table Total |
|---|---------------------|------------|----------|--------------|--------|----------------------|-----------------|--------|--------|--------|-------------|
| | | 18 to 44 | 45 to 64 | 65 and older | DK/NA | African-American | Hispanic/Latino | White | Other | DK/NA | |
| | | Col % | Col % | Col % | Col % | Col % | Col % | Col % | Col % | Col % | Col % |
| Q. 13. It ensures there is a safety net to provide drug treatment services for people without insurance who have nowhere else they can get the help to recover and overcome their addictions? | More likely | 69.6% | 64.3% | 69.5% | 10.1% | 92.2% | 72.7% | 69.0% | 41.9% | 30.3% | 66.6% |
| | Less likely | 4.4% | 6.6% | 5.2% | 34.3% | .0% | .0% | 6.2% | 12.8% | 11.3% | 5.9% |
| | Makes no difference | 23.3% | 21.9% | 17.6% | 22.2% | 7.8% | 23.7% | 20.3% | 30.9% | 32.3% | 21.2% |
| | DK/NA | 2.7% | 7.2% | 7.7% | 33.3% | .0% | 3.6% | 4.6% | 14.3% | 26.1% | 6.2% |
| Table Total | | 100.0% | 100.0% | 100.0% | 100.0% | 100.0% | 100.0% | 100.0% | 100.0% | 100.0% | 100.0% |

| | | HOMEOWNERSHIP STATUS: | | | | BACHELOR'S DEGREE: | | | GENDER: | | Table Total |
|---|---------------------|-----------------------|--------|--------|--------|--------------------|--------|--------|---------|--------|-------------|
| | | Own | Rent | Other | DK/NA | Yes | No | DK/NA | Men | Women | |
| | | Col % | Col % | Col % | Col % | Col % | Col % | Col % | Col % | Col % | Col % |
| Q. 13. It ensures there is a safety net to provide drug treatment services for people without insurance who have nowhere else they can get the help to recover and overcome their addictions? | More likely | 64.9% | 79.5% | 81.2% | 38.7% | 70.5% | 69.4% | 19.9% | 56.5% | 75.9% | 66.6% |
| | Less likely | 4.8% | 9.0% | .0% | 14.1% | 3.1% | 6.8% | 12.3% | 8.4% | 3.6% | 5.9% |
| | Makes no difference | 25.5% | 8.9% | 12.0% | 16.7% | 22.4% | 18.7% | 40.6% | 29.6% | 13.6% | 21.2% |
| | DK/NA | 4.8% | 2.5% | 6.8% | 30.5% | 4.0% | 5.2% | 27.2% | 5.5% | 6.9% | 6.2% |
| Table Total | | 100.0% | 100.0% | 100.0% | 100.0% | 100.0% | 100.0% | 100.0% | 100.0% | 100.0% | 100.0% |

| | | AREA: | | | | PARTISAN REGISTRATION: | | | HIGHEST PROPENSITY VOTERS: | Table Total |
|---|---------------------|----------------|----------------|---------------------------|----------------------|------------------------|------------|--------------|--|-------------|
| | | City of Elyria | City of Lorain | All other cities combined | Unincorporated areas | Democrat | Republican | Unaffiliated | Voted in, at least, 2 of the last 3 even-year November elections | |
| | | Col % | Col % | Col % | Col % | Col % | Col % | Col % | Col % | Col % |
| Q. 13. It ensures there is a safety net to provide drug treatment services for people without insurance who have nowhere else they can get the help to recover and overcome their addictions? | More likely | 73.8% | 70.7% | 71.0% | 49.8% | 75.8% | 50.6% | 68.7% | 63.3% | 66.6% |
| | Less likely | 3.7% | 6.0% | 2.7% | 13.4% | 4.6% | 10.3% | 5.0% | 6.5% | 5.9% |
| | Makes no difference | 18.7% | 16.0% | 22.7% | 25.3% | 14.9% | 27.5% | 21.5% | 24.7% | 21.2% |
| | DK/NA | 3.8% | 7.4% | 3.6% | 11.5% | 4.7% | 11.6% | 4.9% | 5.6% | 6.2% |
| Table Total | | 100.0% | 100.0% | 100.0% | 100.0% | 100.0% | 100.0% | 100.0% | 100.0% | 100.0% |

| | | Q. 8. Now, if the election were held today, and you were voting, would you vote for or against the renewal levy for the Mental Health, Addiction and Recovery Services Board of Lorain County? | | | Q. 18. Sometimes people change their minds after they hear more information, so let me ask you again, if the election were held today, and you were voting, would you vote for or against the renewal levy for the Mental Health, Addiction and Recovery... | | | OPINION DYNAMICS: | | | | Table Total |
|--|---------------------|--|---------|--------|---|---------|--------|--|---|--|--------|-------------|
| | | For | Against | DK/NA | For | Against | DK/NA | Vote For in both ballot simulations (Qs. 8 & 18) | Defect to vote For by end of interview/survey | Vote Against in both ballot simulations (Qs. 8 & 18) | Other | |
| | | Col % | Col % | Col % | Col % | Col % | Col % | Col % | Col % | Col % | Col % | Col % |
| Q. 14. Funds from the levy pay for mental health professionals who work with teachers to identify troubled children and provide school-based treatment services? | More likely | 84.2% | 26.4% | 60.1% | 85.4% | 15.1% | 42.9% | 86.0% | 81.3% | 14.7% | 39.6% | 71.3% |
| | Less likely | 3.3% | 29.9% | 3.7% | 2.6% | 36.7% | 5.4% | 2.5% | 3.6% | 36.5% | 9.8% | 7.6% |
| | Makes no difference | 9.8% | 40.1% | 21.5% | 9.6% | 44.1% | 29.1% | 9.3% | 11.6% | 44.2% | 31.1% | 16.4% |
| | DK/NA | 2.7% | 3.5% | 14.8% | 2.3% | 4.1% | 22.6% | 2.2% | 3.4% | 4.6% | 19.5% | 4.7% |
| Table Total | | 100.0% | 100.0% | 100.0% | 100.0% | 100.0% | 100.0% | 100.0% | 100.0% | 100.0% | 100.0% | 100.0% |

| | | AGE GROUP: | | | | RACE: (consolidated) | | | | | Table Total |
|--|---------------------|------------|----------|--------------|--------|----------------------|-----------------|--------|--------|--------|-------------|
| | | 18 to 44 | 45 to 64 | 65 and older | DK/NA | African-American | Hispanic/Latino | White | Other | DK/NA | |
| | | Col % | Col % | Col % | Col % | Col % | Col % | Col % | Col % | Col % | Col % |
| Q. 14. Funds from the levy pay for mental health professionals who work with teachers to identify troubled children and provide school-based treatment services? | More likely | 76.8% | 70.8% | 68.8% | 10.1% | 86.5% | 75.4% | 74.2% | 55.7% | 33.2% | 71.3% |
| | Less likely | 3.7% | 9.8% | 8.6% | 34.3% | .0% | 6.3% | 7.0% | 15.0% | 17.3% | 7.6% |
| | Makes no difference | 18.5% | 14.8% | 15.0% | 22.2% | 13.5% | 13.5% | 15.3% | 20.7% | 31.8% | 16.4% |
| | DK/NA | 1.0% | 4.6% | 7.7% | 33.3% | .0% | 4.9% | 3.5% | 8.6% | 17.8% | 4.7% |
| Table Total | | 100.0% | 100.0% | 100.0% | 100.0% | 100.0% | 100.0% | 100.0% | 100.0% | 100.0% | 100.0% |

| | | HOMEOWNERSHIP STATUS: | | | | BACHELOR'S DEGREE: | | | GENDER: | | Table Total |
|--|---------------------|-----------------------|--------|--------|--------|--------------------|--------|--------|---------|--------|-------------|
| | | Own | Rent | Other | DK/NA | Yes | No | DK/NA | Men | Women | |
| | | Col % | Col % | Col % | Col % | Col % | Col % | Col % | Col % | Col % | Col % |
| Q. 14. Funds from the levy pay for mental health professionals who work with teachers to identify troubled children and provide school-based treatment services? | More likely | 71.7% | 84.1% | 71.8% | 32.7% | 78.8% | 72.4% | 22.7% | 63.3% | 78.7% | 71.3% |
| | Less likely | 7.9% | 1.7% | 4.1% | 23.8% | 6.1% | 6.4% | 27.1% | 10.9% | 4.7% | 7.6% |
| | Makes no difference | 17.3% | 10.7% | 17.3% | 21.9% | 12.3% | 16.5% | 35.8% | 21.2% | 12.0% | 16.4% |
| | DK/NA | 3.2% | 3.4% | 6.8% | 21.6% | 2.8% | 4.6% | 14.4% | 4.6% | 4.7% | 4.7% |
| Table Total | | 100.0% | 100.0% | 100.0% | 100.0% | 100.0% | 100.0% | 100.0% | 100.0% | 100.0% | 100.0% |

| | | AREA: | | | | PARTISAN REGISTRATION: | | | HIGHEST PROPENSITY VOTERS: | Table Total |
|--|---------------------|----------------|----------------|---------------------------|----------------------|------------------------|------------|--------------|--|-------------|
| | | City of Elyria | City of Lorain | All other cities combined | Unincorporated areas | Democrat | Republican | Unaffiliated | Voted in, at least, 2 of the last 3 even-year November elections | |
| | | Col % | Col % | Col % | Col % | Col % | Col % | Col % | Col % | Col % |
| Q. 14. Funds from the levy pay for mental health professionals who work with teachers to identify troubled children and provide school-based treatment services? | More likely | 73.2% | 73.2% | 76.1% | 59.5% | 78.5% | 55.1% | 74.2% | 67.5% | 71.3% |
| | Less likely | 8.6% | 3.8% | 3.9% | 17.2% | 3.2% | 18.5% | 5.5% | 9.1% | 7.6% |
| | Makes no difference | 12.6% | 17.1% | 17.8% | 16.0% | 13.6% | 17.7% | 17.0% | 17.9% | 16.4% |
| | DK/NA | 5.5% | 5.9% | 2.2% | 7.3% | 4.6% | 8.7% | 3.3% | 5.5% | 4.7% |
| Table Total | | 100.0% | 100.0% | 100.0% | 100.0% | 100.0% | 100.0% | 100.0% | 100.0% | 100.0% |

| | | Q. 8. Now, if the election were held today, and you were voting, would you vote for or against the renewal levy for the Mental Health, Addiction and Recovery Services Board of Lorain County? | | | Q. 18. Sometimes people change their minds after they hear more information, so let me ask you again, if the election were held today, and you were voting, would you vote for or against the renewal levy for the Mental Health, Addiction and Recovery... | | | OPINION DYNAMICS: | | | | Table Total |
|---|---------------------|--|---------|--------|---|---------|--------|--|---|--|--------|-------------|
| | | For | Against | DK/NA | For | Against | DK/NA | Vote For in both ballot simulations (Qs. 8 & 18) | Defect to vote For by end of interview/survey | Vote Against in both ballot simulations (Qs. 8 & 18) | Other | |
| | | Col % | Col % | Col % | Col % | Col % | Col % | Col % | Col % | Col % | Col % | Col % |
| Q. 15. The money helps to fund a diversion center, where people who experience mental health problems can get immediate assistance, instead of being taken to jail? | More likely | 77.1% | 22.1% | 51.5% | 78.4% | 13.1% | 30.1% | 79.1% | 73.3% | 12.4% | 28.5% | 64.4% |
| | Less likely | 4.2% | 25.2% | 6.3% | 3.6% | 30.7% | 9.3% | 4.1% | .0% | 33.0% | 9.8% | 7.9% |
| | Makes no difference | 14.6% | 43.3% | 23.4% | 15.6% | 46.9% | 22.0% | 14.3% | 24.5% | 47.4% | 24.9% | 20.6% |
| | DK/NA | 4.0% | 9.3% | 18.8% | 2.5% | 9.3% | 38.5% | 2.5% | 2.2% | 7.2% | 36.8% | 7.1% |
| Table Total | | 100.0% | 100.0% | 100.0% | 100.0% | 100.0% | 100.0% | 100.0% | 100.0% | 100.0% | 100.0% | 100.0% |

| | | AGE GROUP: | | | | RACE: (consolidated) | | | | | Table Total |
|---|---------------------|------------|----------|--------------|--------|----------------------|-----------------|--------|--------|--------|-------------|
| | | 18 to 44 | 45 to 64 | 65 and older | DK/NA | African-American | Hispanic/Latino | White | Other | DK/NA | |
| | | Col % | Col % | Col % | Col % | Col % | Col % | Col % | Col % | Col % | Col % |
| Q. 15. The money helps to fund a diversion center, where people who experience mental health problems can get immediate assistance, instead of being taken to jail? | More likely | 68.8% | 62.3% | 65.7% | .0% | 87.8% | 75.1% | 66.4% | 50.3% | 20.8% | 64.4% |
| | Less likely | 6.5% | 8.2% | 8.3% | 23.3% | .0% | 5.0% | 8.5% | 12.8% | 8.2% | 7.9% |
| | Makes no difference | 20.1% | 22.9% | 16.7% | 43.3% | 12.2% | 13.2% | 19.8% | 22.5% | 42.9% | 20.6% |
| | DK/NA | 4.6% | 6.5% | 9.4% | 33.3% | .0% | 6.6% | 5.3% | 14.3% | 28.1% | 7.1% |
| Table Total | | 100.0% | 100.0% | 100.0% | 100.0% | 100.0% | 100.0% | 100.0% | 100.0% | 100.0% | 100.0% |

| | | HOMEOWNERSHIP STATUS: | | | | BACHELOR'S DEGREE: | | | GENDER: | | Table Total |
|---|---------------------|-----------------------|--------|--------|--------|--------------------|--------|--------|---------|--------|-------------|
| | | Own | Rent | Other | DK/NA | Yes | No | DK/NA | Men | Women | |
| | | Col % | Col % | Col % | Col % | Col % | Col % | Col % | Col % | Col % | Col % |
| Q. 15. The money helps to fund a diversion center, where people who experience mental health problems can get immediate assistance, instead of being taken to jail? | More likely | 62.8% | 80.3% | 71.8% | 32.9% | 68.9% | 67.2% | 14.0% | 57.5% | 70.8% | 64.4% |
| | Less likely | 9.3% | 3.8% | 4.1% | 7.2% | 8.2% | 7.6% | 9.5% | 10.9% | 5.1% | 7.9% |
| | Makes no difference | 23.1% | 12.2% | 7.9% | 26.7% | 19.5% | 18.8% | 43.4% | 25.6% | 15.9% | 20.6% |
| | DK/NA | 4.8% | 3.7% | 16.3% | 33.2% | 3.4% | 6.4% | 33.1% | 6.0% | 8.2% | 7.1% |
| Table Total | | 100.0% | 100.0% | 100.0% | 100.0% | 100.0% | 100.0% | 100.0% | 100.0% | 100.0% | 100.0% |

| | | AREA: | | | | PARTISAN REGISTRATION: | | | HIGHEST PROPENSITY VOTERS: | Table Total |
|---|---------------------|----------------|----------------|---------------------------|----------------------|------------------------|------------|--------------|--|-------------|
| | | City of Elyria | City of Lorain | All other cities combined | Unincorporated areas | Democrat | Republican | Unaffiliated | Voted in, at least, 2 of the last 3 even-year November elections | |
| | | Col % | Col % | Col % | Col % | Col % | Col % | Col % | Col % | Col % |
| Q. 15. The money helps to fund a diversion center, where people who experience mental health problems can get immediate assistance, instead of being taken to jail? | More likely | 74.9% | 70.5% | 68.4% | 44.0% | 79.3% | 47.3% | 64.6% | 62.4% | 64.4% |
| | Less likely | 5.0% | 4.3% | 7.8% | 13.7% | 2.6% | 10.1% | 9.2% | 8.4% | 7.9% |
| | Makes no difference | 11.2% | 19.3% | 18.1% | 33.0% | 16.1% | 29.8% | 19.1% | 23.0% | 20.6% |
| | DK/NA | 8.9% | 5.9% | 5.8% | 9.4% | 2.1% | 12.8% | 7.1% | 6.2% | 7.1% |
| Table Total | | 100.0% | 100.0% | 100.0% | 100.0% | 100.0% | 100.0% | 100.0% | 100.0% | 100.0% |

| | | Q. 8. Now, if the election were held today, and you were voting, would you vote for or against the renewal levy for the Mental Health, Addiction and Recovery Services Board of Lorain County? | | | Q. 18. Sometimes people change their minds after they hear more information, so let me ask you again, if the election were held today, and you were voting, would you vote for or against the renewal levy for the Mental Health, Addiction and Recovery... | | | OPINION DYNAMICS: | | | | Table Total |
|---|---------------------|--|---------|--------|---|---------|--------|--|---|--|--------|-------------|
| | | For | Against | DK/NA | For | Against | DK/NA | Vote For in both ballot simulations (Qs. 8 & 18) | Defect to vote For by end of interview/survey | Vote Against in both ballot simulations (Qs. 8 & 18) | Other | |
| | | Col % | Col % | Col % | Col % | Col % | Col % | Col % | Col % | Col % | Col % | Col % |
| Q. 16. It maintains critical funding to many of the agencies that provide essential addiction and substance abuse treatment services in the community that would not be available without the levy? | More likely | 82.1% | 20.2% | 41.9% | 81.9% | 6.4% | 29.6% | 83.9% | 67.8% | 4.8% | 28.1% | 66.0% |
| | Less likely | 4.2% | 28.6% | .0% | 3.7% | 31.5% | 2.8% | 3.6% | 4.4% | 34.0% | 4.1% | 7.5% |
| | Makes no difference | 11.7% | 39.1% | 31.6% | 12.1% | 47.5% | 32.5% | 11.3% | 17.4% | 48.1% | 34.0% | 19.1% |
| | DK/NA | 2.1% | 12.1% | 26.6% | 2.3% | 14.6% | 35.1% | 1.2% | 10.5% | 13.1% | 33.8% | 7.4% |
| Table Total | | 100.0% | 100.0% | 100.0% | 100.0% | 100.0% | 100.0% | 100.0% | 100.0% | 100.0% | 100.0% | 100.0% |

| | | AGE GROUP: | | | | RACE: (consolidated) | | | | | Table Total |
|---|---------------------|------------|----------|--------------|--------|----------------------|-----------------|--------|--------|--------|-------------|
| | | 18 to 44 | 45 to 64 | 65 and older | DK/NA | African-American | Hispanic/Latino | White | Other | DK/NA | |
| | | Col % | Col % | Col % | Col % | Col % | Col % | Col % | Col % | Col % | Col % |
| Q. 16. It maintains critical funding to many of the agencies that provide essential addiction and substance abuse treatment services in the community that would not be available without the levy? | More likely | 68.4% | 66.1% | 65.7% | 25.5% | 86.3% | 69.5% | 68.7% | 38.1% | 35.8% | 66.0% |
| | Less likely | 4.7% | 7.3% | 11.5% | 7.9% | .0% | 4.2% | 8.9% | 9.7% | .0% | 7.5% |
| | Makes no difference | 21.0% | 19.5% | 15.0% | 33.2% | 13.7% | 17.2% | 17.2% | 35.2% | 36.1% | 19.1% |
| | DK/NA | 5.9% | 7.1% | 7.8% | 33.3% | .0% | 9.1% | 5.2% | 17.1% | 28.1% | 7.4% |
| Table Total | | 100.0% | 100.0% | 100.0% | 100.0% | 100.0% | 100.0% | 100.0% | 100.0% | 100.0% | 100.0% |

| | | HOMEOWNERSHIP STATUS: | | | | BACHELOR'S DEGREE: | | | GENDER: | | Table Total |
|---|---------------------|-----------------------|--------|--------|--------|--------------------|--------|--------|---------|--------|-------------|
| | | Own | Rent | Other | DK/NA | Yes | No | DK/NA | Men | Women | |
| | | Col % | Col % | Col % | Col % | Col % | Col % | Col % | Col % | Col % | Col % |
| Q. 16. It maintains critical funding to many of the agencies that provide essential addiction and substance abuse treatment services in the community that would not be available without the levy? | More likely | 65.2% | 80.8% | 69.9% | 32.7% | 74.2% | 66.0% | 25.0% | 55.6% | 75.7% | 66.0% |
| | Less likely | 8.2% | 7.3% | .0% | 6.0% | 3.8% | 9.3% | 8.3% | 10.1% | 5.0% | 7.5% |
| | Makes no difference | 20.6% | 10.2% | 23.3% | 23.6% | 18.8% | 17.4% | 37.4% | 26.5% | 12.3% | 19.1% |
| | DK/NA | 6.0% | 1.7% | 6.8% | 37.7% | 3.2% | 7.3% | 29.3% | 7.8% | 7.0% | 7.4% |
| Table Total | | 100.0% | 100.0% | 100.0% | 100.0% | 100.0% | 100.0% | 100.0% | 100.0% | 100.0% | 100.0% |

| | | AREA: | | | | PARTISAN REGISTRATION: | | | HIGHEST PROPENSITY VOTERS: | Table Total |
|---|---------------------|----------------|----------------|---------------------------|----------------------|------------------------|------------|--------------|--|-------------|
| | | City of Elyria | City of Lorain | All other cities combined | Unincorporated areas | Democrat | Republican | Unaffiliated | Voted in, at least, 2 of the last 3 even-year November elections | |
| | | Col % | Col % | Col % | Col % | Col % | Col % | Col % | Col % | Col % |
| Q. 16. It maintains critical funding to many of the agencies that provide essential addiction and substance abuse treatment services in the community that would not be available without the levy? | More likely | 67.0% | 68.6% | 73.2% | 50.1% | 73.9% | 49.0% | 69.0% | 62.8% | 66.0% |
| | Less likely | 7.2% | 5.4% | 4.7% | 14.5% | 8.5% | 13.8% | 4.8% | 9.3% | 7.5% |
| | Makes no difference | 18.3% | 19.0% | 15.7% | 25.9% | 11.8% | 29.0% | 18.5% | 21.2% | 19.1% |
| | DK/NA | 7.5% | 6.9% | 6.4% | 9.6% | 5.8% | 8.2% | 7.7% | 6.7% | 7.4% |
| Table Total | | 100.0% | 100.0% | 100.0% | 100.0% | 100.0% | 100.0% | 100.0% | 100.0% | 100.0% |

| | | Q. 8. Now, if the election were held today, and you were voting, would you vote for or against the renewal levy for the Mental Health, Addiction and Recovery Services Board of Lorain County? | | | Q. 18. Sometimes people change their minds after they hear more information, so let me ask you again, if the election were held today, and you were voting, would you vote for or against the renewal levy for the Mental Health, Addiction and Recovery... | | | OPINION DYNAMICS: | | | | Table Total |
|--|---------------------|--|---------|--------|---|---------|--------|--|---|--|--------|-------------|
| | | For | Against | DK/NA | For | Against | DK/NA | Vote For in both ballot simulations (Qs. 8 & 18) | Defect to vote For by end of interview/survey | Vote Against in both ballot simulations (Qs. 8 & 18) | Other | |
| | | Col % | Col % | Col % | Col % | Col % | Col % | Col % | Col % | Col % | Col % | Col % |
| Q. 17. It is a place for families to turn to for help when they have a loved one with mental illness or addiction? | More likely | 85.4% | 25.5% | 57.0% | 85.4% | 18.4% | 40.5% | 86.6% | 77.1% | 14.4% | 41.7% | 71.5% |
| | Less likely | 1.0% | 9.5% | .0% | .2% | 11.0% | 4.8% | .3% | .0% | 12.4% | 4.2% | 2.2% |
| | Makes no difference | 12.4% | 56.3% | 22.6% | 13.4% | 59.2% | 25.3% | 12.8% | 17.6% | 63.7% | 25.3% | 21.0% |
| | DK/NA | 1.2% | 8.7% | 20.3% | 1.0% | 11.4% | 29.4% | .4% | 5.3% | 9.5% | 28.9% | 5.3% |
| Table Total | | 100.0% | 100.0% | 100.0% | 100.0% | 100.0% | 100.0% | 100.0% | 100.0% | 100.0% | 100.0% | 100.0% |

| | | AGE GROUP: | | | | RACE: (consolidated) | | | | | Table Total |
|--|---------------------|------------|----------|--------------|--------|----------------------|-----------------|--------|--------|--------|-------------|
| | | 18 to 44 | 45 to 64 | 65 and older | DK/NA | African-American | Hispanic/Latino | White | Other | DK/NA | |
| | | Col % | Col % | Col % | Col % | Col % | Col % | Col % | Col % | Col % | Col % |
| Q. 17. It is a place for families to turn to for help when they have a loved one with mental illness or addiction? | More likely | 78.1% | 65.8% | 73.7% | 10.1% | 100.0% | 70.7% | 74.2% | 64.6% | 27.6% | 71.5% |
| | Less likely | .0% | 4.2% | 2.5% | 7.9% | .0% | .0% | 2.7% | 3.9% | .0% | 2.2% |
| | Makes no difference | 19.3% | 26.4% | 16.0% | 33.2% | .0% | 26.9% | 19.6% | 22.9% | 41.7% | 21.0% |
| | DK/NA | 2.6% | 3.7% | 7.8% | 48.7% | .0% | 2.4% | 3.5% | 8.6% | 30.7% | 5.3% |
| Table Total | | 100.0% | 100.0% | 100.0% | 100.0% | 100.0% | 100.0% | 100.0% | 100.0% | 100.0% | 100.0% |

| | | HOMEOWNERSHIP STATUS: | | | | BACHELOR'S DEGREE: | | | GENDER: | | Table Total |
|--|---------------------|-----------------------|--------|--------|--------|--------------------|--------|--------|---------|--------|-------------|
| | | Own | Rent | Other | DK/NA | Yes | No | DK/NA | Men | Women | |
| | | Col % | Col % | Col % | Col % | Col % | Col % | Col % | Col % | Col % | Col % |
| Q. 17. It is a place for families to turn to for help when they have a loved one with mental illness or addiction? | More likely | 70.0% | 86.1% | 76.8% | 43.5% | 77.2% | 73.8% | 19.9% | 63.3% | 79.0% | 71.5% |
| | Less likely | 1.8% | 3.3% | 4.0% | 2.4% | 1.5% | 2.8% | .0% | 2.6% | 1.9% | 2.2% |
| | Makes no difference | 24.1% | 8.9% | 12.3% | 27.2% | 19.0% | 18.8% | 51.7% | 30.2% | 12.5% | 21.0% |
| | DK/NA | 4.1% | 1.7% | 6.8% | 26.9% | 2.3% | 4.5% | 28.5% | 3.9% | 6.6% | 5.3% |
| Table Total | | 100.0% | 100.0% | 100.0% | 100.0% | 100.0% | 100.0% | 100.0% | 100.0% | 100.0% | 100.0% |

| | | AREA: | | | | PARTISAN REGISTRATION: | | | HIGHEST PROPENSITY VOTERS: | Table Total |
|--|---------------------|----------------|----------------|---------------------------|----------------------|------------------------|------------|--------------|--|-------------|
| | | City of Elyria | City of Lorain | All other cities combined | Unincorporated areas | Democrat | Republican | Unaffiliated | Voted in, at least, 2 of the last 3 even-year November elections | |
| | | Col % | Col % | Col % | Col % | Col % | Col % | Col % | Col % | Col % |
| Q. 17. It is a place for families to turn to for help when they have a loved one with mental illness or addiction? | More likely | 73.8% | 73.0% | 76.2% | 59.9% | 81.4% | 57.0% | 72.8% | 73.2% | 71.5% |
| | Less likely | 1.4% | 1.8% | 2.8% | 2.0% | 1.3% | 6.6% | 1.0% | 3.1% | 2.2% |
| | Makes no difference | 21.7% | 19.3% | 17.4% | 28.4% | 14.3% | 26.4% | 21.6% | 19.7% | 21.0% |
| | DK/NA | 3.1% | 5.9% | 3.5% | 9.7% | 3.0% | 10.1% | 4.6% | 4.0% | 5.3% |
| Table Total | | 100.0% | 100.0% | 100.0% | 100.0% | 100.0% | 100.0% | 100.0% | 100.0% | 100.0% |

| | | Q. 3. How often do you use social media, such as Facebook, Twitter X or Instagram? | | | | SPLIT SAMPLE: Q. 4A. Including the online version that is available over the Internet, how often would you say that you read The Chronicle Telegram newspaper? | | | | SPLIT SAMPLE: Q. 4B. Including the online version that is available over the Internet, how often would you say that you read The Morning Journal newspaper? | | | Table Total |
|---|---------|--|--------------|------------|--------|--|--------------|------------|--------|---|--------------|------------|-------------|
| | | Frequently | Occasionally | Not at all | DK/NA | Frequently | Occasionally | Not at all | DK/NA | Frequently | Occasionally | Not at all | |
| | | Col % | Col % | Col % | Col % | Col % | Col % | Col % | Col % | Col % | Col % | Col % | Col % |
| Q. 18. Sometimes people change their minds after they hear more information, so let me ask you again, if the election were held today, and you were voting, would you vote for or against the renewal levy for the Mental Health, Addiction and Recovery... | For | 84.0% | 72.1% | 61.9% | .0% | 90.6% | 80.7% | 64.5% | .0% | 70.8% | 89.5% | 77.2% | 75.9% |
| | Against | 9.4% | 13.7% | 25.1% | .0% | 9.4% | 9.9% | 21.0% | .0% | 29.2% | 4.6% | 13.2% | 13.9% |
| | DK/NA | 6.6% | 14.2% | 13.1% | 100.0% | .0% | 9.4% | 14.6% | 100.0% | .0% | 6.0% | 9.5% | 10.3% |
| Table Total | | 100.0% | 100.0% | 100.0% | 100.0% | 100.0% | 100.0% | 100.0% | 100.0% | 100.0% | 100.0% | 100.0% | 100.0% |

| | | Q. 8. Now, if the election were held today, and you were voting, would you vote for or against the renewal levy for the Mental Health, Addiction and Recovery Services Board of Lorain County? | | | Q. 18. Sometimes people change their minds after they hear more information, so let me ask you again, if the election were held today, and you were voting, would you vote for or against the renewal levy for the Mental Health, Addiction and Recovery... | | | OPINION DYNAMICS: | | | | Table Total |
|---|---------|--|---------|--------|---|---------|--------|--|---|--|--------|-------------|
| | | For | Against | DK/NA | For | Against | DK/NA | Vote For in both ballot simulations (Qs. 8 & 18) | Defect to vote For by end of interview/survey | Vote Against in both ballot simulations (Qs. 8 & 18) | Other | |
| | | Col % | Col % | Col % | Col % | Col % | Col % | Col % | Col % | Col % | Col % | Col % |
| Q. 18. Sometimes people change their minds after they hear more information, so let me ask you again, if the election were held today, and you were voting, would you vote for or against the renewal levy for the Mental Health, Addiction and Recovery... | For | 96.6% | 13.6% | 47.5% | 100.0% | .0% | .0% | 100.0% | 100.0% | .0% | .0% | 75.9% |
| | Against | 1.3% | 76.4% | 4.7% | .0% | 100.0% | .0% | .0% | .0% | 100.0% | 13.6% | 13.9% |
| | DK/NA | 2.0% | 10.0% | 47.9% | .0% | .0% | 100.0% | .0% | .0% | .0% | 86.4% | 10.3% |
| Table Total | | 100.0% | 100.0% | 100.0% | 100.0% | 100.0% | 100.0% | 100.0% | 100.0% | 100.0% | 100.0% | 100.0% |

| | | AGE GROUP: | | | | RACE: (consolidated) | | | | | Table Total |
|---|---------|------------|----------|--------------|--------|----------------------|-----------------|--------|--------|--------|-------------|
| | | 18 to 44 | 45 to 64 | 65 and older | DK/NA | African-American | Hispanic/Latino | White | Other | DK/NA | |
| | | Col % | Col % | Col % | Col % | Col % | Col % | Col % | Col % | Col % | Col % |
| Q. 18. Sometimes people change their minds after they hear more information, so let me ask you again, if the election were held today, and you were voting, would you vote for or against the renewal levy for the Mental Health, Addiction and Recovery... | For | 82.4% | 73.2% | 74.1% | 21.1% | 96.1% | 81.0% | 78.9% | 57.2% | 33.0% | 75.9% |
| | Against | 9.5% | 16.0% | 15.0% | 45.5% | .0% | 5.0% | 12.5% | 26.8% | 41.5% | 13.9% |
| | DK/NA | 8.1% | 10.8% | 11.0% | 33.3% | 3.9% | 14.0% | 8.6% | 16.0% | 25.4% | 10.3% |
| Table Total | | 100.0% | 100.0% | 100.0% | 100.0% | 100.0% | 100.0% | 100.0% | 100.0% | 100.0% | 100.0% |

| | | HOMEOWNERSHIP STATUS: | | | | BACHELOR'S DEGREE: | | | GENDER: | | Table Total |
|---|---------|-----------------------|--------|--------|--------|--------------------|--------|--------|---------|--------|-------------|
| | | Own | Rent | Other | DK/NA | Yes | No | DK/NA | Men | Women | |
| | | Col % | Col % | Col % | Col % | Col % | Col % | Col % | Col % | Col % | Col % |
| Q. 18. Sometimes people change their minds after they hear more information, so let me ask you again, if the election were held today, and you were voting, would you vote for or against the renewal levy for the Mental Health, Addiction and Recovery... | For | 76.3% | 93.2% | 68.1% | 31.0% | 82.7% | 78.6% | 14.6% | 67.2% | 83.9% | 75.9% |
| | Against | 13.6% | 5.3% | 7.9% | 44.6% | 9.7% | 11.6% | 56.8% | 22.4% | 6.0% | 13.9% |
| | DK/NA | 10.1% | 1.6% | 24.0% | 24.4% | 7.6% | 9.8% | 28.5% | 10.5% | 10.1% | 10.3% |
| Table Total | | 100.0% | 100.0% | 100.0% | 100.0% | 100.0% | 100.0% | 100.0% | 100.0% | 100.0% | 100.0% |

| | | AREA: | | | | PARTISAN REGISTRATION: | | | HIGHEST PROPENSITY VOTERS: | Table Total |
|---|---------|----------------|----------------|---------------------------|----------------------|------------------------|------------|--------------|--|-------------|
| | | City of Elyria | City of Lorain | All other cities combined | Unincorporated areas | Democrat | Republican | Unaffiliated | Voted in, at least, 2 of the last 3 even-year November elections | |
| | | Col % | Col % | Col % | Col % | Col % | Col % | Col % | Col % | Col % |
| Q. 18. Sometimes people change their minds after they hear more information, so let me ask you again, if the election were held today, and you were voting, would you vote for or against the renewal levy for the Mental Health, Addiction and Recovery... | For | 80.0% | 80.0% | 79.5% | 62.4% | 85.4% | 62.1% | 77.0% | 74.9% | 75.9% |
| | Against | 12.2% | 10.0% | 10.3% | 25.1% | 5.7% | 26.5% | 12.6% | 16.0% | 13.9% |
| | DK/NA | 7.9% | 10.0% | 10.2% | 12.4% | 9.0% | 11.4% | 10.4% | 9.1% | 10.3% |
| Table Total | | 100.0% | 100.0% | 100.0% | 100.0% | 100.0% | 100.0% | 100.0% | 100.0% | 100.0% |

| | | Q. 3. How often do you use social media, such as Facebook, Twitter X or Instagram? | | | | SPLIT SAMPLE: Q. 4A. Including the online version that is available over the Internet, how often would you say that you read The Chronicle Telegram newspaper? | | | | SPLIT SAMPLE: Q. 4B. Including the online version that is available over the Internet, how often would you say that you read The Morning Journal newspaper? | | | Table Total |
|---|---|--|--------------|------------|--------|--|--------------|------------|--------|---|--------------|------------|-------------|
| | | Frequently | Occasionally | Not at all | DK/NA | Frequently | Occasionally | Not at all | DK/NA | Frequently | Occasionally | Not at all | |
| | | Col % | Col % | Col % | Col % | Col % | Col % | Col % | Col % | Col % | Col % | Col % | Col % |
| Q. 19. As you are considering how you will vote, which group do you think would be most influential to you as you are deciding how you will vote on the Mental Health, Addiction and Recovery Services Board of Lorain County renewal levy? | Members of the clergy & religious leaders | 3.9% | 4.7% | 9.2% | .0% | 4.6% | 8.9% | 3.2% | .0% | 31.5% | 6.6% | 3.4% | 5.2% |
| | Local newspapers | 4.8% | 2.6% | 2.9% | .0% | 14.4% | 5.6% | 2.7% | .0% | .0% | 3.0% | 2.3% | 3.8% |
| | School teachers | 10.0% | 6.1% | 3.4% | .0% | 5.4% | 8.8% | 5.5% | .0% | .0% | 14.9% | 7.4% | 7.5% |
| | Doctors & nurses | 16.2% | 8.3% | 11.0% | .0% | .0% | 7.3% | 16.2% | .0% | 9.1% | 15.5% | 15.3% | 12.9% |
| | Families of people who have used the services | 35.0% | 40.7% | 30.4% | .0% | 41.5% | 41.5% | 28.9% | .0% | 12.2% | 35.3% | 38.0% | 35.4% |
| | Unions | 1.5% | 1.7% | 1.0% | .0% | 4.3% | 1.8% | 2.6% | .0% | .0% | 2.2% | .0% | 1.5% |
| | All/combo | 13.9% | 9.9% | 13.7% | .0% | 22.0% | 11.7% | 8.9% | .0% | 19.0% | 16.2% | 13.3% | 12.8% |
| | Other | .5% | 1.2% | .9% | .0% | .0% | .0% | 1.2% | .0% | 12.7% | .0% | .5% | .8% |
| | None/do not want to hear from anyone | 2.5% | 3.1% | 6.6% | .0% | 4.8% | 2.0% | 2.7% | .0% | .0% | 2.8% | 4.9% | 3.5% |
| DK/NA | 11.7% | 21.7% | 21.0% | 100.0% | 2.8% | 12.3% | 27.9% | 100.0% | 15.5% | 3.5% | 14.9% | 16.6% | |
| Table Total | | 100.0% | 100.0% | 100.0% | 100.0% | 100.0% | 100.0% | 100.0% | 100.0% | 100.0% | 100.0% | 100.0% | 100.0% |

| | | Q. 8. Now, if the election were held today, and you were voting, would you vote for or against the renewal levy for the Mental Health, Addiction and Recovery Services Board of Lorain County? | | | Q. 18. Sometimes people change their minds after they hear more information, so let me ask you again, if the election were held today, and you were voting, would you vote for or against the renewal levy for the Mental Health, Addiction and Recovery... | | | OPINION DYNAMICS: | | | | Table Total |
|---|---|--|---------|--------|---|---------|--------|--|---|--|--------|-------------|
| | | For | Against | DK/NA | For | Against | DK/NA | Vote For in both ballot simulations (Qs. 8 & 18) | Defect to vote For by end of interview/survey | Vote Against in both ballot simulations (Qs. 8 & 18) | Other | |
| | | Col % | Col % | Col % | Col % | Col % | Col % | Col % | Col % | Col % | Col % | Col % |
| Q. 19. As you are considering how you will vote, which group do you think would be most influential to you as you are deciding how you will vote on the Mental Health, Addiction and Recovery Services Board of Lorain County renewal levy? | Members of the clergy & religious leaders | 2.5% | 11.8% | 10.4% | 3.1% | 11.8% | 12.0% | 2.2% | 9.5% | 11.1% | 12.8% | 5.2% |
| | Local newspapers | 4.4% | 3.6% | 1.0% | 3.6% | 4.2% | 4.2% | 4.2% | .0% | 4.7% | 3.6% | 3.8% |
| | School teachers | 8.7% | 5.5% | 4.3% | 8.3% | 5.0% | 5.3% | 8.6% | 6.2% | 5.7% | 4.6% | 7.5% |
| | Doctors & nurses | 15.5% | 7.0% | 7.6% | 15.6% | 2.8% | 7.3% | 16.1% | 12.1% | 3.1% | 6.3% | 12.9% |
| | Families of people who have used the services | 41.2% | 19.0% | 26.8% | 41.4% | 9.3% | 26.9% | 42.6% | 32.7% | 10.6% | 23.2% | 35.4% |
| | Unions | 1.6% | .9% | 1.4% | 1.2% | 1.1% | 4.1% | 1.4% | .0% | 1.2% | 3.6% | 1.5% |
| | All/combination | 15.6% | 3.7% | 9.7% | 15.9% | 2.1% | 4.1% | 15.8% | 16.8% | 2.3% | 3.5% | 12.8% |
| | Other | .3% | .0% | 3.9% | 1.0% | .0% | .0% | .3% | 6.3% | .0% | .0% | .8% |
| | None/do not want to hear from anyone | 1.5% | 13.7% | 1.9% | 1.4% | 17.3% | .0% | 1.2% | 3.0% | 18.0% | 1.7% | 3.5% |
| DK/NA | 8.7% | 34.7% | 33.0% | 8.5% | 46.4% | 36.1% | 7.8% | 13.4% | 43.4% | 40.6% | 16.6% | |
| Table Total | | 100.0% | 100.0% | 100.0% | 100.0% | 100.0% | 100.0% | 100.0% | 100.0% | 100.0% | 100.0% | 100.0% |

| | | AGE GROUP: | | | | RACE: (consolidated) | | | | | Table Total |
|---|---|------------|----------|--------------|--------|----------------------|-----------------|--------|--------|--------|-------------|
| | | 18 to 44 | 45 to 64 | 65 and older | DK/NA | African-American | Hispanic/Latino | White | Other | DK/NA | |
| | | Col % | Col % | Col % | Col % | Col % | Col % | Col % | Col % | Col % | Col % |
| Q. 19. As you are considering how you will vote, which group do you think would be most influential to you as you are deciding how you will vote on the Mental Health, Addiction and Recovery Services Board of Lorain County renewal levy? | Members of the clergy & religious leaders | 4.2% | 6.0% | 6.2% | .0% | 7.1% | 2.3% | 4.9% | 20.4% | 2.0% | 5.2% |
| | Local newspapers | 1.8% | 4.3% | 6.2% | .0% | 5.7% | 2.4% | 4.1% | .0% | 3.3% | 3.8% |
| | School teachers | 10.4% | 5.2% | 6.9% | .0% | 13.2% | 13.6% | 7.1% | 9.2% | .0% | 7.5% |
| | Doctors & nurses | 14.9% | 11.1% | 13.4% | .0% | 7.1% | 7.3% | 15.3% | 11.5% | .0% | 12.9% |
| | Families of people who have used the services | 37.8% | 42.7% | 26.1% | .0% | 45.3% | 47.2% | 35.0% | 29.3% | 21.5% | 35.4% |
| | Unions | .8% | 2.7% | 1.1% | .0% | 5.9% | .0% | 1.6% | .0% | .0% | 1.5% |
| | All/combination | 15.0% | 9.7% | 13.6% | 10.1% | 11.9% | 14.5% | 14.0% | .0% | 6.0% | 12.8% |
| | Other | .7% | 1.0% | .7% | .0% | .0% | .0% | 1.0% | .0% | .0% | .8% |
| | None/do not want to hear from anyone | 2.0% | 6.0% | 2.8% | .0% | .0% | 3.2% | 3.9% | .0% | 3.7% | 3.5% |
| DK/NA | 12.4% | 11.4% | 22.9% | 89.9% | 3.9% | 9.4% | 13.2% | 29.7% | 63.5% | 16.6% | |
| Table Total | | 100.0% | 100.0% | 100.0% | 100.0% | 100.0% | 100.0% | 100.0% | 100.0% | 100.0% | 100.0% |

| | | HOMEOWNERSHIP STATUS: | | | | BACHELOR'S DEGREE: | | | GENDER: | | Table Total |
|---|---|-----------------------|--------|--------|--------|--------------------|--------|--------|---------|--------|-------------|
| | | Own | Rent | Other | DK/NA | Yes | No | DK/NA | Men | Women | |
| | | Col % | Col % | Col % | Col % | Col % | Col % | Col % | Col % | Col % | Col % |
| Q. 19. As you are considering how you will vote, which group do you think would be most influential to you as you are deciding how you will vote on the Mental Health, Addiction and Recovery Services Board of Lorain County renewal levy? | Members of the clergy & religious leaders | 4.7% | 7.3% | 5.0% | 5.6% | 4.1% | 6.0% | 3.8% | 6.4% | 4.1% | 5.2% |
| | Local newspapers | 3.7% | 5.3% | .0% | 3.4% | 1.4% | 5.0% | 3.6% | 3.7% | 3.8% | 3.8% |
| | School teachers | 6.8% | 12.1% | 11.7% | .0% | 8.5% | 7.8% | .0% | 7.7% | 7.3% | 7.5% |
| | Doctors & nurses | 15.6% | 8.5% | 4.5% | 4.0% | 18.4% | 11.5% | .0% | 15.8% | 10.3% | 12.9% |
| | Families of people who have used the services | 34.8% | 44.5% | 50.6% | 5.7% | 36.7% | 37.2% | 12.0% | 30.0% | 40.4% | 35.4% |
| | Unions | 1.7% | .0% | 5.9% | .0% | 2.0% | 1.4% | .0% | 2.0% | 1.0% | 1.5% |
| | All/combination | 14.2% | 12.3% | .0% | 9.5% | 13.1% | 13.9% | .0% | 11.4% | 14.0% | 12.8% |
| | Other | .3% | 1.5% | .0% | 4.8% | .6% | 1.0% | .0% | 1.1% | .5% | .8% |
| | None/do not want to hear from anyone | 4.5% | .0% | .0% | 4.8% | 3.1% | 3.5% | 5.1% | 5.1% | 2.0% | 3.5% |
| DK/NA | 13.8% | 8.6% | 22.3% | 62.2% | 12.1% | 12.8% | 75.5% | 16.7% | 16.5% | 16.6% | |
| Table Total | | 100.0% | 100.0% | 100.0% | 100.0% | 100.0% | 100.0% | 100.0% | 100.0% | 100.0% | 100.0% |

| | | AREA: | | | | PARTISAN REGISTRATION: | | | HIGHEST PROPENSITY VOTERS: | Table Total |
|---|---|----------------|----------------|---------------------------|----------------------|------------------------|------------|--------------|--|-------------|
| | | City of Elyria | City of Lorain | All other cities combined | Unincorporated areas | Democrat | Republican | Unaffiliated | Voted in, at least, 2 of the last 3 even-year November elections | |
| | | Col % | Col % | Col % | Col % | Col % | Col % | Col % | Col % | Col % |
| Q. 19. As you are considering how you will vote, which group do you think would be most influential to you as you are deciding how you will vote on the Mental Health, Addiction and Recovery Services Board of Lorain County renewal levy? | Members of the clergy & religious leaders | 7.3% | 1.7% | 4.6% | 8.0% | 3.3% | 9.7% | 4.4% | 5.8% | 5.2% |
| | Local newspapers | 5.3% | 5.0% | 2.1% | 4.6% | 6.3% | 8.2% | 1.2% | 4.9% | 3.8% |
| | School teachers | 11.0% | 11.2% | 6.1% | 4.1% | 10.7% | 6.6% | 6.6% | 6.6% | 7.5% |
| | Doctors & nurses | 8.3% | 11.9% | 15.8% | 12.3% | 16.9% | 9.1% | 12.8% | 14.7% | 12.9% |
| | Families of people who have used the services | 35.4% | 38.6% | 38.8% | 26.6% | 30.1% | 24.5% | 41.3% | 35.0% | 35.4% |
| | Unions | .0% | 1.4% | .9% | 3.7% | 2.7% | 1.8% | .9% | 1.1% | 1.5% |
| | All/combination | 12.4% | 13.7% | 12.6% | 12.4% | 14.3% | 10.9% | 12.8% | 10.9% | 12.8% |
| | Other | 2.0% | .0% | 1.1% | .0% | 2.3% | 1.3% | .0% | 1.2% | .8% |
| | None/do not want to hear from anyone | 5.4% | 1.3% | 3.2% | 4.7% | 1.3% | 3.3% | 4.4% | 3.9% | 3.5% |
| DK/NA | 13.0% | 15.4% | 14.8% | 23.5% | 12.0% | 24.6% | 15.5% | 15.9% | 16.6% | |
| Table Total | | 100.0% | 100.0% | 100.0% | 100.0% | 100.0% | 100.0% | 100.0% | 100.0% | 100.0% |

| | | Q. 3. How often do you use social media, such as Facebook, Twitter X or Instagram? | | | | SPLIT SAMPLE: Q. 4A. Including the online version that is available over the Internet, how often would you say that you read The Chronicle Telegram newspaper? | | | | SPLIT SAMPLE: Q. 4B. Including the online version that is available over the Internet, how often would you say that you read The Morning Journal newspaper? | | | Table Total |
|-------------------|--|--|--------------|------------|--------|--|--------------|------------|--------|---|--------------|------------|-------------|
| | | Frequently | Occasionally | Not at all | DK/NA | Frequently | Occasionally | Not at all | DK/NA | Frequently | Occasionally | Not at all | |
| | | Col % | Col % | Col % | Col % | Col % | Col % | Col % | Col % | Col % | Col % | Col % | Col % |
| OPINION DYNAMICS: | Vote For in both ballot simulations (Qs. 8 & 18) | 75.3% | 60.2% | 53.6% | .0% | 78.8% | 68.6% | 55.4% | .0% | 58.1% | 89.5% | 66.9% | 66.4% |
| | Defect to vote For by end of interview/survey | 8.7% | 11.9% | 8.3% | .0% | 11.8% | 12.1% | 9.1% | .0% | 12.7% | .0% | 10.3% | 9.4% |
| | Vote Against in both ballot simulations (Qs. 8 & 18) | 8.6% | 12.6% | 20.8% | .0% | 9.4% | 9.9% | 17.4% | .0% | 15.5% | 4.6% | 12.2% | 12.2% |
| | Other | 7.4% | 15.4% | 17.3% | 100.0% | .0% | 9.4% | 18.1% | 100.0% | 13.7% | 6.0% | 10.6% | 11.9% |
| Table Total | | 100.0% | 100.0% | 100.0% | 100.0% | 100.0% | 100.0% | 100.0% | 100.0% | 100.0% | 100.0% | 100.0% | 100.0% |

| | | AGE GROUP: | | | | RACE: (consolidated) | | | | | Table Total |
|-------------------|--|------------|----------|--------------|--------|----------------------|-----------------|--------|--------|--------|-------------|
| | | 18 to 44 | 45 to 64 | 65 and older | DK/NA | African-American | Hispanic/Latino | White | Other | DK/NA | |
| | | Col % | Col % | Col % | Col % | Col % | Col % | Col % | Col % | Col % | Col % |
| OPINION DYNAMICS: | Vote For in both ballot simulations (Qs. 8 & 18) | 72.2% | 64.7% | 64.0% | 21.1% | 85.5% | 71.7% | 69.9% | 43.0% | 22.5% | 66.4% |
| | Defect to vote For by end of interview/survey | 10.1% | 8.6% | 10.1% | .0% | 10.6% | 9.3% | 9.0% | 14.2% | 10.5% | 9.4% |
| | Vote Against in both ballot simulations (Qs. 8 & 18) | 7.4% | 15.1% | 13.2% | 45.5% | .0% | 5.0% | 10.9% | 26.8% | 35.6% | 12.2% |
| | Other | 10.3% | 11.7% | 12.8% | 33.3% | 3.9% | 14.0% | 10.2% | 16.0% | 31.4% | 11.9% |
| Table Total | | 100.0% | 100.0% | 100.0% | 100.0% | 100.0% | 100.0% | 100.0% | 100.0% | 100.0% | 100.0% |

| | | HOMEOWNERSHIP STATUS: | | | | BACHELOR'S DEGREE: | | | GENDER: | | Table Total |
|-------------------|--|-----------------------|--------|--------|--------|--------------------|--------|--------|---------|--------|-------------|
| | | Own | Rent | Other | DK/NA | Yes | No | DK/NA | Men | Women | |
| | | Col % | Col % | Col % | Col % | Col % | Col % | Col % | Col % | Col % | Col % |
| OPINION DYNAMICS: | Vote For in both ballot simulations (Qs. 8 & 18) | 66.8% | 79.6% | 68.1% | 26.2% | 76.2% | 66.7% | 14.6% | 58.4% | 73.9% | 66.4% |
| | Defect to vote For by end of interview/survey | 9.5% | 13.6% | .0% | 4.8% | 6.5% | 11.9% | .0% | 8.8% | 10.0% | 9.4% |
| | Vote Against in both ballot simulations (Qs. 8 & 18) | 13.3% | 3.7% | .0% | 34.0% | 9.7% | 10.3% | 43.8% | 20.6% | 4.5% | 12.2% |
| | Other | 10.4% | 3.2% | 31.9% | 35.0% | 7.6% | 11.1% | 41.6% | 12.2% | 11.6% | 11.9% |
| Table Total | | 100.0% | 100.0% | 100.0% | 100.0% | 100.0% | 100.0% | 100.0% | 100.0% | 100.0% | 100.0% |

| | | AREA: | | | | PARTISAN REGISTRATION: | | | HIGHEST PROPENSITY VOTERS: | Table Total |
|-------------------|--|----------------|----------------|---------------------------|----------------------|------------------------|------------|--------------|--|-------------|
| | | City of Elyria | City of Lorain | All other cities combined | Unincorporated areas | Democrat | Republican | Unaffiliated | Voted in, at least, 2 of the last 3 even-year November elections | |
| | | Col % | Col % | Col % | Col % | Col % | Col % | Col % | Col % | Col % |
| OPINION DYNAMICS: | Vote For in both ballot simulations (Qs. 8 & 18) | 76.0% | 72.4% | 68.5% | 50.4% | 75.4% | 50.9% | 68.4% | 65.5% | 66.4% |
| | Defect to vote For by end of interview/survey | 4.0% | 7.6% | 11.1% | 12.0% | 10.0% | 11.2% | 8.6% | 9.4% | 9.4% |
| | Vote Against in both ballot simulations (Qs. 8 & 18) | 10.3% | 10.0% | 10.3% | 19.3% | 5.7% | 25.5% | 10.1% | 15.2% | 12.2% |
| | Other | 9.7% | 10.0% | 10.2% | 18.3% | 9.0% | 12.4% | 12.9% | 9.9% | 11.9% |
| Table Total | | 100.0% | 100.0% | 100.0% | 100.0% | 100.0% | 100.0% | 100.0% | 100.0% | 100.0% |

| | | RACE: (consolidated) | | | | | Table Total |
|-------------|--------------|----------------------|-----------------|--------|--------|--------|-------------|
| | | African-American | Hispanic/Latino | White | Other | DK/NA | |
| | | Col % | Col % | Col % | Col % | Col % | Col % |
| AGE GROUP: | 18 to 44 | 46.6% | 44.9% | 36.2% | 45.6% | 36.8% | 37.9% |
| | 45 to 64 | 27.5% | 46.4% | 33.6% | 29.6% | 11.0% | 32.7% |
| | 65 and older | 25.9% | 8.7% | 30.0% | 12.3% | 33.0% | 27.4% |
| | DK/NA | .0% | .0% | .3% | 12.5% | 19.2% | 2.1% |
| Table Total | | 100.0% | 100.0% | 100.0% | 100.0% | 100.0% | 100.0% |

| | | HOMEOWNERSHIP STATUS: | | | | BACHELOR'S DEGREE: | | | GENDER: | | Table Total |
|-------------|--------------|-----------------------|--------|--------|--------|--------------------|--------|--------|---------|--------|-------------|
| | | Own | Rent | Other | DK/NA | Yes | No | DK/NA | Men | Women | |
| | | Col % | Col % | Col % | Col % | Col % | Col % | Col % | Col % | Col % | Col % |
| AGE GROUP: | 18 to 44 | 32.7% | 59.2% | 48.8% | 26.6% | 38.1% | 37.4% | 42.3% | 38.1% | 37.7% | 37.9% |
| | 45 to 64 | 35.1% | 27.0% | 28.4% | 26.0% | 35.5% | 32.7% | 17.7% | 36.1% | 29.5% | 32.7% |
| | 65 and older | 31.9% | 13.8% | 16.0% | 25.2% | 25.2% | 29.0% | 22.4% | 23.0% | 31.4% | 27.4% |
| | DK/NA | .3% | .0% | 6.8% | 22.2% | 1.2% | .9% | 17.7% | 2.7% | 1.5% | 2.1% |
| Table Total | | 100.0% | 100.0% | 100.0% | 100.0% | 100.0% | 100.0% | 100.0% | 100.0% | 100.0% | 100.0% |

| | | AREA: | | | | PARTISAN REGISTRATION: | | | HIGHEST PROPENSITY VOTERS: | Table Total |
|-------------|--------------|----------------|----------------|---------------------------|----------------------|------------------------|------------|--------------|--|-------------|
| | | City of Elyria | City of Lorain | All other cities combined | Unincorporated areas | Democrat | Republican | Unaffiliated | Voted in, at least, 2 of the last 3 even-year November elections | |
| | | Col % | Col % | Col % | Col % | Col % | Col % | Col % | Col % | Col % |
| AGE GROUP: | 18 to 44 | 43.8% | 45.4% | 39.3% | 24.1% | 24.4% | 17.1% | 50.4% | 28.2% | 37.9% |
| | 45 to 64 | 32.5% | 32.7% | 28.6% | 40.0% | 31.7% | 35.4% | 32.1% | 32.5% | 32.7% |
| | 65 and older | 23.7% | 18.6% | 30.3% | 33.0% | 43.8% | 43.3% | 15.4% | 37.6% | 27.4% |
| | DK/NA | .0% | 3.3% | 1.8% | 2.8% | .0% | 4.2% | 2.1% | 1.7% | 2.1% |
| Table Total | | 100.0% | 100.0% | 100.0% | 100.0% | 100.0% | 100.0% | 100.0% | 100.0% | 100.0% |

| | | AGE GROUP: | | | | Table Total |
|-------------------------|------------------|------------|----------|--------------|--------|-------------|
| | | 18 to 44 | 45 to 64 | 65 and older | DK/NA | |
| | | Col % | Col % | Col % | Col % | Col % |
| RACE: (consolidated) | African-American | 6.0% | 4.1% | 4.6% | .0% | 4.9% |
| | Hispanic/Latino | 10.4% | 12.5% | 2.8% | .0% | 8.8% |
| | White | 71.8% | 77.3% | 82.3% | 10.1% | 75.2% |
| | Other | 5.0% | 3.8% | 1.9% | 25.3% | 4.2% |
| | DK/NA | 6.7% | 2.3% | 8.4% | 64.6% | 6.9% |
| Table Total | | 100.0% | 100.0% | 100.0% | 100.0% | 100.0% |

| | | HOMEOWNERSHIP STATUS: | | | | BACHELOR'S DEGREE: | | | GENDER: | | Table Total |
|-------------------------|------------------|-----------------------|--------|--------|--------|--------------------|--------|--------|---------|--------|-------------|
| | | Own | Rent | Other | DK/NA | Yes | No | DK/NA | Men | Women | |
| | | Col % | Col % | Col % | Col % | Col % | Col % | Col % | Col % | Col % | Col % |
| RACE: (consolidated) | African-American | 3.3% | 13.3% | 3.6% | .0% | 3.2% | 6.2% | .0% | 6.9% | 3.1% | 4.9% |
| | Hispanic/Latino | 7.0% | 15.2% | 10.7% | 8.7% | 7.5% | 9.7% | 5.8% | 7.0% | 10.5% | 8.8% |
| | White | 82.6% | 68.0% | 64.5% | 26.0% | 82.5% | 77.0% | 21.2% | 72.2% | 78.0% | 75.2% |
| | Other | 2.4% | 3.5% | 21.1% | 10.8% | 3.8% | 3.8% | 8.8% | 6.0% | 2.4% | 4.2% |
| | DK/NA | 4.7% | .0% | .0% | 54.5% | 2.9% | 3.1% | 64.1% | 7.9% | 6.0% | 6.9% |
| Table Total | | 100.0% | 100.0% | 100.0% | 100.0% | 100.0% | 100.0% | 100.0% | 100.0% | 100.0% | 100.0% |

| | | AREA: | | | | PARTISAN REGISTRATION: | | | HIGHEST PROPENSITY VOTERS: | Table Total |
|-------------------------|------------------|----------------|----------------|---------------------------|----------------------|------------------------|------------|--------------|--|-------------|
| | | City of Elyria | City of Lorain | All other cities combined | Unincorporated areas | Democrat | Republican | Unaffiliated | Voted in, at least, 2 of the last 3 even-year November elections | |
| | | Col % | Col % | Col % | Col % | Col % | Col % | Col % | Col % | Col % |
| RACE: (consolidated) | African-American | 8.8% | 11.3% | 2.7% | .0% | 6.6% | .7% | 5.7% | 4.4% | 4.9% |
| | Hispanic/Latino | 9.7% | 27.6% | 3.1% | 1.0% | 6.0% | 4.0% | 11.5% | 4.9% | 8.8% |
| | White | 74.7% | 50.7% | 82.2% | 85.9% | 85.3% | 77.4% | 70.6% | 79.6% | 75.2% |
| | Other | 4.5% | 3.3% | 4.1% | 4.8% | .9% | 5.9% | 4.8% | 3.8% | 4.2% |
| | DK/NA | 2.3% | 7.2% | 8.0% | 8.3% | 1.2% | 12.0% | 7.4% | 7.3% | 6.9% |
| Table Total | | 100.0% | 100.0% | 100.0% | 100.0% | 100.0% | 100.0% | 100.0% | 100.0% | 100.0% |

| | | AGE GROUP: | | | | RACE: (consolidated) | | | | | Table Total |
|-----------------------|-------|------------|----------|--------------|--------|----------------------|-----------------|--------|--------|--------|-------------|
| | | 18 to 44 | 45 to 64 | 65 and older | DK/NA | African-American | Hispanic/Latino | White | Other | DK/NA | |
| | | Col % | Col % | Col % | Col % | Col % | Col % | Col % | Col % | Col % | Col % |
| HOMEOWNERSHIP STATUS: | Own | 60.5% | 75.3% | 81.7% | 10.3% | 47.2% | 55.9% | 77.0% | 40.9% | 47.1% | 70.1% |
| | Rent | 28.0% | 14.8% | 9.0% | .0% | 48.9% | 31.0% | 16.2% | 15.0% | .0% | 17.9% |
| | Other | 6.8% | 4.6% | 3.1% | 17.3% | 3.9% | 6.4% | 4.5% | 26.7% | .0% | 5.3% |
| | DK/NA | 4.7% | 5.3% | 6.2% | 72.4% | .0% | 6.7% | 2.3% | 17.4% | 52.9% | 6.7% |
| Table Total | | 100.0% | 100.0% | 100.0% | 100.0% | 100.0% | 100.0% | 100.0% | 100.0% | 100.0% | 100.0% |

| | | BACHELOR'S DEGREE: | | | GENDER: | | Table Total |
|-----------------------|-------|--------------------|--------|--------|---------|--------|-------------|
| | | Yes | No | DK/NA | Men | Women | |
| | | Col % | Col % | Col % | Col % | Col % | Col % |
| HOMEOWNERSHIP STATUS: | Own | 84.2% | 68.3% | 16.4% | 72.5% | 67.9% | 70.1% |
| | Rent | 10.3% | 23.7% | .0% | 14.9% | 20.7% | 17.9% |
| | Other | 3.9% | 5.8% | 6.5% | 4.7% | 5.8% | 5.3% |
| | DK/NA | 1.6% | 2.1% | 77.1% | 8.0% | 5.6% | 6.7% |
| Table Total | | 100.0% | 100.0% | 100.0% | 100.0% | 100.0% | 100.0% |

| | | AREA: | | | | PARTISAN REGISTRATION: | | | HIGHEST PROPENSITY VOTERS: | Table Total |
|-----------------------|-------|----------------|----------------|---------------------------|----------------------|------------------------|------------|--------------|--|-------------|
| | | City of Elyria | City of Lorain | All other cities combined | Unincorporated areas | Democrat | Republican | Unaffiliated | Voted in, at least, 2 of the last 3 even-year November elections | |
| | | Col % | Col % | Col % | Col % | Col % | Col % | Col % | Col % | Col % |
| HOMEOWNERSHIP STATUS: | Own | 57.3% | 56.4% | 77.3% | 79.2% | 81.5% | 76.6% | 63.4% | 78.2% | 70.1% |
| | Rent | 31.1% | 29.5% | 12.4% | 7.6% | 14.4% | 5.9% | 23.5% | 12.7% | 17.9% |
| | Other | 3.6% | 6.3% | 5.3% | 5.5% | 1.6% | 3.8% | 7.1% | 2.2% | 5.3% |
| | DK/NA | 8.0% | 7.8% | 5.1% | 7.7% | 2.4% | 13.7% | 6.0% | 6.9% | 6.7% |
| Table Total | | 100.0% | 100.0% | 100.0% | 100.0% | 100.0% | 100.0% | 100.0% | 100.0% | 100.0% |

| | | AGE GROUP: | | | | RACE: (consolidated) | | | | | Table Total |
|--------------------|-------|------------|----------|--------------|--------|----------------------|-----------------|--------|--------|--------|-------------|
| | | 18 to 44 | 45 to 64 | 65 and older | DK/NA | African-American | Hispanic/Latino | White | Other | DK/NA | |
| | | Col % | Col % | Col % | Col % | Col % | Col % | Col % | Col % | Col % | Col % |
| BACHELOR'S DEGREE: | Yes | 31.9% | 34.6% | 29.3% | 18.2% | 21.0% | 27.3% | 34.9% | 29.4% | 13.4% | 31.8% |
| | No | 61.0% | 62.0% | 65.5% | 27.5% | 79.0% | 68.5% | 63.3% | 57.2% | 27.9% | 61.9% |
| | DK/NA | 7.1% | 3.4% | 5.2% | 54.3% | .0% | 4.2% | 1.8% | 13.5% | 58.7% | 6.3% |
| Table Total | | 100.0% | 100.0% | 100.0% | 100.0% | 100.0% | 100.0% | 100.0% | 100.0% | 100.0% | 100.0% |

| | | HOMEOWNERSHIP STATUS: | | | | GENDER: | | Table Total |
|--------------------|-------|-----------------------|--------|--------|--------|---------|--------|-------------|
| | | Own | Rent | Other | DK/NA | Men | Women | |
| | | Col % | Col % | Col % | Col % | Col % | Col % | Col % |
| BACHELOR'S DEGREE: | Yes | 38.2% | 18.2% | 23.5% | 7.7% | 31.0% | 32.5% | 31.8% |
| | No | 60.3% | 81.8% | 68.7% | 19.6% | 61.1% | 62.6% | 61.9% |
| | DK/NA | 1.5% | .0% | 7.9% | 72.8% | 7.9% | 4.9% | 6.3% |
| Table Total | | 100.0% | 100.0% | 100.0% | 100.0% | 100.0% | 100.0% | 100.0% |

| | | AREA: | | | | PARTISAN REGISTRATION: | | | HIGHEST PROPENSITY VOTERS: | Table Total |
|--------------------|-------|----------------|----------------|---------------------------|----------------------|------------------------|------------|--------------|--|-------------|
| | | City of Elyria | City of Lorain | All other cities combined | Unincorporated areas | Democrat | Republican | Unaffiliated | Voted in, at least, 2 of the last 3 even-year November elections | |
| | | Col % | Col % | Col % | Col % | Col % | Col % | Col % | Col % | Col % |
| BACHELOR'S DEGREE: | Yes | 18.5% | 25.6% | 41.7% | 29.5% | 47.9% | 28.8% | 26.7% | 39.1% | 31.8% |
| | No | 75.0% | 68.7% | 53.1% | 61.7% | 52.1% | 62.5% | 65.4% | 55.9% | 61.9% |
| | DK/NA | 6.5% | 5.8% | 5.2% | 8.8% | .0% | 8.7% | 8.0% | 5.1% | 6.3% |
| Table Total | | 100.0% | 100.0% | 100.0% | 100.0% | 100.0% | 100.0% | 100.0% | 100.0% | 100.0% |

| | | AGE GROUP: | | | | RACE: (consolidated) | | | | | Table Total |
|-------------|-------|------------|----------|--------------|--------|----------------------|-----------------|--------|--------|--------|-------------|
| | | 18 to 44 | 45 to 64 | 65 and older | DK/NA | African-American | Hispanic/Latino | White | Other | DK/NA | |
| | | Col % | Col % | Col % | Col % | Col % | Col % | Col % | Col % | Col % | Col % |
| GENDER: | Men | 48.3% | 53.1% | 40.3% | 62.8% | 67.4% | 38.1% | 46.0% | 69.7% | 54.9% | 48.0% |
| | Women | 51.7% | 46.9% | 59.7% | 37.2% | 32.6% | 61.9% | 54.0% | 30.3% | 45.1% | 52.0% |
| Table Total | | 100.0% | 100.0% | 100.0% | 100.0% | 100.0% | 100.0% | 100.0% | 100.0% | 100.0% | 100.0% |

| | | HOMEOWNERSHIP STATUS: | | | | BACHELOR'S DEGREE: | | | Table Total |
|-------------|-------|-----------------------|--------|--------|--------|--------------------|--------|--------|-------------|
| | | Own | Rent | Other | DK/NA | Yes | No | DK/NA | |
| | | Col % | Col % | Col % | Col % | Col % | Col % | Col % | Col % |
| GENDER: | Men | 49.6% | 39.9% | 42.6% | 56.8% | 46.8% | 47.4% | 59.8% | 48.0% |
| | Women | 50.4% | 60.1% | 57.4% | 43.2% | 53.2% | 52.6% | 40.2% | 52.0% |
| Table Total | | 100.0% | 100.0% | 100.0% | 100.0% | 100.0% | 100.0% | 100.0% | 100.0% |

| | | AREA: | | | | PARTISAN REGISTRATION: | | | HIGHEST PROPENSITY VOTERS: | Table Total |
|-------------|-------|----------------|----------------|---------------------------|----------------------|------------------------|------------|--------------|--|-------------|
| | | City of Elyria | City of Lorain | All other cities combined | Unincorporated areas | Democrat | Republican | Unaffiliated | Voted in, at least, 2 of the last 3 even-year November elections | |
| | | Col % | Col % | Col % | Col % | Col % | Col % | Col % | Col % | Col % |
| GENDER: | Men | 35.7% | 45.8% | 49.1% | 56.9% | 42.3% | 56.6% | 47.1% | 50.3% | 48.0% |
| | Women | 64.3% | 54.2% | 50.9% | 43.1% | 57.7% | 43.4% | 52.9% | 49.7% | 52.0% |
| Table Total | | 100.0% | 100.0% | 100.0% | 100.0% | 100.0% | 100.0% | 100.0% | 100.0% | 100.0% |

| | | AGE GROUP: | | | | RACE: (consolidated) | | | | | Table Total |
|-------------|---------------------------|------------|----------|--------------|--------|----------------------|-----------------|--------|--------|--------|-------------|
| | | 18 to 44 | 45 to 64 | 65 and older | DK/NA | African-American | Hispanic/Latino | White | Other | DK/NA | |
| | | Col % | Col % | Col % | Col % | Col % | Col % | Col % | Col % | Col % | Col % |
| AREA: | City of Elyria | 19.0% | 16.3% | 14.2% | .0% | 29.7% | 18.0% | 16.3% | 17.8% | 5.3% | 16.4% |
| | City of Lorain | 24.9% | 20.9% | 14.1% | 33.3% | 48.1% | 65.2% | 14.0% | 16.3% | 21.5% | 20.8% |
| | All other cities combined | 41.8% | 35.3% | 44.6% | 35.8% | 22.3% | 14.2% | 44.0% | 39.7% | 46.2% | 40.3% |
| | Unincorporated areas | 14.3% | 27.5% | 27.1% | 30.9% | .0% | 2.5% | 25.6% | 26.1% | 26.9% | 22.5% |
| Table Total | | 100.0% | 100.0% | 100.0% | 100.0% | 100.0% | 100.0% | 100.0% | 100.0% | 100.0% | 100.0% |

| | | HOMEOWNERSHIP STATUS: | | | | BACHELOR'S DEGREE: | | | GENDER: | | Table Total |
|-------------|---------------------------|-----------------------|--------|--------|--------|--------------------|--------|--------|---------|--------|-------------|
| | | Own | Rent | Other | DK/NA | Yes | No | DK/NA | Men | Women | |
| | | Col % | Col % | Col % | Col % | Col % | Col % | Col % | Col % | Col % | Col % |
| AREA: | City of Elyria | 13.4% | 28.4% | 11.2% | 19.6% | 9.5% | 19.9% | 16.8% | 12.2% | 20.3% | 16.4% |
| | City of Lorain | 16.7% | 34.2% | 25.0% | 24.2% | 16.7% | 23.1% | 19.0% | 19.9% | 21.7% | 20.8% |
| | All other cities combined | 44.5% | 27.8% | 40.3% | 30.4% | 52.9% | 34.6% | 33.0% | 41.3% | 39.5% | 40.3% |
| | Unincorporated areas | 25.4% | 9.5% | 23.5% | 25.8% | 20.8% | 22.4% | 31.2% | 26.7% | 18.6% | 22.5% |
| Table Total | | 100.0% | 100.0% | 100.0% | 100.0% | 100.0% | 100.0% | 100.0% | 100.0% | 100.0% | 100.0% |

| | | PARTISAN REGISTRATION: | | | HIGHEST PROPENSITY VOTERS: | Table Total |
|-------------|---------------------------|------------------------|------------|--------------|--|-------------|
| | | Democrat | Republican | Unaffiliated | Voted in, at least, 2 of the last 3 even-year November elections | |
| | | Col % | Col % | Col % | Col % | Col % |
| AREA: | City of Elyria | 14.9% | 8.6% | 19.7% | 11.4% | 16.4% |
| | City of Lorain | 20.4% | 9.1% | 25.1% | 16.5% | 20.8% |
| | All other cities combined | 40.4% | 45.6% | 38.5% | 46.1% | 40.3% |
| | Unincorporated areas | 24.4% | 36.8% | 16.7% | 26.0% | 22.5% |
| Table Total | | 100.0% | 100.0% | 100.0% | 100.0% | 100.0% |


| | | AGE GROUP: | | | | RACE: (consolidated) | | | | | Table Total |
|------------------------|--------------|------------|----------|--------------|--------|----------------------|-----------------|--------|--------|--------|-------------|
| | | 18 to 44 | 45 to 64 | 65 and older | DK/NA | African-American | Hispanic/Latino | White | Other | DK/NA | |
| | | Col % | Col % | Col % | Col % | Col % | Col % | Col % | Col % | Col % | Col % |
| PARTISAN REGISTRATION: | Democrat | 14.3% | 21.6% | 35.6% | .0% | 30.1% | 15.3% | 25.2% | 4.6% | 3.8% | 22.2% |
| | Republican | 9.1% | 21.9% | 31.9% | 41.0% | 2.8% | 9.2% | 20.8% | 28.6% | 34.8% | 20.2% |
| | Unaffiliated | 76.6% | 56.5% | 32.5% | 59.0% | 67.2% | 75.5% | 54.0% | 66.8% | 61.3% | 57.6% |
| Table Total | | 100.0% | 100.0% | 100.0% | 100.0% | 100.0% | 100.0% | 100.0% | 100.0% | 100.0% | 100.0% |

| | | HOMEOWNERSHIP STATUS: | | | | BACHELOR'S DEGREE: | | | GENDER: | | Table Total |
|------------------------|--------------|-----------------------|--------|--------|--------|--------------------|--------|--------|---------|--------|-------------|
| | | Own | Rent | Other | DK/NA | Yes | No | DK/NA | Men | Women | |
| | | Col % | Col % | Col % | Col % | Col % | Col % | Col % | Col % | Col % | Col % |
| PARTISAN REGISTRATION: | Democrat | 25.9% | 17.8% | 7.0% | 8.0% | 33.4% | 18.7% | .0% | 19.6% | 24.6% | 22.2% |
| | Republican | 22.1% | 6.6% | 14.8% | 41.0% | 18.3% | 20.4% | 27.8% | 23.8% | 16.8% | 20.2% |
| | Unaffiliated | 52.1% | 75.6% | 78.3% | 51.0% | 48.3% | 60.9% | 72.2% | 56.6% | 58.5% | 57.6% |
| Table Total | | 100.0% | 100.0% | 100.0% | 100.0% | 100.0% | 100.0% | 100.0% | 100.0% | 100.0% | 100.0% |

| | | AREA: | | | | HIGHEST PROPENSITY VOTERS: | Table Total |
|------------------------|--------------|----------------|----------------|---------------------------|----------------------|--|-------------|
| | | City of Elyria | City of Lorain | All other cities combined | Unincorporated areas | Voted in, at least, 2 of the last 3 even-year November elections | |
| | | Col % | Col % | Col % | Col % | Col % | Col % |
| PARTISAN REGISTRATION: | Democrat | 20.1% | 21.7% | 22.3% | 24.1% | 32.3% | 22.2% |
| | Republican | 10.6% | 8.8% | 22.8% | 33.0% | 29.4% | 20.2% |
| | Unaffiliated | 69.3% | 69.5% | 54.9% | 42.9% | 38.2% | 57.6% |
| Table Total | | 100.0% | 100.0% | 100.0% | 100.0% | 100.0% | 100.0% |



LORAIN COUNTY COMMISSIONERS



Michelle Hung

David J Moore

Jeff Riddell

April 11, 2024

Craig Snodgrass
LC Auditor
226 Middle Avenue
Elyria, Ohio 44035

Attn: Tax Settlement

Lorain County Board of Commissioners approved Res#24-255 on April 9, 2024 requesting the Lorain County Auditor, pursuant to Ohio Revised Code Section Ohio Revised Code Section 340 and 5705.221 to certify to the Lorain County Board of Commissioners the total current tax valuation and the dollar amount of revenue that would be generated by 1.2 mills for ten (10) years for the support of the Mental Health, Addiction & Recovery Services Board of Lorain County (MHARS) renewal levy to be placed on the November 5, 2024 ballot for entire territory of the County of Lorain County, Ohio.

Please forward the certification at the earliest time permissible.

Sincerely,

A handwritten signature in black ink, appearing to read "Theresa L. Upton".

Theresa L. Upton
Clerk

tlu/Enclosure

Cc: KC Saunders, Budget Director
Michael Doud, Executive Director - MHARS
Dan Petticord, LC APA
File

E.16

RESOLUTION NO. 24-255

In the matter of requesting Lorain County Auditor, pursuant)
to the Ohio Revised Code Section 340 and 5705.221 to)
certify to the Lorain County Board of Commissioners the)
total current tax valuation and the dollar amount of revenue) April 9, 2024
that would be generated by 1.2 mills for ten (10) years for the)
support of the Mental Health, Addiction & Recovery Services)
Board of Lorain County (MHARS) renewal levy to be placed)
on the November 5, 2024 ballot for entire territory of the)
county of Lorain County, Ohio)

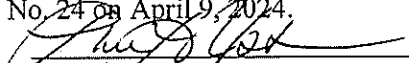
BE IT RESOLVED, by the Lorain County Board of Commissioners that we hereby request Lorain County Auditor, pursuant to the Ohio Revised Code Section 340 and 5705.221 to certify to the Lorain County Board of Commissioners the total current tax valuation and the dollar amount of revenue that would be generated by 1.2 mills for ten (10) years for the support of the Mental Health, Addiction & Recovery Services Board of Lorain County (MHARS) renewal levy to be levied upon the entire territory of the subdivision, Lorain County, Ohio for

Request for valuation is for the following:
1.2 mill renewal

Said request is to have this placed on the November 5, 2024 ballot for the entire territory of the county of Lorain County, Ohio commencing on the duplicate year 2024 for collection in 2025.

Motion by Hung, seconded by Riddell to adopt Resolution. Upon roll call the vote taken thereon, resulted as: Ayes; Hung, Riddell & Moore / Nays: None
Motion carried.

I, Theresa L. Upton, Clerk to the Lorain County Board of Commissioners do hereby certify that the above Resolution 24-255 is a true copy as it appears in Journal No. 24 on April 9, 2024.



Theresa L. Upton, Clerk



LORAIN COUNTY COMMISSIONERS

Michelle Hung

David J Moore

Jeff Riddell



May 2, 2024

Michael Doud, Executive Director
MHARS
1173 North Ridge Road, East
Suite 101
Lorain, Ohio 44055

Dear Mr. Doud:

Enclosed is the Auditor Certificate of Estimated Property Tax Revenue that MHARS requested per Lorain County Board of Commissioners Resolution No. 24-255 on April 9, 2024.

These certificates reflect the following request;

- 1) 1.2 mills for 10 years

A presentation will be made to the Commissioners at a later date to be determined in the process to place this issue on the November 5, 2024 ballot.

Should you have any questions, please feel free to call.

Sincerely,

Theresa L. Upton
Clerk

tlu
Enclosure


Cc: Dan Petticord, Assistant LC Prosecutor
KC Saunders, Budget Director
File

Certificate of Estimated Property Tax Revenue

Use this form when a taxing authority certifies a millage rate and requests the revenue produced by that rate.

The county Auditor of Lorain County, Ohio, does hereby certify the following:

1. On April 16, 2024, the taxing authority of the County of Lorain certified a copy of its resolution or ordinance adopted April 9, 2024, requesting the county auditor to certify the current taxable value of the subdivision and the amount of revenue that would be produced by (1.20) mills, to levy a tax outside the 10-mill limitation for Mental Health purposes pursuant to Revised Code § 340 & 5705.221, to be placed on the ballot at the November 5, 2024, election. The levy type is renewal.
2. The property tax revenue that will be produced by the stated millage, assuming the taxable value of the subdivision remains constant throughout the life of the levy, is calculated to be \$ 8,666,000.
3. The total taxable value of the subdivision used in calculating the estimated property tax revenue is \$ 9,181,125,330.
4. The millage for the requested levy is (1.20) mills per \$1 of taxable value, which amounts to \$ 32 for each \$100,000 of the county auditor's appraised value.



Auditor's signature

April 30, 2024

Date

Instructions

1. "Total taxable value" includes the taxable value of all real property in the subdivision as indicated on the tax list most recently certified for collection and estimates of the taxable value of public utility personal property for the first year the levy will be collected as set forth on the worksheets prescribed in conjunction with this form. If the subdivision is located in more than one county, the home county auditor (where the greatest taxable value of the subdivision is located) shall obtain the assistance of the other county auditors to establish the total tax valuation of the subdivision.
2. For purposes of this certification, "subdivision" includes any agency, board, commission or other authority authorized to request a taxing authority to submit a tax levy on its behalf. See R.C. 5705.01 (A) & (C).
3. "Levy type" includes the following: (1) additional, (2) renewal, (3) renewal with an increase, (4) renewal with a decrease, (5) replacement, (6) replacement with an increase and (7) replacement with a decrease levies.
4. In completing Lines 1 and 4 of this form, mills should be identified in whole numbers, i.e., 5 mills, rather than as a fraction of a dollar, i.e., \$0.005. This expression is consistent with the prior practice of identifying mills in whole numbers per \$1 of valuation.
5. "The county auditor's appraised value" means the true value in money of real property. R.C. 5705.01(P).
6. For any levy or portion of a levy, an estimate of the levy's annual collections, rounded to the nearest one thousand dollars, which shall be calculated assuming that the amount of the tax list of the taxing authority remains throughout the life of the levy the same as the amount of the tax list for the current year, and if this is not determined, the estimated amount submitted by the auditor to the county budget commission. R.C. 5705.03(B).
7. Please file this certificate with the subdivision as soon as possible, so the taxing authority can pass a resolution to proceed not later than 90 days before the election.

RECEIVED
LORAIN COUNTY
OFFICE OF THE AUDITOR
2024 MAY -2 AM 7:49

Worksheet to Calculate Revenue for Form DTE 140R When a Taxing Authority Certifies a Rate and Requests the Revenue Produced by that Rate for Renewal Levies

Calculation of Revenue

| | <u>Tax Value</u> | <u>Milage Rate</u> | <u>Revenue</u> |
|--|-------------------------|---------------------------|-----------------------|
| 1. Class I Real-Res/Ag | \$ <u>7,258,794,120</u> | X <u>0.908370</u> ÷ 1,000 | = \$ <u>6,593,671</u> |
| 2. Class II Real-Other | \$ <u>1,340,303,570</u> | X <u>1.024986</u> ÷ 1,000 | = \$ <u>1,373,792</u> |
| 3. Public Utility Personal | \$ <u>582,027,640</u> | X <u>1.20</u> ÷ 1,000 | = \$ <u>698,433</u> |
| 4. General Personal | \$ _____ | X _____ ÷ 1,000 | = \$ <u>0</u> |
| 5. Personal Property Phase-out Reimbursement Payment | | | \$ _____ |
| 6. Total Revenue | | | \$ <u>8,665,896</u> |

Instructions

Line 1. Enter tax valuation of all Class I real property (residential and agricultural property) included on the tax list most recently certified for collection. Enter the existing effective tax rate in mills for Class I. Multiply the tax value times the rate and divide by 1,000 to get tax revenue in dollars.

Line 2. Enter tax valuation of all class II real property (all other real property) included on the tax list most recently certified for collection. Enter the existing effective tax rate in mills for Class II. Multiply the tax value times the rate and divide by 1,000 to get tax revenue in dollars.

Line 3. Enter the estimated valuation of public utility personal property for the first tax year the levy will be assessed against public utility personal property. To determine the public utility valuation, please refer to the values in the appropriate spreadsheet available at:

www.tax.ohio.gov/channels/government/services_for_local_govts.stm

Note: Public utility personal property taxes are assessed at the same time as real property taxes, except, beginning in 2007, telecommunications property. The public utility values in the spreadsheets reflect the shift of telecommunications property to general business property.

Enter the gross tax rate requested in mills. Multiply the tax value times the rate and divide by 1,000 to get tax revenue in dollars.

Line 4. Using the estimated values published on the Department of Taxation's Web site at the address provided above, enter the estimated general personal property value for the first general personal property tax year the levy will be collected. (Note: If the first year for which the levy will be assessed against real property is tax year 2008, then the first tax year that levy will be assessed against personal property will be 2009.) Since telecommunications companies are the only general businesses that are still liable for the personal property tax, and then only for tax years 2009 and 2010, only the estimated value of the telecommunications property should be entered on this line. No entries should be made on this line for levies that will first be effective for real property for tax year 2010 or thereafter. Then enter the gross tax rate requested in mills. Multiply the tax value times the rate and divide by 1,000 to get tax revenue in dollars.

Line 5. Enter the amount of the reimbursement payment (if any) the subdivision will receive for a qualified renewal levy for the first general personal property tax year the proposed levy will be or would be in effect. (Note: If the first year the proposed levy will be assessed against real property is tax year 2008, then the first year that levy will be assessed against personal property will be 2009.) For personal property tax years 2007-2010, reimbursement amounts for qualifying levies are posted on the Department of Taxation's Web site. For tax years 2011-2017, potential reimbursement amounts will be posted as those tax years are imminent.

Line 6. Add the revenue amounts in lines 1 through 5 and enter total here. Place this amount on the line provided in Item 2 on form DTE 140R.

2007-2010
 2011-2017
 6-1-08 2:00 PM
 7:49



MHARS Lorain County, Ohio Opinion Research Study Results

April, 2024

Methods

This opinion research data was gathered through a combination of 383 live telephone interviews and secure SMS/text-to-web surveys in English and Spanish languages conducted with voters registered to vote in Lorain County, Ohio who had valid residential, VOIP or cellular telephone numbers.

The overall estimated margin of sampling error is +/- 5 percent, based on a confidence level of 95 percent, although it varies for each individual question. This means that if this survey were repeated, 95 times out of 100 the results would be within plus or minus 5 percent of those provided herein.

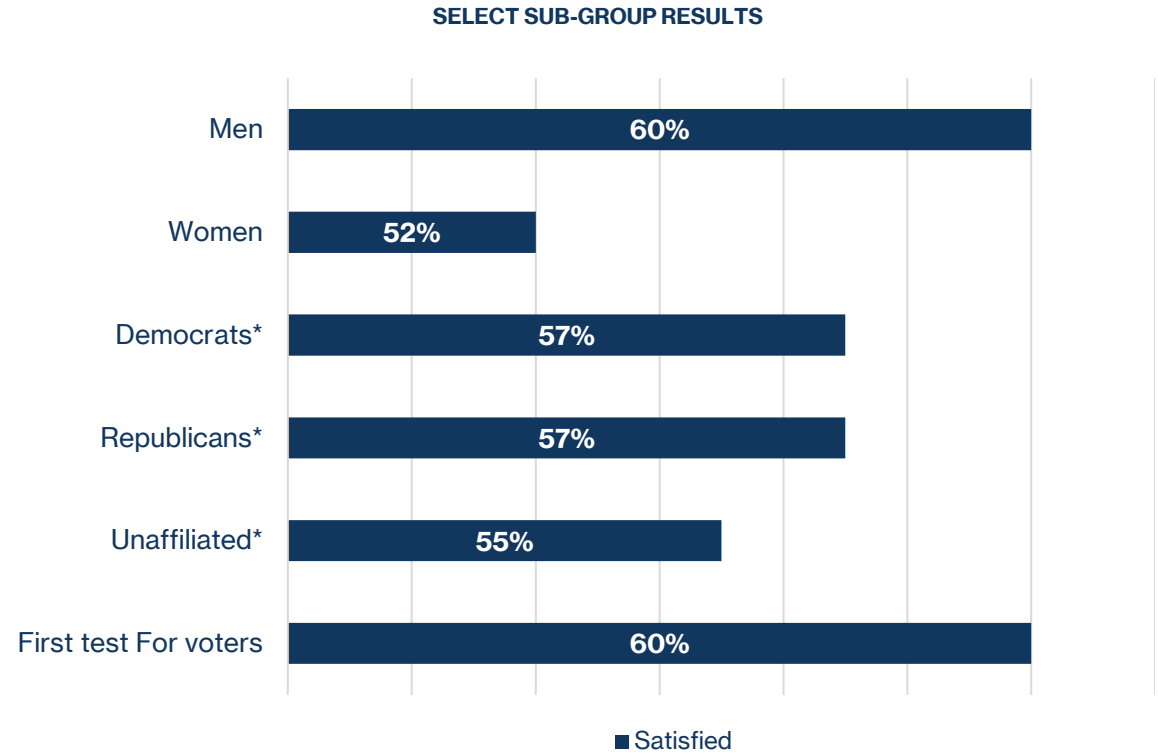
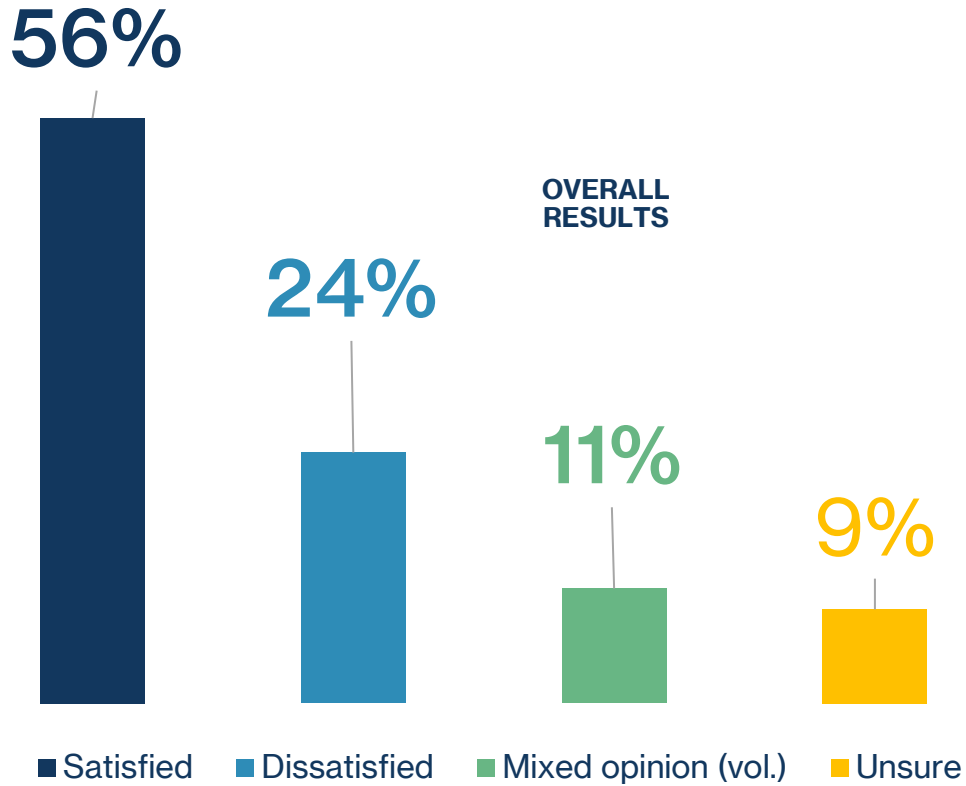
The interviews and surveys were completed during the period of April 8, 2024 through April 12, 2024.

Some adjustments were made to weight the results toward estimates of demographic and geographic characteristics of the electorate in order to account for under- and over-sampling that normally occurs as a result of the random selection process, and to ensure that all major sub-groups are represented in proportion to their actual percentages.

Like all polls, this opinion survey research is subject to other possible sources of error, such as unintentional bias in the wording of questions, data-entry error and nonresponse bias.

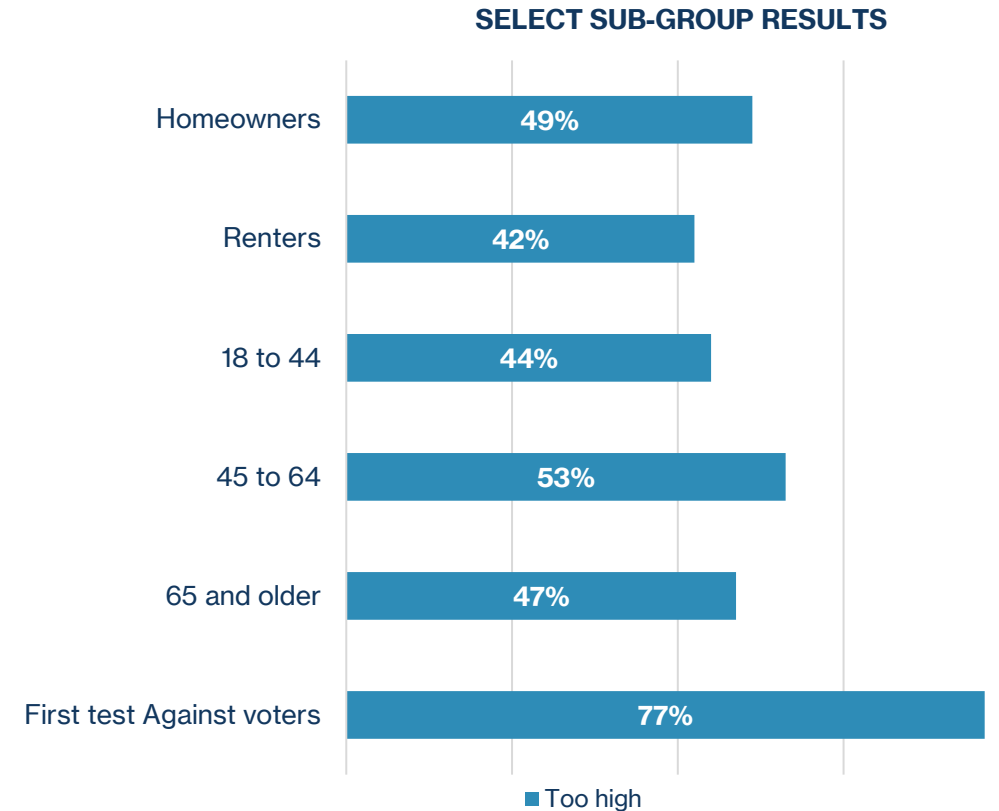
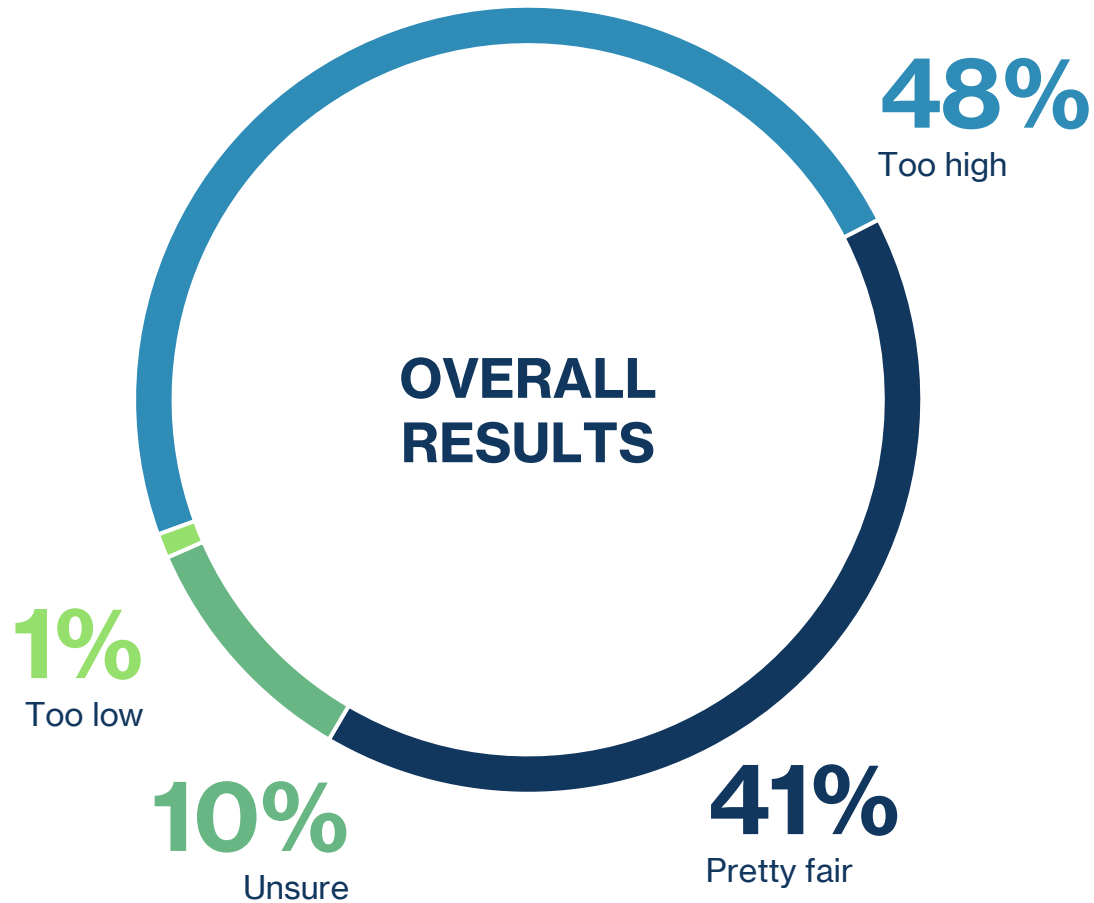
Due to computational rounding, not all results add up to 100 percent and the results are presented in a different order than the questions were asked.

Generally speaking, at this time would you say that you are satisfied or dissatisfied with the quality of life in Lorain County?

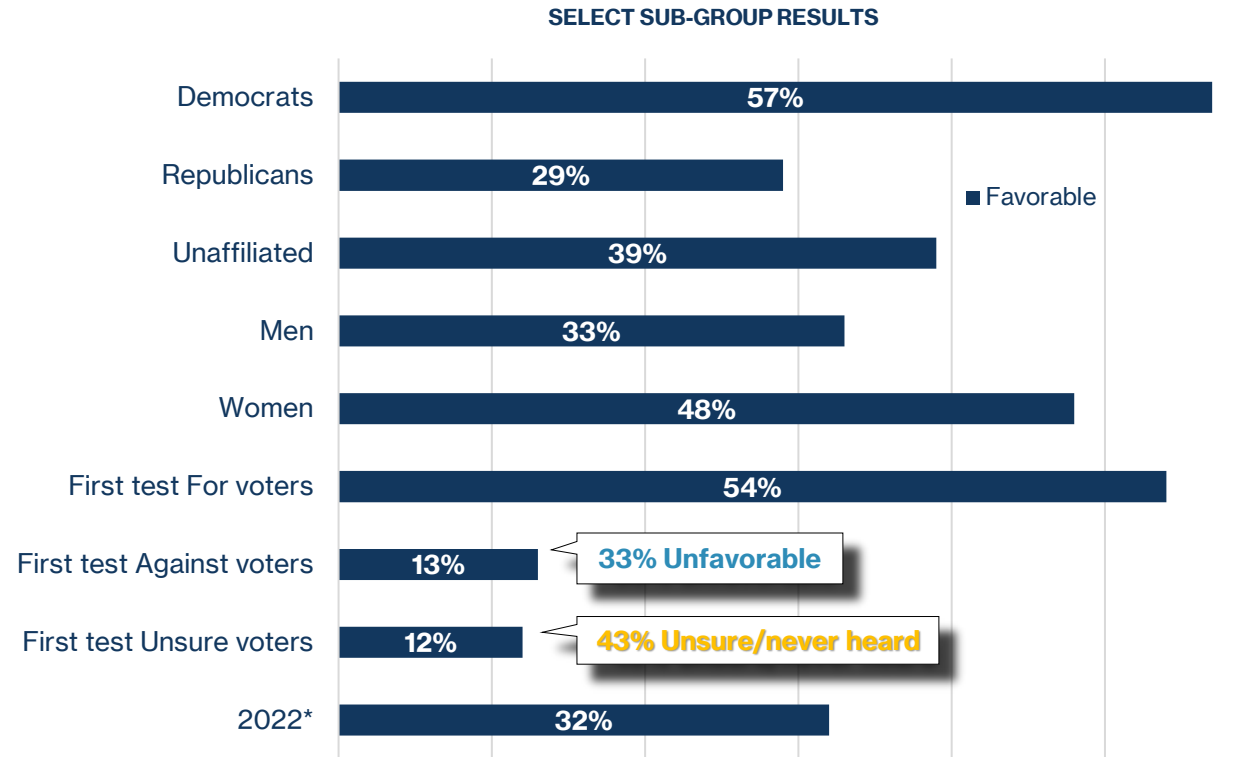
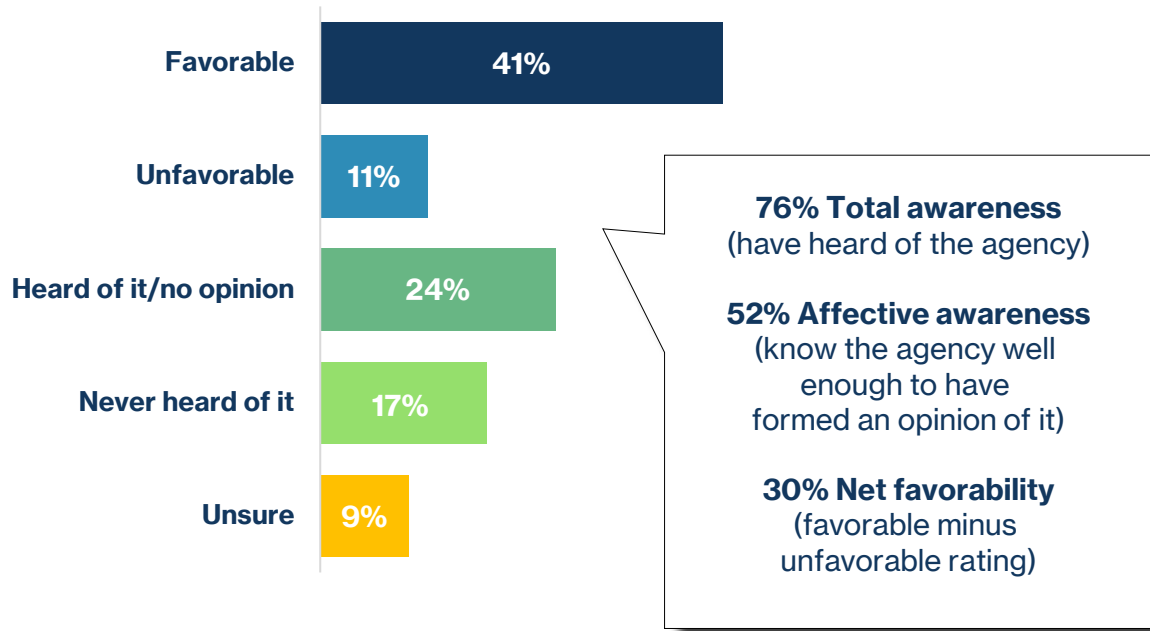


*Differences are not statistically significant

Generally speaking, would you say that property taxes in the particular area where you live are too high, mostly pretty fair or too low?



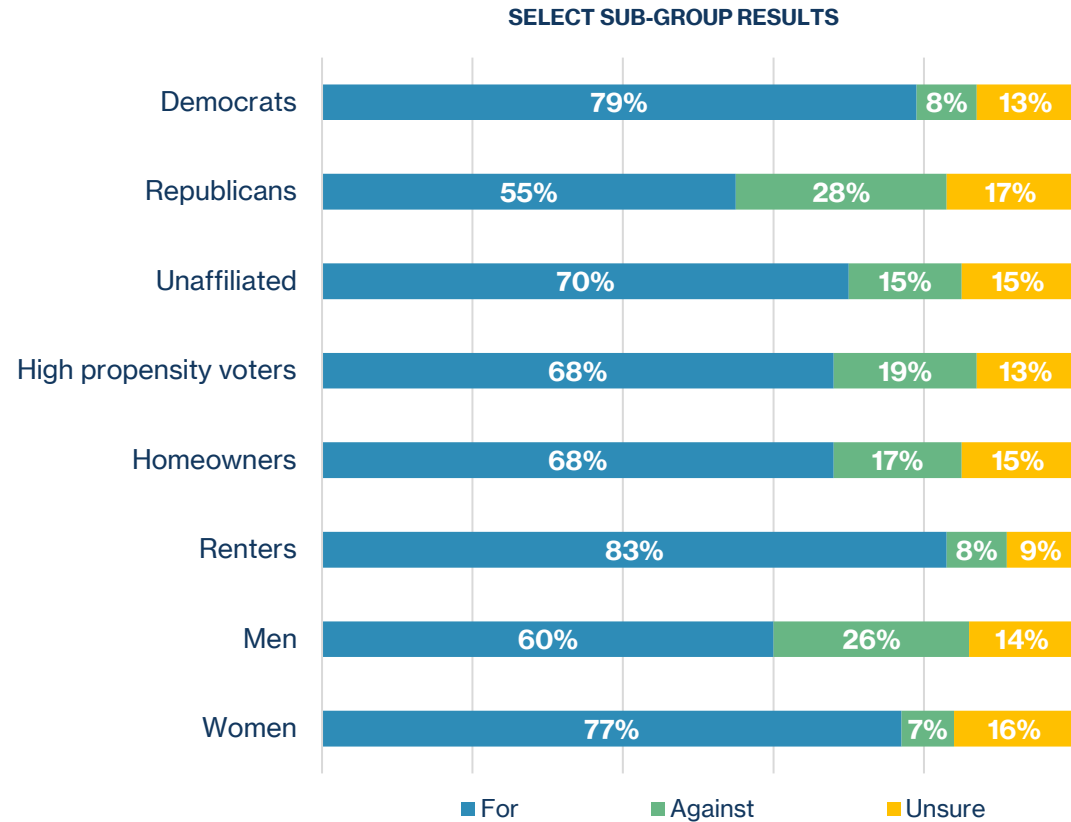
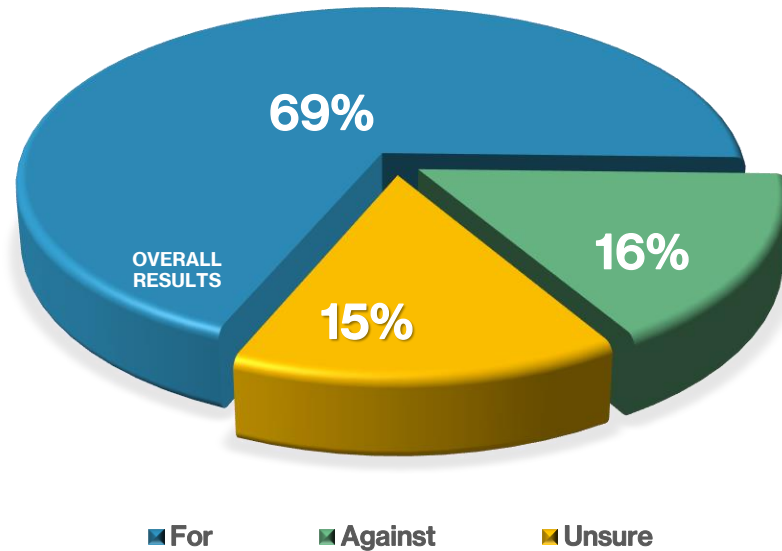
Which of the following best describes your view of the Mental Health, Addiction and Recovery Services Board of Lorain County?



* Different question wording & structure

First Test

Looking more closely at the renewal levy for the Mental Health, Addiction and Recovery Services Board of Lorain County, it will be a renewal for a tax for the benefit of Lorain County for the purpose of providing essential mental health and recovery services and facilities, for children, adults and senior adults at a rate not exceeding 1.2 mills for each one dollar of valuation, for 10 years, first due in calendar year 2025. Now, if the election were held today, and you were voting, would you vote for or against the renewal levy for the Mental Health, Addiction and Recovery Services Board of Lorain County?





Open-ended Question

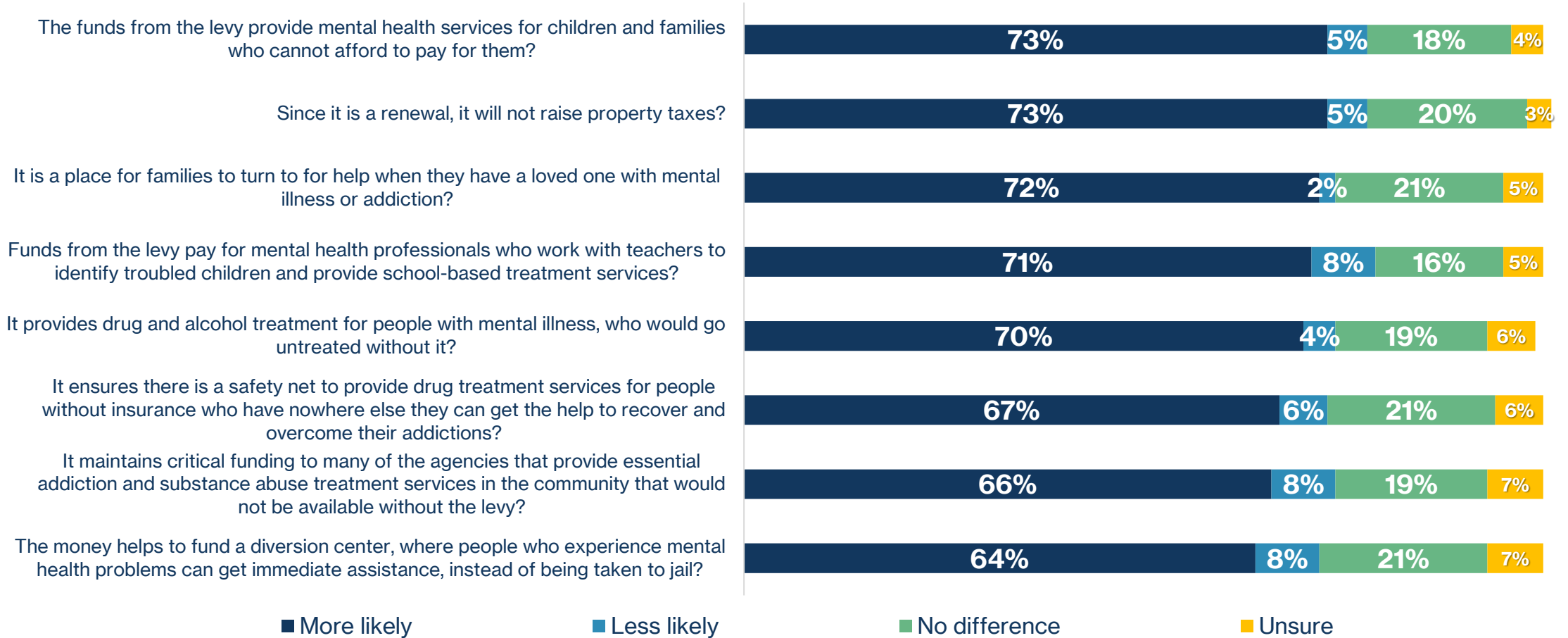
In a few words, what is the biggest reason that you would vote against it?

- 21% Taxes are too high/do not want taxes to increase
- 19% Not needed/will not help/not effective
- 19% Cannot afford it/personal financial circumstances
- 10% Money will not be spent properly
- 7% Taxpayers should not have to pay for recovery/addiction services
- 5% Need more information/do not know enough about it
- 9% Other
- 11% Unsure

The word "tax" (taxed, taxes) appeared 22 times in the verbatim responses

n=61

Would you be more or less likely to vote for the renewal levy, if you learned that...

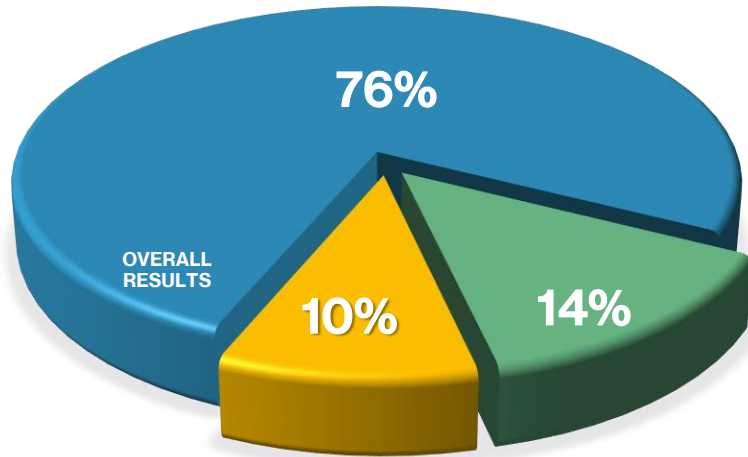


LORAIN COUNTY, OHIO

Conclusion

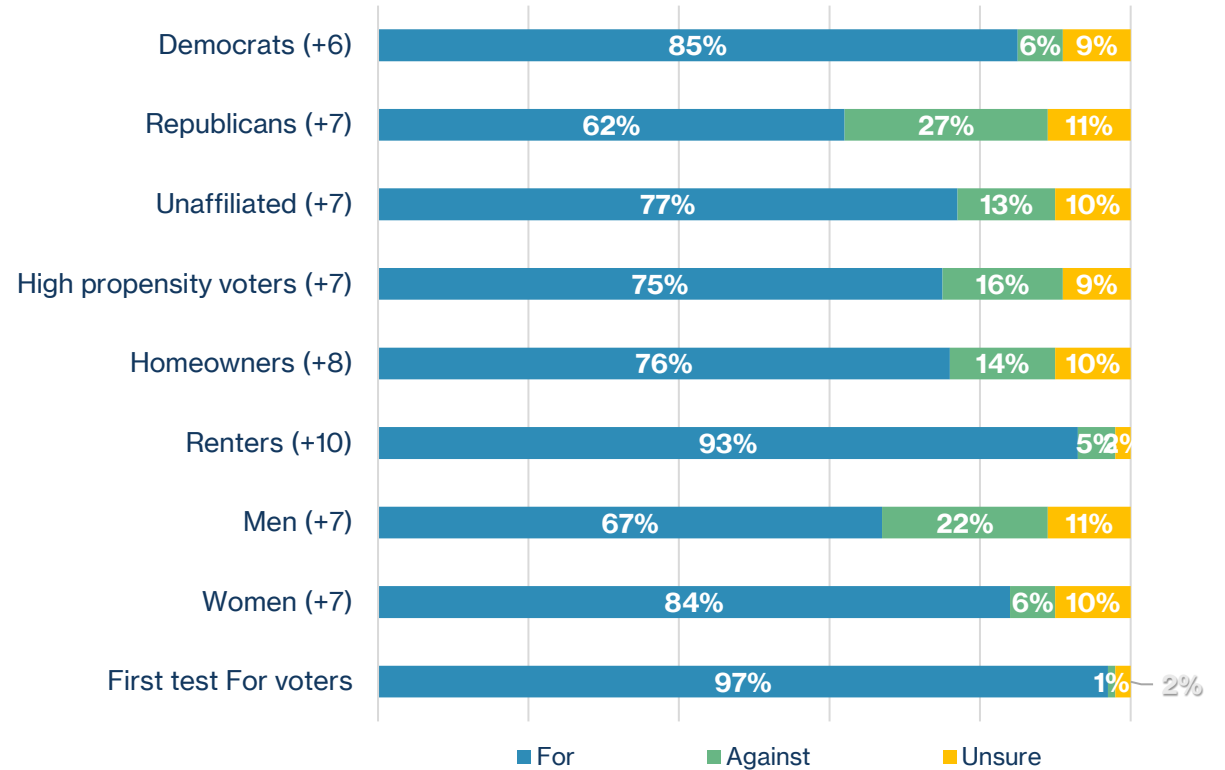
Final Test

Sometimes people change their minds after they hear more information, so let me ask you again, if the election were held today, and you were voting, would you vote for or against the renewal levy for the Mental Health, Addiction and Recovery Services Board of Lorain County?



■ For (+7) ■ Against (-2) ■ Unsure (-5)

SELECT SUB-GROUP RESULTS





Forced Choice Battery Question

As you are considering how you will vote, which group do you think would be most influential to you as you are deciding how you will vote on the Mental Health, Addiction and Recovery Services Board of Lorain County renewal levy?

| AMONG ALL: | AMONG FOR VOTERS: | |
|-------------------|--------------------------|--|
| 35% | 41% | Families of people who have used the services |
| 13% | 16% | Doctors & nurses |
| 8% | 9% | School teachers |
| 5% | 3% | Members of the clergy & religious leaders |
| 4% | 4% | Local newspapers |
| 1% | 2% | Unions |
| 13% | 16% | All/combination (vol.) |
| 1% | 0% | Other (vol.) |
| 4% | 1% | None/do not want to hear from anyone (vol.) |
| 17% | 9% | Unsure |

Other Findings

Among those tested in a forced choice battery, the most common mental health problems cited by voters were **untreated mental health problems** (27 percent overall, and 31 percent among first test For voters) and **illegal drugs** (25 percent overall, and 45 percent among first test Against voters).

41 percent of voters rated fentanyl and opioid addiction as a very big problem in the community, and the sentiment was very consistent among the array of various key sub-groups in the study.

Overall, 52 percent said that they use social media frequently, and reported use was higher among 18 to 44 year-olds at 67 percent; women at 62 percent; and first test For voters at 58 percent.

Only 13 percent said they read *The Chronicle Telegram* newspaper frequently and just 4 percent were frequent readers of *The Morning Journal* newspaper.

Key Findings Recap

Lorain County MHARS was fairly well-known, enjoyed a 4-to-1 favorable-to-unfavorable ratio, and appeared to have steadily built up its image since the name change occurred.

With the exception of a small pocket of against voters and Republicans, it appears to be a well-liked and, presumably, trusted public service provider in the community, although it should continue to strive to build its image and awareness in the remaining time before November...and beyond!

Even amid high tax sensitivity, the proposed renewal for the levy was well-received by voters, garnering majorities of support across the spectrum of sub-groups that comprise Lorain County's electorate. Despite some ambivalence among Republicans, even a majority of them were supporting the renewal, which is reassuring.

Given the robust initial support, it may be prudent to buttress it, rather than trying to convert or appease the very modest proportion of those voting against it.

The agency's renewal campaign and image outreach are armed with a surfeit of messages that tested well in the study, and all can be used situationally as needed.

However, featuring the provision of services for children & families who cannot afford them may be the most emotive, while the fact that it will not raise taxes, may be the most pragmatic and simple to convey...which may be a particularly important consideration during the coming election cycle and fierce competition that will likely emerge for the attention of voters.

The most potent surrogates were families of those who have received MHARS services, and should perhaps feature individual success stories to strike an uplifting tone, rather than touting societal successes in reduction and prevalence, which the public may not be willing to accept, given the high levels of concerns exhibited about opioid addiction and drug problems.



Questions?

Contact Fallon Research at:
(800) 676-3996 • fallonresearch.com
Florida (813) 283-2665
Ohio (614) 341-7005
Washington, DC (202) 263-7292

 @PFallonResearch • @FallonResearch

Community Planning and Oversight Committee Report

Tuesday, June 11, 2024 5:00 p.m. MHARS Board Office – Conf Room

COMMUNITY PLANNING AND OVERSIGHT COMMITTEE: The Community Planning and Oversight Committee shall evaluate new programs and determine service gaps and unmet needs in the community. The Committee shall also set standards for evaluating service providers funded by the Board with respect to meeting the service terms of contracts, programs, goals and objectives, and the quality of service, and periodically monitor and review provider status. The Committee shall facilitate the development of a schedule of regular presentations to the BOD pertaining to current programming and emerging needs in the community.

Committee Members Present: Mike Babet, Committee Chair, David Ashenhurst, Earl Martin, Robert Stipe, Dan Urbin (ex officio)

Staff Present: Tonya Birney, Lauren Cieslak, Amanda Divis, Michael Doud, Arielle Edwards, Rebecca Jones, Vinaida Reyna, Rick Sherlock

I. Informational – None to report

II. Recommendations: Agenda Process Sheet (APS)

- A. FY24 Allocation Increase **Amanda Divis – Director**
- Far West Center \$45,000 APS 06.24.01
 - a. Robert Stipe made a motion to move the recommendation to the Finance Committee. Seconded by Earl Martin. All in favor. Motion carried.
- B. FY25 Approval to Enter into a Contract **Amanda Divis – Director**
- Signature Health – Adam and Amanda Center and Treatment Services \$33,100 APS 06.24.02
 - a. Robert Stipe made a motion to move the recommendation to the Finance Committee. Seconded by Earl Martin. All in favor. Motion carried.
- C. FY25 Access to Wellness **Amanda Divis – Director**
- A Place to Recover \$200,650 APS 06.24.03
 - a. Robert Stipe made a motion to move the recommendation to the Finance Committee. Seconded by Earl Martin. All in favor. Motion carried.
- D. FY25 Behavioral Health Wellness Coordinator **Tonya Birney – Director**
- Educational Services Center (ESC) \$92,713.65 APS 06.24.04
 - a. David Ashenhurst made a motion to move the recommendation to the Finance Committee. Seconded by Robert Stipe. In Favor: David Ashenhurst, Mike Babet, Robert Stipe. Not In Favor: Earl Martin. Motion carried.
- E. APS 06.24.05 Pulled from the Agenda

Community Planning and Oversight Committee Report

Tuesday, June 11, 2024 5:00 p.m. MHARS Board Office – Conf Room

F. FY25 Lorain County Sheriff’s Office **Arielle Edwards – Program Officer**

- Reentry Coordinator \$79,700.49 APS 06.24.06
 - a. Earl Martin made a motion to move the recommendation to the Finance Committee. Seconded by Robert Stipe. All in favor. Motion carried.

G. FY24 Contract Adjustment **Rebecca Jones – Director**

- You Belong Initiative \$3,000 increase APS 06.24.07
 - a. Earl Martin made a motion to move the recommendation to the Finance Committee. Seconded by Robert Stipe. All in favor. Motion carried.

H. Walk-On: FY24 Contract Adjustment **Rebecca Jones – Director**

- Beech Brook \$20,000.00 APS 06.24.08
 - a. Robert Stipe made a motion to move the recommendation to the Finance Committee. Seconded by Earl Martin. All in favor. Motion carried.

I. FY25 Network Agency Budget Recommendations (see Attachments A, B)

| AGENCY | FY25 Budget Recommendations | Presenter Supporting Document |
|------------------------|--------------------------------|---|
| Applewood Centers Inc. | \$1,343,132 | Rebecca Jones – Director see Attachment C |
| UMADAOP | \$160,000 | Tonya Birney – Director see Attachment D |

- a. Robert Stipe made a motion to move the recommendations to the Finance Committee. Seconded by David Ashenurst. All in favor. Motion carried.

b. Unfinished Business

- Data request and data/report for review by the committee, following staff response.
 - a. Mark Johnson is working on gathering the requested information.

b. New Business – None to report

Adjournment at 6:15 p.m.

Following Meeting: August date TBD



Mental Health, Addiction & Recovery Services Board of Lorain County

Agenda Process Sheet **06.24.07**

COMMUNITY PLANNING & OVERSIGHT COMMITTEE

FINANCE COMMITTEE

OTHER COMMITTEE

BOARD OF DIRECTOR'S MEETING

NEW PROGRAM

CONTINUING PROGRAM

EXPANDING PROGRAM

Subject: You Belong Suicide Prevention Initiative

Contract Entity(s):

Contract Term: 7/1/23-6/30/24

Funding Source(s): Community and Agency Budget

Contract Increase: \$3,000 program expenses

Original Allocation \$40,000

New Allocation \$43,000

Project Description: The You Belong initiative was developed and implemented by MHARS staff through the work of the Children's sub-committee of the Suicide Prevention Coalition. The program is a peer led initiative designed to support schools who are interested in increasing the number of students that feel connected to peers and teachers within their respective schools with the understanding that increasing belongingness and decreasing the number of students who experience isolation and alienation, can reduce the risk of suicides. Further, You Belong provides an opportunity for youth to take a leadership role in creating a school climate wherein every student understands that he or she belongs. To this end the Board is providing mini grants to Lorain County Middle Schools that share the Board's interest in increasing student connectedness.

Planning considerations or impact specific to Diversity, Equity and Inclusion: The program is designed to increase social connectedness for all students in particular those who have been socially isolated. The youth peer mentors are recruited to reflect the demographic make up of the school population.

Related Facts: This school year a total of 15 middle schools participated in the program, including a record number of 250 youth leaders as compared to 150 mentors the previous school year. This 66% increase in the number of students led to increased costs. Additionally, program improvements were made

based on school feedback to include outdoor team building exercises which increased the cost of the end of year event.

Number Served: Roughly 4081 students in 15 schools benefitted from the You Belong Program.

System Impact: You Belong will increase social connectedness in the participating schools.

| | |
|---|--|
| Metrics <i>(How will goals be measured)</i> | <ul style="list-style-type: none">• The goal will be measured using a pre and post program survey for students in each of the schools. |
|---|--|

| | |
|---|--|
| Evaluation/ Outcome Data <i>(Actual results from program)</i> | <ul style="list-style-type: none">• 4081 students completed the pre -program survey while only 3,490 students completed the post survey. This is due to downward trends in attendance in schools toward the end of the school year.• The comparison between the pre and post surveys reflect an increase in the areas of social connectedness and awareness that resources are available. |
|---|--|

ATTACHMENT A

Budgeting Process Overview

Below is a link and password for you to be able to access the Live Binder (a web-based document repository) which has the Contract Applications from each agency.

<https://www.livebinders.com/b/3400461>

Key: MHARS

Even prior to agency application and budgetary reviews, network agency collaboration and review occurs ongoingly to inform the MHARS staff recommendations for the next fiscal year budget. A very broad overview of this includes:

- **Current Services and Capacity Indications** – Consistent with our Strategic Plan and Community Assessment Plan
- **Agency application, program development and growth predictions** – We seek to understand the funds being requested for each service or program that they were submitting.
- **Historic, current actual and projected utilization of funds** – Reviewing utilization over the past four fiscal years, and recognizing that the last quarter of FY20, all of FY21 and FY22 were impacted by Covid-19, we make recommendations knowing that a return to previous levels of service will be gradual as the impact of the pandemic is not over and we have continued to face a significant workforce shortage in FY23 and FY24.
- **Other funding opportunities and potential for clinical and administrative efficiencies.** State Opioid and Stimulant Response (SOS), additional state or federal grant awards and increased Medicaid utilization are examples of other funds to be used first. A decreased need for transportation as agencies and clients are more adept at telehealth are examples of this.

Attachment D is an excel document with Budget Analysis.

Of note: The federal fiscal year and our fiscal year do not match. Therefore, we will remove these funds from existing budgets so that we can present an apple to apples review of just FY25.

This may be discrepant with the numbers presented by the agencies in their original proposals.

State Opioid and Stimulant Response funding (SOS), for example, are federal dollars already awarded through the end of September. These funds cross our fiscal years 24 and 25 and agencies already have these funds through September. We will not duplicate these current funds in this budget process. When these funds are awarded for the next federal fiscal year, they will be additional allocations.

Not including these numbers at this time is in no way a reflection of our intentions towards that service or program in the future.

Also removed from some budgets are items where we have **“Pooled Funds”**. These include the Bi-lingual Staff Incentive, Internship Stipend, Professionally Led Support Groups and Interpreting. Again, these are still funded but will be done through pooled funding that can be accessed by the providers through invoicing.

Upon review, if there are any questions or clarifications that we can provide prior to the meeting, please reach out via email or call (440) 787-2073.

ATTACHMENT B

Contract Recommendations and Budget Process

Excel Spreadsheet Guidance

In your packets, you will find Attachment C and D - Network Agency Contract Analysis Spreadsheets.

Each agency that we review this month has a page which outlines the financial information that we review as we plan for FY25.

These are agencies with EXISTING CONTRACTS in FY24. These recommendations are for continuing contracts and adjusted budget allocations. Ohio Revised Code (ORC) requires us to give an agency 120-day notice of any plans to significantly change or end a contract. Our Board approved in February our 120-day notice which stated our intention to continue our contracts with no significant change. We did state that metrics and reporting requirements are ongoingly developed in collaboration with providers.

You will see, predominantly, three categories of funding: TREATMENT SERVICES, PREVENTION SERVICES, and OTHER. Not all agencies have all of these categories, dependent on their size, focus of work and service array. Some agencies with fewer areas of service may not have labeled categories, but line items for the work we contract for them to do. LCADA has additional categories as their work is further broken out between SUD and Gambling, Treatment and Prevention.

TREATMENT SERVICES

These are traditional services such as counseling, case management, medical (psychiatric prescribers) and related services. The MHARS Board is committed to parity with Medicaid and is in alignment with Ohio Revised Code and the Ohio Department of Mental Health and Addiction Services.

This means we have the same definitions of services, provider requirements and licensure, rules and regulations. Agencies must also have third party accreditation by a national body such as the Commission on Accreditation of Rehabilitation Facilities or the Joint Commission.

Parity also means that we pay for services at the same rate as Medicaid. Most services are Fee for Service (FFS), meaning a rate per unit is billed when that service is provided. These funded line items are not outright awards of money. They are an account of dollars that are billed into. Unused funding stays with the MHARS Board. Strict documentation requirements are outlined in ORC and Medicaid rules to support billing structures and most agencies have electronic health records (EHRs) just like primary care providers, to provide checks and balances for compliance.

The MHARS Board prioritizes Treatment Services and is committed to ensuring Lorain Residents do not face a barrier to treatment due to inability to pay. Our funding is considered payment of last resort, meaning that Medicaid, Medicare or private insurances will be fully utilized by those recipients. Additionally, those with financial resources are required to pay for services based on a sliding fee scale. MHARS funding is for persons who do not have these resources or for services that are not covered by another payer. Funding is braided from federal, state, and local levy dollars.

FUNDING RECOMMENDATIONS are made based on the agency's capacity and projections of services that will be provided. Directors work year-round with our providers, review past years'

ATTACHMENT B

utilization and current year projections. We do not manage agencies but do communicate and support them in their work. Directors are often aware of staffing shortages and expansion, and reduction or expansion of programs being provided. Covid had a significant impact on persons seeking services and on staffing. We are seeing growth over this past year and project continued return to providers having increased capacity.

We are funding these services based on capacity and rates for each service. You will see that some agencies have asks that are significantly higher than projections would support. Where we know and agree with projections of growth, we fund accordingly. Where we are less certain, we fund at a “right sized” level with the ability to add funding at a later date if new projections exceed our planning.

Finally, there was a Medicaid rate increase, as of January 1, 2024 of roughly 12%. This was only the second increase since the 1990’s. Current year projections are low due to these rates being seen for just two months when we ran projections in March. Next year the rates will be in effect for the full 12 months.

PREVENTION SERVICES

Guided by the Prevention Strategic Plan of OhioMHAS, we receive state funding to support much of our work in this area and also augment with federal funding, additional grants or levy dollars. OMHAS sets funding guidelines and determines eligible programs and positions that we support through our providers. Rates for services or positions supported are, in most cases, cost based. As has been presented to the Board, prevention is provided through a tiered approach and programs evolve as we are able to adapt to the specific needs of schools and the broader community.

OTHER

In this category, there is a wide range of services, positions and programs that we support. Again, we are the payer of last resort, but many of the services and programs that are needed in the field of mental health and substance use disorder are not paid for through Medicaid, Medicare or private insurances.

In this category you find Full Time Equivalents (FTEs), meaning that we pay the salary of a staff position. These are positions that function in an important capacity, but their work is not one that can bring in revenue and is not considered typical overhead. An example is our Re-entry Specialist at the jail and our Detention Home Clinician for children at the Detention Home as Medicaid will not pay for any services in these settings.

Additional line items include performance-based incentives, support of transportation, sexual assault services for adults and children, early childhood mental health programs and Peer Support for examples.

Being the payer of last resort does not mean that we are reluctant to utilize funding. Instead, this means that we seek to fully expend and utilize state and federal dollars wherever they are designated for a foundation of treatment, prevention and recovery supportive services. From there, we are able to augment and expand, as is our purpose, to comprehensively support mental health and substance use disorder recovery and wellness. These OTHER line items are where we are able to flexibly have impact and support the initiatives that we need to make our system as comprehensive as possible.

Attachment C1 – Applewood Centers Inc. (ACI)

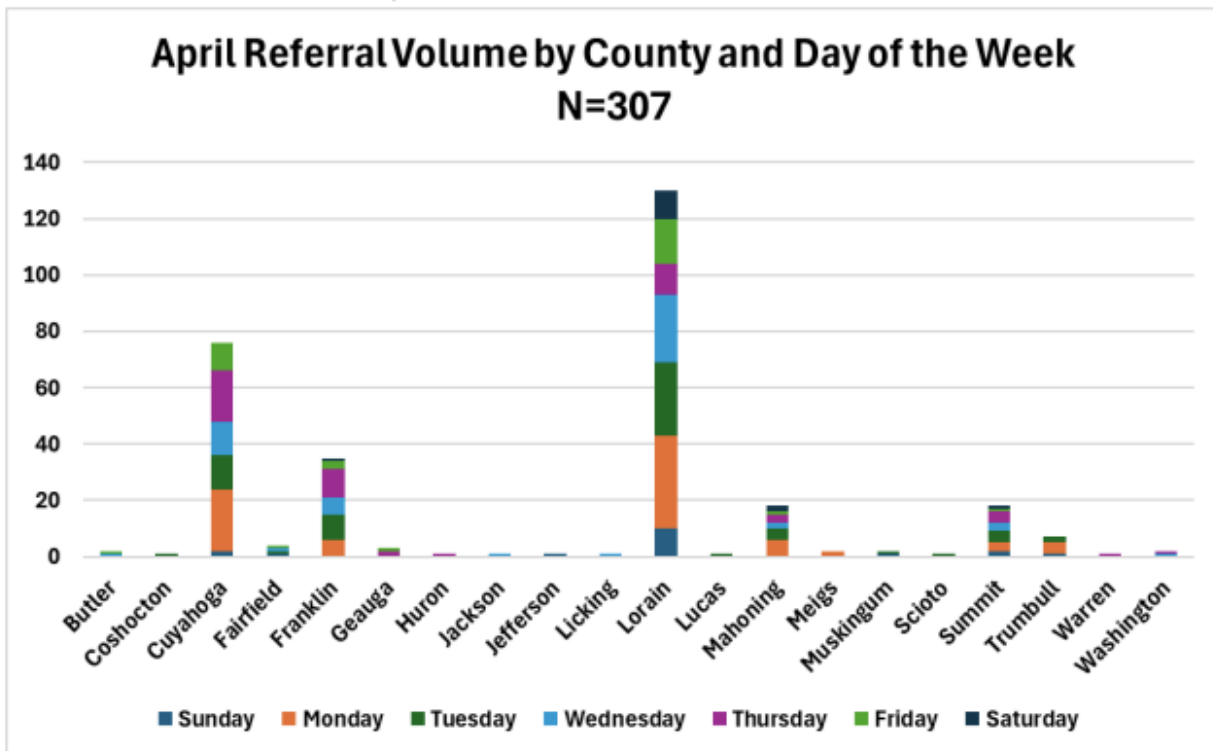
Funding recommendations for ACI total \$1,343,132 for FY25. The majority of funds will be used to support the delivery of **Mobile Response Stabilization Services (MRSS)**, a service for youth up to the age of 21 that expands the crisis continuum of care.

MRSS is delivered in three stages: 1. Screening and triage 2. Initial mobile intervention 3. Ongoing stabilization

The goals of MRSS are the following: Safety; Maintaining youth in the least restrictive setting; Diverting youth from hospital emergency rooms and inpatient hospitalization; Assist youth and families in skill building to prevent future crisis.

In FY24 through 4/30/24, the MRSS team has received 852 calls, averaging roughly 85/month as measured by the Data Management System through OHMHAS. Currently, the program hours of service are M-F, 24 hours each day. To maintain fidelity to the model, the service has been required to be delivered seven days each week, beginning 7/1/24. While call volume has been highest on M-W, roughly 10 calls per weekend are received. Those calls have received a traditional crisis response rather than a youth centric crisis response. In the past two fidelity audits from OMHAS, the program has scored well and will need to expand services to seven days each week to maintain that standing and continue to receive funding through OhioRise.

REFERRAL VOLUME: *The graphs below will represent the volume of referrals going from the Call Center to Providers on a monthly basis.*



The initial crisis services are delivered predominantly in the home (47%), followed by hospital emergency departments (39%) and lastly schools (10%). Stabilization services are accepted by 83% of those youth/families that have been assessed and released in the community. These services are delivered in the home or schools. Roughly 43% of youth are not connected with a service provider at the time of assessment.

The vast majority of the youth are discharged to home with a safety plan, referrals and stabilization services. There has been a rise in the number of youth requiring inpatient stabilization this fiscal year. This is a trend that is occurring locally, statewide and nationally according to data from OMHAS and SAMHSA.

| DISPOSITION | | | | | | | | | |
|---------------|------------|------------|-----------|------------|-----------|-----------|----------|----------|------------|
| | HOME | % | Hospital | % | JJ/TP | % | Respite | % | TOTALS |
| July-23 | 17 | 68% | 7 | 28% | 1 | 4% | | | 25 |
| August-23 | 24 | 65% | 8 | 22% | 5 | 14% | | | 37 |
| September-23 | 55 | 85% | 9 | 14% | 1 | 2% | | | 65 |
| October-23 | 46 | 79% | 12 | 21% | 0 | 0% | | | 58 |
| November-23 | 46 | 82% | 10 | 18% | 0 | 0% | | | 56 |
| December-23 | 40 | 82% | 9 | 18% | 0 | 0% | | | 49 |
| January-24 | 43 | 69% | 15 | 24% | 2 | 3% | 2 | 0 | 62 |
| February-24 | 44 | 68% | 16 | 25% | 4 | 6% | 1 | 0 | 65 |
| March-24 | 43 | 72% | 14 | 23% | 3 | 5% | 0 | | 60 |
| April-24 | | | | | | | | | |
| May-24 | | | | | | | | | |
| June-24 | | | | | | | | | |
| TOTALS | 358 | 75% | 84 | 18% | 16 | 3% | 3 | 0 | 477 |

ACI also seeks MHARS board funding for their outpatient counseling programs, which are provided predominantly in the community and school- based programming, including intervention and prevention. The outpatient counseling services were offered to 378 youth in the first half of FY24 and school- based services were offered to 463 youth in 10 schools.

ATTACHMENT C
APPLEWOOD CENTER

updated as of 04/09/2024

| SERVICE | ACTUAL FY19 | ACTUAL FY20 | ACTUAL FY21 | ACTUAL FY22 | ACTUAL FY23 | FY24 | | | | | | % Increase (Decrease) from prior year | RECOMMEND | | |
|---|----------------|----------------|----------------|----------------|----------------|---------------------|-------------------|----------------|----------|----------------|-----------------|--|---------------|------------------|----------|
| | | | | | | BEGINNING BUDGET | CURRENT BUDGET | ACTUALS | | | PROJECTED | | | VARIANCE | ASK FY25 |
| | | | | | | | | TOTAL | THROUGH | | | | | | |
| MH Medical & Related Services | 27,481 | 8,439 | 9,913 | 9,216 | 14,512 | 8,315 | 8,315 | 3,989 | 20240322 | 4,939 | | 15,000 | 80.4% | 8,315 | |
| MH Assessment, Evaluation & Testing | 8,976 | 4,647 | 4,207 | 1,162 | 14,846 | 11,073 | 11,073 | 5,395 | 20240306 | 8,386 | | 8,000 | -27.8% | 9,000 | |
| MH Counseling & Therapy Services | 53,780 | 71,068 | 40,541 | 32,224 | 12,694 | 3,145 | 3,145 | 5,355 | 20240315 | 9,396 | | 21,000 | 567.7% | 15,000 | |
| MH Coordination & Support Services (TBS) | 3,865 | 28,432 | 41,169 | 37,127 | 13,013 | 14,817 | 14,817 | 16,686 | 20240321 | 13,805 | | 45,000 | 203.7% | 14,817 | |
| MH Community Psychiatric Supportive Treatment | 22,832 | 20,351 | 4,758 | 1,798 | - | | | | | | | | | | |
| MH Intensive Home-Based Treatment | 44,635 | 55,844 | 2,195 | - | - | | | | | | | | 0.0% | | |
| Multisystemic Therapy (MST) | | | | | | | | | | | | | | | |
| | 44,632 | 54,289 | 35,909 | 40,105 | 38,574 | 46,082 | 46,082 | 10,998 | 20230831 | 65,808 | | 100,000 | 117.0% | 80,000 | |
| TREATMENT SERVICES SUBTOTALS | 206,201 | 243,070 | 138,692 | 121,632 | 93,639 | 83,432 | 83,432 | 42,423 | | 102,334 | 18,902 | 189,000 | 126.5% | 127,132 | |
| Prevention: MH Problem Identification & Referral | 18,238 | 19,600 | 5,240 | 40 | - | 2,000 | 2,000 | | | | | | | | |
| Prevention: MH Education (Consultation) | 36,621 | 33,430 | 4,670 | 24,460 | 12,540 | 20,000 | 20,000 | 12,946 | 20240325 | 19,092 | | | | | |
| Prevention: Education | 432 | 300 | 400 | 2,300 | 4,560 | 3,000 | 3,000 | | 20231026 | 156 | | | | | |
| PREVENTION SERVICES SUBTOTALS | 55,291 | 53,330 | 10,310 | 26,800 | 17,100 | 25,000 | 25,000 | 12,946 | | 19,248 | (5,752) | 30,000 | 20.0% | 25,000 | |
| Ohio Healthy Transitions Project | - | - | - | - | - | | | | | | | | | | |
| ECMH Counseling | - | 8,163 | 5,385 | 4,068 | 4,768 | 5,000 | 5,000 | | | | (5,000) | 5,000 | 0.0% | 4,000 | |
| DH Consultation | | | | | | | | | | | | | | | |
| | 25,000 | 25,000 | 25,000 | 25,000 | 45,001 | 80,000 | 100,000 | 56,328 | 20240228 | 82,772 | (17,228) | 177,124 | 77.1% | 100,000 | |
| ODYS Reentry Specialist | - | - | - | - | - | 31,347 | 31,347 | | | | (31,347) | 32,000 | | 32,000 | |
| Psych Incentive Waitlist | 7,000 | 2,000 | 5,000 | - | - | | | | | | | | | | |
| Psych Incentive # FTE's | 10,875 | 1,200 | 1,690 | 1,975 | 3,000 | 3,000 | 3,000 | 2,450 | 20240131 | 2,493 | (507) | 6,000 | 100.0% | 6,000 | |
| IHBT Staff Retention Bonus | 4,000 | 3,000 | - | - | - | | | | | | | | | | |
| IHBT Incentive | 22,000 | 13,000 | 2,500 | - | - | | | | | | | | | | |
| Youth Wraparound | 139 | 2,000 | - | - | - | | | | | | | | | | |
| Engagement & Outreach - Transitional Age Youth | - | - | - | - | - | | | | | | | | | | |
| Non-Billable Case Management | 9,484 | 14,003 | 842 | 834 | - | | | | | | | 3,000 | | 3,000 | |
| Crisis Liason | 221,728 | 250,060 | 322,612 | 165,518 | - | | | | | | | | | | |
| Miscellaneous Billings | 902 | - | - | - | - | | | | | | | | | | |
| Mobile Response Stabilization Services - Direct | | | | | | | | | | | | | | | |
| | - | - | - | - | 737,783 | 225,000 | 225,000 | 51,772 | 20240320 | 83,051 | (141,949) | | | 300,000 | |
| Mobile Response Stabilization Services - Indirect | - | - | - | 230,219 | - | 500,000 | 500,000 | 327,301 | 20240131 | 653,130 | 153,130 | 1,258,990 | 151.8% | 700,000 | |
| MRSS - Staff Incentive | - | - | - | - | 20,000 | 20,000 | 20,000 | | 20240630 | 20,000 | - | 92,000 | 360.0% | 46,000 | |
| Productivity Credits | 3,071 | 3,576 | - | 1,200 | - | | | | | | | 1,500 | | | |
| SUBTOTALS | 304,199 | 322,002 | 363,029 | 428,814 | 810,552 | 864,347 | 884,347 | 457,851 | | 841,446 | (42,901) | 1,575,614 | 78.2% | 1,191,000 | |

We have asked for expansion of this team and services as other agencies are not providing it

Applewood requested to add a partial FTE. We are not supporting this at this time.

Per OhioMHAS, MRSS Fidelity and requirements of accessing Aetna funding, program must expand in hours available beginning July 1.

Applewood implemented a new electronic health record this year (in conjunction with Bellefaire). The billing component of which has had significant glitches. Billing files have many rejections, resulting in denial of claims until the glitches are fixed. Fixing a bill file does not always mean fixing the larger glitch and the process continues each bill file (weekly, biweekly, monthly) requiring rework by hand at the agency. As a result, projections in treatment services and prevention are not accurate. In response, our funding recommendations are based on what is known as accurate (not EHR dependent), and on historic or flat funding.

Attachment D

UMADAOP

UPDATED AS OF 03/18/2024

| SERVICE | ACTUAL FY19 | ACTUAL FY20 | ACTUAL FY21 | ACTUAL FY22 | ACTUAL FY23 | FY24 | | | | | | ASK FY25 | % Increase (Decrease) from prior year | RECOMMEND |
|-----------------------|----------------|----------------|----------------|----------------|----------------|---------------------|-------------------|---------|----------|-----------|----------|----------|--|-----------|
| | | | | | | BEGINNING BUDGET | CURRENT BUDGET | ACTUALS | | PROJECTED | VARIANCE | | | |
| | | | | | | | | TOTAL | THROUGH | | | | | |
| Prevention Strategies | 95,000 | 95,000 | 95,188 | 95,188 | 95,188 | 95,188 | 95,188 | 71,391 | 20240331 | 95,188 | - | 160,000 | 68.1% | 160,000 |

With a current lack of capacity for the county specific to Gambling Prevention. Client choice does not exist as we have only one provider. We have asked and are developing UMADAOP to add Gambling Prevention to their existing services.

Governance Committee Meeting Report

Thursday, June 13, 2024 5:00 p.m. Conference Room

The Governance Committee shall review Board By-Laws and recommend revisions to the BOD for adoption. Any BOD member or the Executive Director may suggest By-Law changes for the Governance Committee to consider. All discussions regarding By-Law changes shall include input from the Executive Director.

The Committee will review and supervise Board Member attendance.

The Committee shall monitor and conduct self-evaluation surveys of BOD members to inform the future educational training needs of the BOD. These surveys shall be conducted not later than June of each year.

Committee Members Present: James Schaeper (CGO and Committee Chair), Dr. Hope Moon, Clifton Oliver, Daniel Urbin (ex officio)

Committee Members Absent: Tim Carrion, Michele Flanagan

Staff Present: Michael Doud, Vinaida Reyna

I. Informational

a. Review the Board of Directors' Self-Evaluation Survey

- After reviewing the evaluation results, 3 items were highlighted:
 - i. Question No. 2 – The Committee suggested revising the Agenda Process Sheet (APS) to ask “How does this support the Strategic Plan?”. The Executive Director will work on this suggestion with the Chief of Behavioral Health Services.
 - ii. Question No. 5 – The Committee wondered if the low number represented newly appointed members. A Board of Director’s training is offered yearly.
 - iii. Question No. 13 – The Committee suggested adding current bylaws to the tablets for quick referencing during all meetings.

b. Board Budget Review Process for FY25

- Michael Doud asked the members for their feedback on the FY2025 budget process. Committee members were encouraged to share any recommendation for change in the application and attachments. If there are any questions after today’s meeting, please reach out to Michael and Barry.

II. Recommendation

a. Walk-On: Time Limits – Committees

- After some discussion, the committee felt the need to edit the Bylaws Appendix A “Special Rules” no. 2 to add Committees to the rules of time limits. Per item discussions will not exceed 10 minutes. Please see attached draft of Appendix A.
- Dr. Hope Moon made a motion to present the draft to the full board for approval. Clifton Oliver seconded the motion. All in favor. Motion carried.

Governance Committee Agenda

Tuesday, May 16, 2023 6:30 p.m. Amy H. Levin Center

- III. Unfinished Business** – None at this time
- IV. New Business** – None at this time
- V. Determine Consent Agenda items**
 - Recommendation – Approval of suggested language change in Appendix A “Special Rules” Item 2 to reflect time limits to include Committee Meetings.

Adjournment at 5:44 p.m.

Next Meeting: as needed

The next 15 questions will use a linear scale. Please refer to this key for answering the questions below.

1 = Yes, this is true and I can personally explain how the Board fulfills this responsibility.

2 = I believe the Board fulfills this responsibility but I am not certain how it is done.

3 = I do not know if the Board fulfills this responsibility.

4 = I think the Board partially fulfills this responsibility but there is additional work needed.

5 = I do not believe the Board fulfills this responsibility. Work needs to be done.

Board of Directors' Self Evaluation of the Board's Functioning

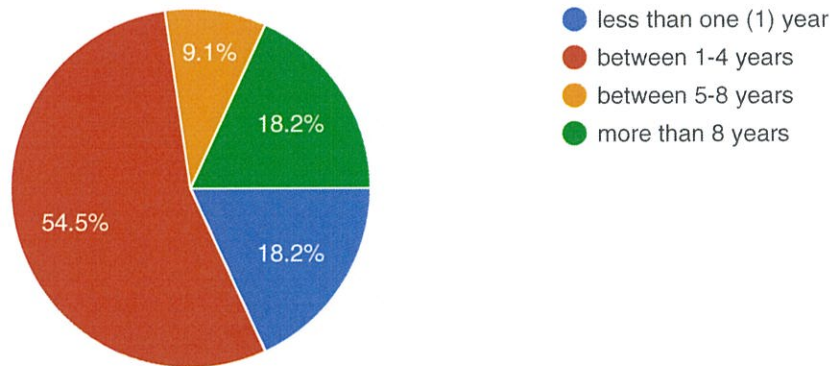
11 responses

[Publish analytics](#)

How many years have you served on the MHARS Board?

 Copy

11 responses



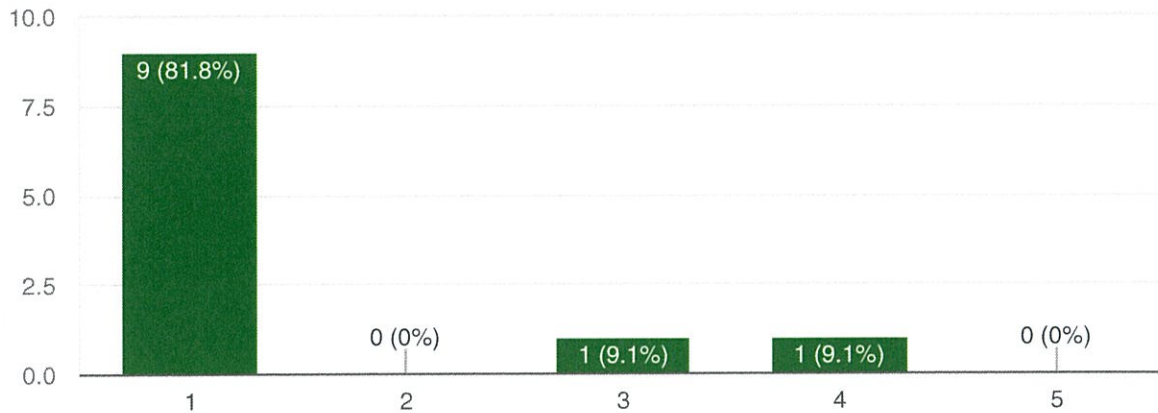
KEY FOR USING LINEAR SCALE:



1. The Board respects and upholds the organization's mission (MISSION: The mission of the Board is to improve the well-being of all members of our community by planning for, establishing and maintaining an effective, efficient, and quality system of mental health, addiction and recovery services for Lorain County).



11 responses

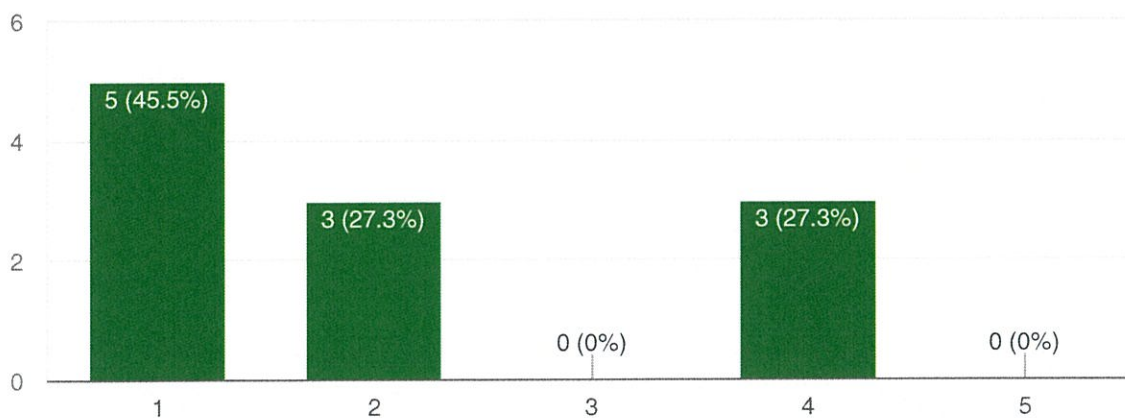


KEY FOR USING LINEAR SCALE:

2. The Board assesses the performance of the organization against the mission, strategic plan and its key program objectives.



11 responses



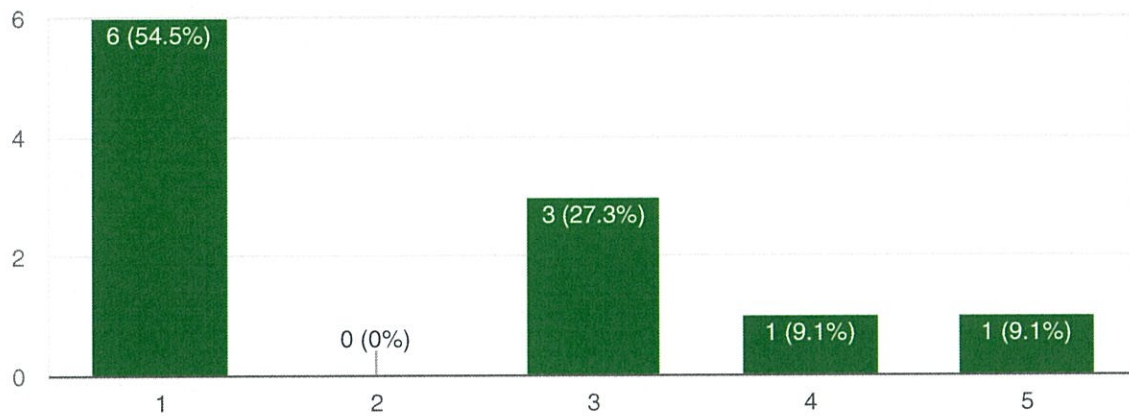
KEY FOR USING LINEAR SCALE:



3. The Board is adequately enforcing the stated policies on attendance and participation in meetings.



11 responses

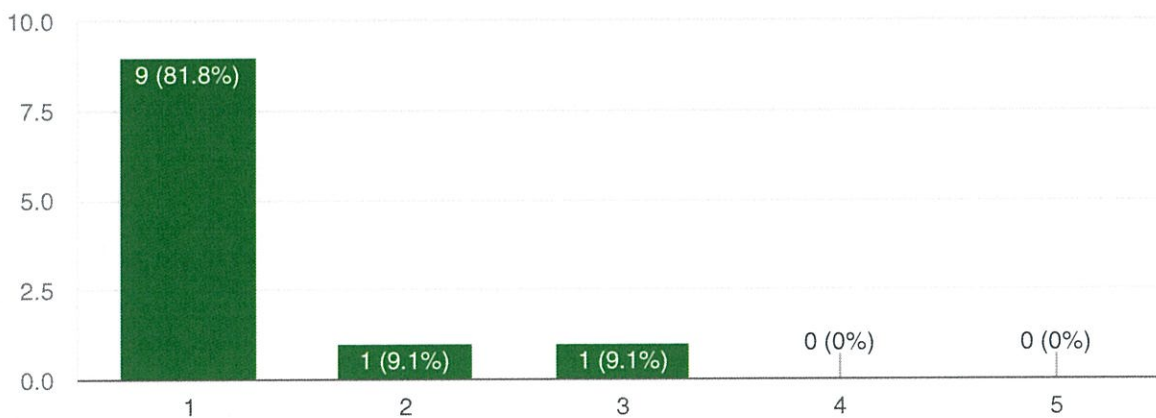


KEY FOR USING LINEAR SCALE:

4. The Board oversees the performance of the Executive Director, including conducting an annual performance review.



11 responses



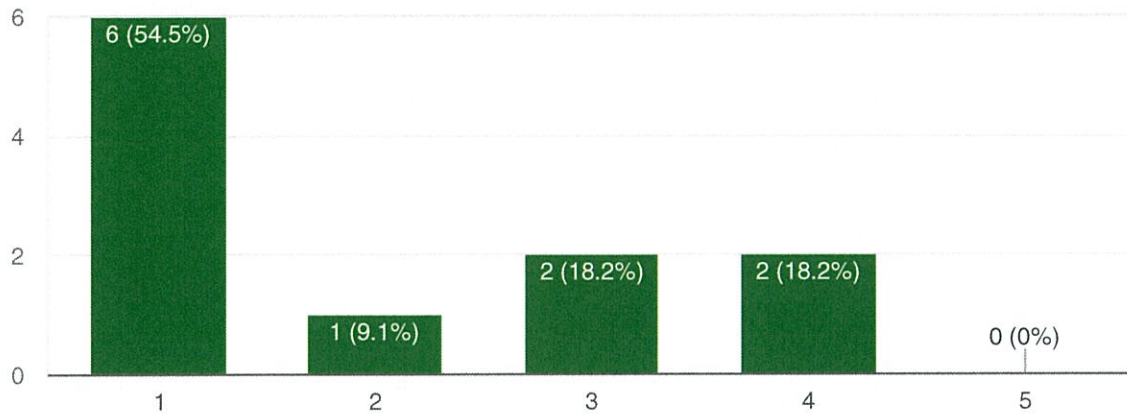
KEY FOR USING LINEAR SCALE:



5. The Board provides its members with sufficient education, training, professional and leadership development opportunities.



11 responses

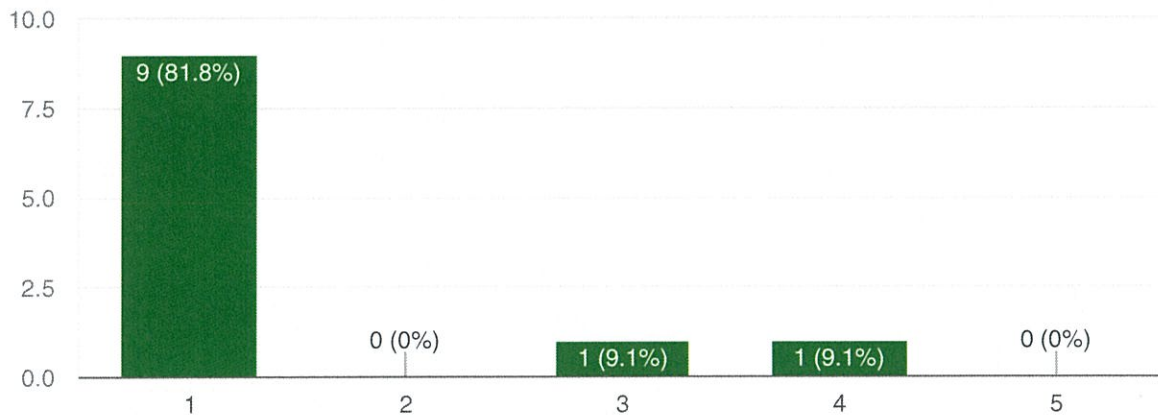


KEY FOR USING LINEAR SCALE:

6. The Board's process for nominating officers is clear and functions properly.



11 responses



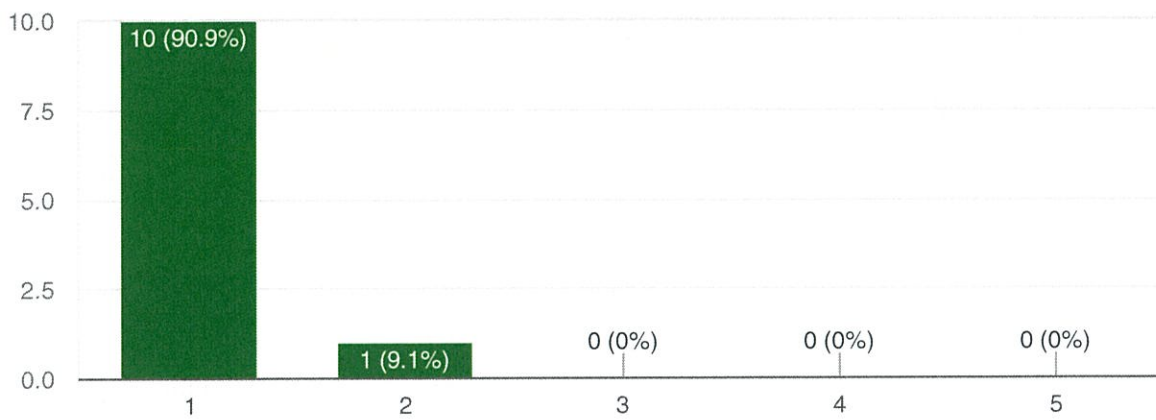
KEY FOR USING LINEAR SCALE:



7. The Board contains diverse expertise and experience to make it an effective governing body.



11 responses

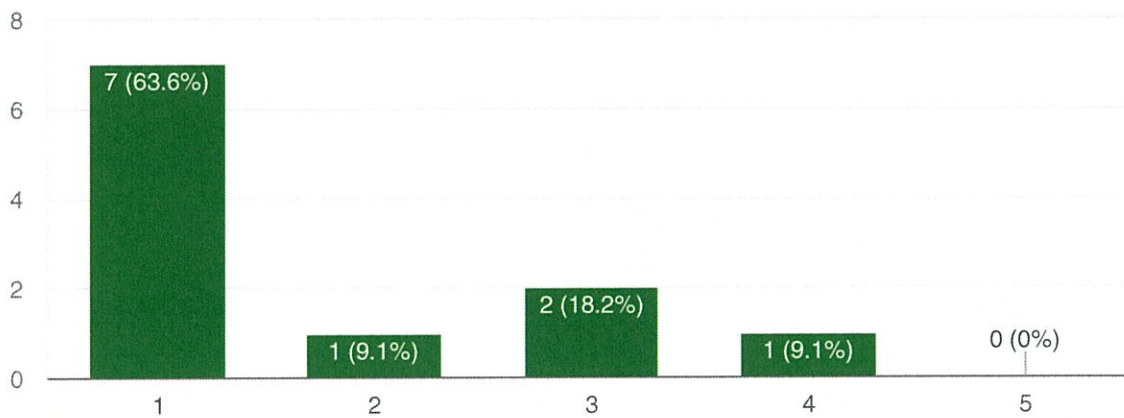


KEY FOR USING LINEAR SCALE:

8. The expectations for Board members are clearly defined and adequately communicated.



11 responses



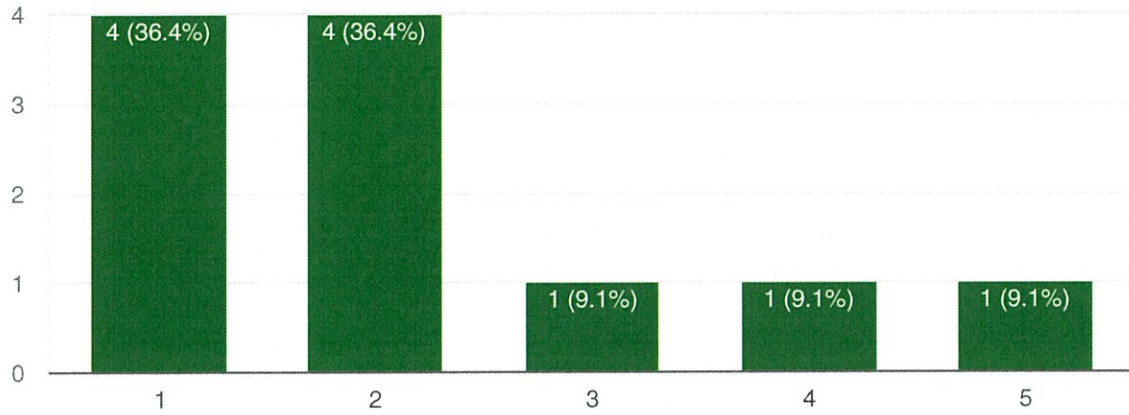
KEY FOR USING LINEAR SCALE:



9. There are adequate opportunities for Board Members to advocate with state and federal officials, as well as members of the community to advance the Board's mission.



11 responses

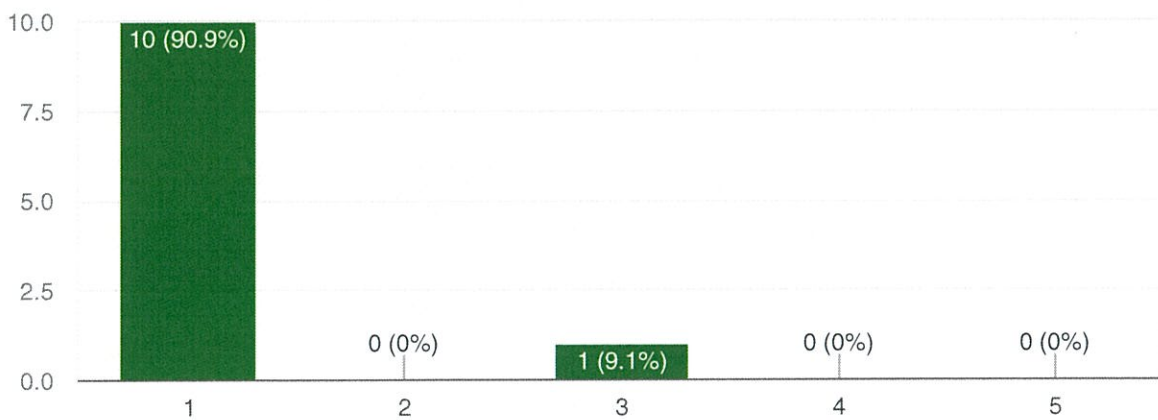


KEY FOR USING LINEAR SCALE:

10. The Board has established a climate of trust and respect between the Board and the Executive Director.



11 responses



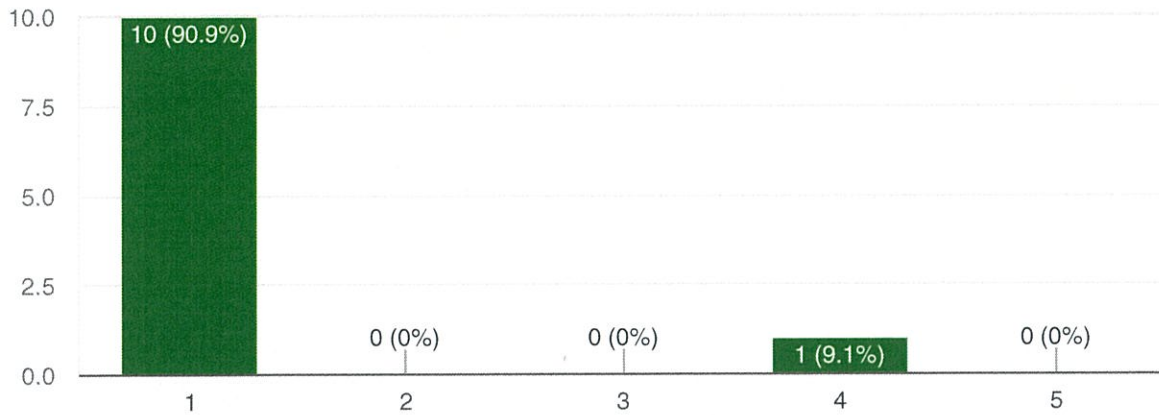
KEY FOR USING LINEAR SCALE:



11. The Board annually reviews the MHARS Board Operating Budget.



11 responses

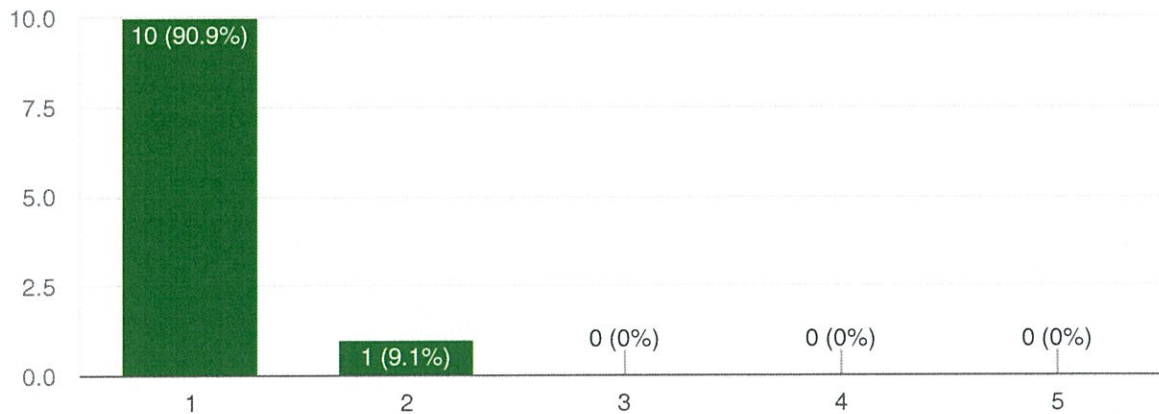


KEY FOR USING LINEAR SCALE:

12. The Board receives and reviews the monthly financial reports.



11 responses



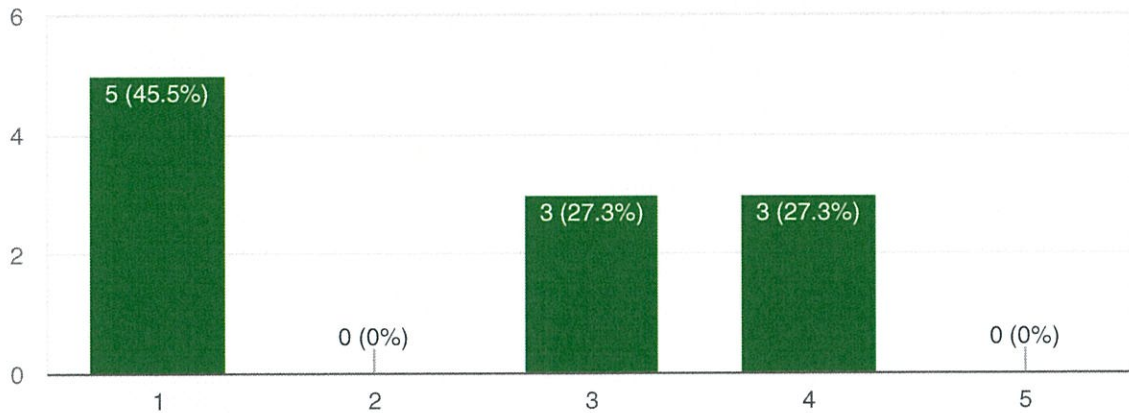
KEY FOR USING LINEAR SCALE:



13. Board of Directors are familiar with their bylaws.



11 responses

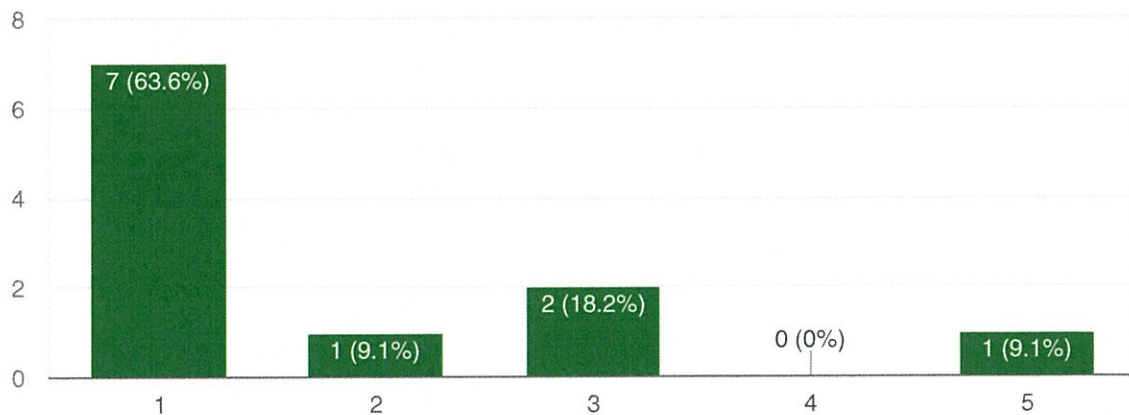


KEY FOR USING LINEAR SCALE:

14. Board of Directors are prepared for meetings and review the information that is made available by staff in advance of the meeting.



11 responses



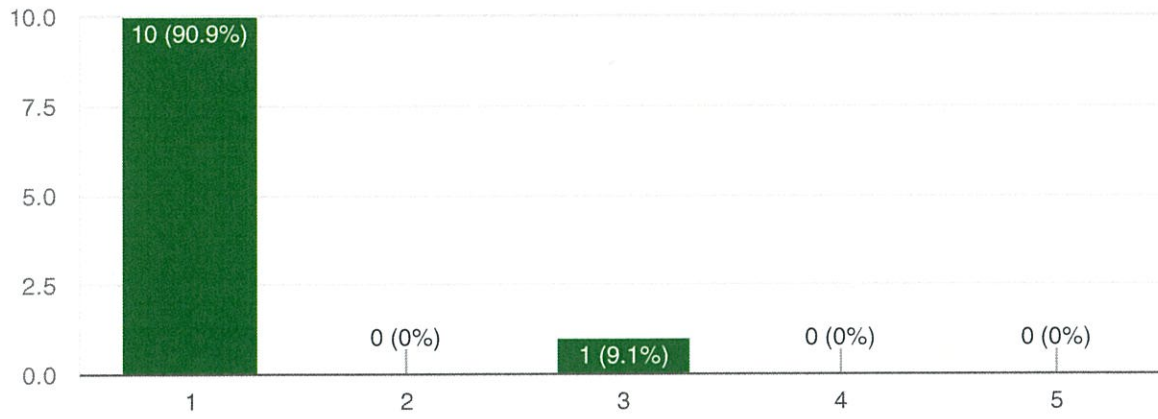
KEY FOR USING LINEAR SCALE:



15. Board and committee meetings are well organized, productive and make good use of Board members' time.



11 responses



KEY FOR USING LINEAR SCALE:



Suggest Training Needs for Board of Directors (e.g. Roberts Rules, Governance, ByLaws, History of the Board, Role of the ADAMH Boards, etc.):

11 responses

Board members being prepared for Board Meetings, Board Members getting involved with community projects

Additional dialogue, differing points of view

The overall structure of the Mental Health Board, Community Agencies and their functions, Overview of Mental Health and Substance Abuse diagnosis.

ByLaws, Boards Role

none

history of the Board /Boards

ByLaws and Role of the Board

Robert's Rules

I feel the current experienced members do a good job with new members up to speed.

Semi Annual BOD training sessions that focus on the responsibilities of the members and their committee duties.

History of the Board



Comments:

5 responses

The Board membership should be reduced to state minimum. Committee meeting could all be combined to group work meeting

it's good to know where we came from and why things were changed

My first submission had the wrong linear scale answers

I think board member training is very important.

I think all the members care about our Lorain county.

THANK YOU!

This content is neither created nor endorsed by Google. [Report Abuse](#) - [Terms of Service](#) - [Privacy Policy](#)

Google Forms



APPENDIX A

Mental Health, Addiction and Recovery Services Board of Lorain County

“Special Rules”

Adapted from *RONR, 11th Edition*, § 49, **Conduct of Business in Boards**

GENERAL PROCEDURE: The executive board of an organized society operates under the society’s bylaws, the society’s parliamentary authority, and any special rules of order or standing rules of the society which may be applicable to it. Such a board may adopt its own special rules of order or standing rules only to the extent that such rules do not conflict with any of the rules of the society listed above ... A board that is not part of a society can adopt its own rules, provided that they do not conflict with anything in the legal instrument under which the board is constituted. [Emphasis added.]

Under the general parliamentary law, business is transacted in large boards according to the same rules of procedure as in other deliberative assemblies. In smaller boards, these rules apply as far as practicable, with the exceptions noted below....

PROCEDURE IN SMALL BOARDS: In a board meeting where there are not more than about a dozen members present, some of the formality that is necessary in a large assembly would hinder business. The [special] rules governing such meetings are different from the rules that hold in other assemblies ... “

With *RONR* (above) as parliamentary authority, the Mental Health, Addiction and Recovery Services Board of Lorain County adopts these "Special Rules" for the conduct of its full Board and Committee meetings:

1. A member may raise a hand instead of standing when seeking to obtain the floor, and may remain seated while making motions or speaking. In providing the floor, the chairperson recognizes the member or other speaker by name.
2. There is a limit to the number of times a member can speak to a debatable question. Members may speak up to 2 times per debatable question with 2-minute limit each time. The agenda item will list the allotted time per item but not to exceed 15 10 minutes, if no time is noted on the agenda. However, motions to close or limit debate, including motions to limit the number of times a member can speak to a question, are in order even in Committee meetings of a small board, although occasions where they are necessary or appropriate may be rarer than in larger assemblies. (Appeals, on the other hand, are debatable under the regular rules – that is, the chairperson may speak twice in debate on them, and each member can speak only once.)
3. Informal discussion of a subject is permitted while no motion is pending.
4. The chairperson may, without leaving the chair, speak in informal discussions and in debate, and vote on all questions.
5. Roll call votes shall be taken for motions to enter into executive session, motions concerning

the allocation of funds and/or the authorization of contracts, or for other matters as required by law. Voice votes shall be taken for all other motions. Any member may ask the Chair for a roll call vote on any motion. If this request is supported by at least one additional Board Member, a roll call vote shall be taken. In all cases a simple majority shall determine the question.

(Appendix A adopted under Resolution 16-04-12 on 4/28/16; Revised under Amended Resolution 16-09-07 on 9/22/16; Revised on 12/1/16 - Lorain County Board of Mental Health. – this has been updated to reflect the Mental Health, Addiction and Recovery Services Board of Lorain County.)

11/15/2023 Appendix A No. 2 was amended to add time limits during debatable questions under Resolution 23-11-15.

DRAFT

Finance Committee Meeting Report

Tuesday, June 18, 2024 5:00 p.m. Conference Room

FINANCE COMMITTEE: The Finance Committee shall review all expenditures of the Board monthly financial statements and shall report on these to the BOD. The Committee shall review the annual budget proposed by the Executive Director and shall make recommendations on the annual budget to the BOD.

The Committee shall review results from the annual county financial audit and monitor the implementation of any corrective action plans required by the audit.

Committee Members Present: Tim Barfield (Committee Chair), Monica Bauer, Michael Finch and Pat McGervey

Staff Present: Michael Doud and Barry Habony

The Finance Committee met at the MHARS Board Office – Conference Room on June 18, 2024 at 5:00 p.m. and reports four (4) recommendations.

Recommendations:

- Approval of the Fiscal Year 24 Statement of Revenue and Expenses and Statement of Cash Position** – The Committee reviewed the attached fiscal year 24 Statement of Revenue and Expenses and Statement of Cash Position, along with supporting schedules for the period ended May 2024 and found them to be in order.

(Resolution 24-06-06) The Committee Recommends approval of the fiscal year 24 financial statements for the period ended May 2024.
- Approval of the MHARS Board Listing of Expenses for May** – The Committee reviewed the attached Listing of Expenses for May 2024 totaling \$2,256,961.73 and found them to be in order.

(Resolution 24-06-07) The Committee Recommends approval of the MHARS Board May 2024 Listing of Expenses.
- Approval of the MHARS Board Revised Budget for Fiscal Year 25** – The Committee reviewed the attached MHARS Board Revised Budget for Fiscal Year 25. The budget revisions for fiscal year 25 were found to be in order.

(Resolution 24-06-08) The Committee Recommends approval of the MHARS Board Revised Budget for Fiscal Year 25.
- Approval of Contracts** – The Committee reviewed the attached list of *Contracts to be Authorized by the MHARS Board of Directors*, which includes contracts recommended for approval from the Community Planning & Oversight Committee and found them to be in order.

Finance Committee Meeting Report

Tuesday, June 18, 2024 5:00 p.m. Conference Room

(Resolution 24-06-09) The Committee Recommends that the Executive Director be authorized to execute the *Contracts to be Authorized by the MHARS Board of Directors*.

Next Meeting of the Finance Committee is tentatively scheduled for Tuesday, August 20, 2024 at 5:00pm at the MHARS Board Office – Conference Room.

MENTAL HEALTH, ADDICTION AND RECOVERY SERVICES BOARD OF LORAIN COUNTY

STATEMENT OF REVENUES AND EXPENSES FY24

Unaudited

JULY 1, 2023 TO May 31, 2024

| | BUDGET | | ACTUAL | | | |
|--|------------------------|------------------------|------------------------|-----------------------|---------------------|---------------|
| | AMENDED FY24 BUDGET | YEAR TO DATE BUDGET | YEAR TO DATE ACTUAL | MAY 2024 | VARIANCE | % OF VARIANCE |
| REVENUES | | | | | | |
| Levy 0.6 mill 5-year renewal expires 12/31/22 | \$ 3,861,364 | \$ 3,861,364 | \$ 3,961,579 | \$ - | \$ 100,215 | 2.6% |
| Levy 1.2 mill 10-year renewal expires 12/31/24 | 8,276,900 | 8,276,900 | 8,489,379 | - | 212,479 | 2.6% |
| Local Grants | 91,130 | 73,849 | 73,849 | 4,900 | - | 0.0% |
| State Allocations & Grants | 2,841,176 | 2,679,003 | 2,679,003 | 17,869 | - | 0.0% |
| Federal Allocations & Grants | 5,792,745 | 4,258,125 | 4,269,558 | 220,453 | 11,433 | 0.3% |
| Pass-Through Grants | 1,016,390 | 952,281 | 952,281 | - | - | 0.0% |
| Integrated Services Partnership | - | - | 66,780 | 20 | 66,780 | 100.0% |
| Capital Reimbursements | 6,600,000 | 1,350,000 | 1,350,000 | - | - | 0.0% |
| Miscellaneous | 189,190 | 154,768 | 106,069 | 1,614 | (48,699) | -31.5% |
| TOTAL REVENUES | \$ 28,668,895 | \$ 21,606,290 | \$ 21,948,498 | \$ 244,856 | \$ 342,208 | 1.6% |
| EXPENSES | | | | | | |
| Personnel - Salary & Benefits | \$ 2,180,000 | \$ 1,986,673 | \$ 1,759,060 | \$ 182,057 | \$ 227,613 | 11.5% |
| Operating | 444,000 | 410,472 | 360,033 | 73,248 | 50,439 | 12.3% |
| Printing & Advertising | 75,000 | 68,310 | 35,979 | 11,332 | 32,331 | 47.3% |
| Capital Outlay | 40,000 | - | - | - | - | 0.0% |
| Crisis Receiving Center | 8,350,286 | 2,366,693 | 2,366,693 | 709,333 | - | 0.0% |
| Auditor & Treasurer Fees - Levy | 211,500 | 211,500 | 191,524 | - | 19,976 | 9.4% |
| Integrated Services Partnership | 1,260,033 | 1,050,020 | 752,226 | 67,293 | 297,794 | 28.4% |
| Pass-Through Grants | 1,016,390 | 952,281 | 952,281 | - | - | 0.0% |
| Agency & Community | 2,759,333 | 2,199,864 | 1,373,682 | 82,512 | 826,182 | 37.6% |
| Network Agency Contracts | 16,900,234 | 14,193,628 | 11,658,953 | 1,313,243 | 2,534,675 | 17.9% |
| TOTAL EXPENSES | \$ 33,236,776 | \$ 23,439,441 | \$ 19,450,431 | \$ 2,439,018 | \$ 3,989,010 | 17.0% |
| NET | \$ (4,567,881) | \$ (1,833,151) | \$ 2,498,067 | \$ (2,194,162) | \$ 4,331,218 | |

| | |
|--------------------|-----------|
| Payroll | 182,057 |
| Report of Expenses | 2,256,961 |
| | 2,439,018 |

MENTAL HEALTH, ADDICTION AND RECOVERY SERVICES BOARD OF LORAIN COUNTY

STATEMENT OF CASH POSITION FY24

Unaudited

JULY 1, 2023 TO MAY 31, 2024

| | AMENDED FY24 BUDGET | YEAR TO DATE ACTUAL |
|---|------------------------|---------------------|
| Board Levy Cash Balance - Beginning of Period | \$16,129,806 | \$16,129,806 |
| Board Levy Cash Balance - End of Period | \$14,028,725 | \$18,895,360 |
| Board Unrestricted Cash Balance - Beginning of Period | \$0 | \$0 |
| Board Unrestricted Cash Balance - End of Period | \$0 | \$0 |
| Local/State/Federal Allocations & Grants Cash Balance - Beginning of Period | \$1,236,810 | \$1,236,810 |
| Local/State/Federal Allocations & Grants Cash Balance - End of Period | \$30,043 | \$1,654,768 |
| Pass-Through Cash Balance - Beginning of Period | \$0 | \$0 |
| Pass-Through Cash Balance - End of Period | \$0 | \$0 |
| ISP Cash Balance Held by Board as Fiscal Agent - Beginning of Period | \$1,793,022 | \$1,793,022 |
| ISP Cash Balance Held by Board as Fiscal Agent - End of Period | \$532,989 | \$1,107,577 |
| Total Cash Balance - Beginning of Period | \$19,159,638 | \$19,159,638 |
| Total Cash Balance - End of Period | \$14,591,757 | \$21,657,705 |
| Net Difference | (\$4,567,881) | \$2,498,067 |

| | | |
|--|--|---------------------|
| Board Levy Cash Balance | | \$14,028,725 |
| Reserve: Committed to Crisis Receiving Center Capital | | (\$6,261,414) |
| Reserve: Committed to Crisis Receiving Center Operations for 5 yrs | | (\$4,889,318) |
| Reserve: Capital Improvements | | (\$60,000) |
| Reserve: Sick/Vacation Payout at Retirement or Separation | | (\$291,624) |
| Reserve: Cash Flow | | (\$1,800,000) |
| Board Levy Unobligated Cash Balance | | \$726,369 |

Allocations & Grants Supporting Schedule

| | <u>FY24 BUDGET</u> | <u>FY24 RECEIVED</u> |
|---|--------------------|----------------------|
| Local Grants: | | |
| Hold for Unallocated | 1,270 | - |
| Suicide Prevention Coalition | 2,050 | 2,050.00 |
| OACBHA Week of Appreciation | 1,680 | 1,680.00 |
| Collective Impact | 86,130 | 70,119.36 |
| | <u>91,130</u> | <u>73,849.36</u> |
| State Allocations & Grants: | | |
| Access to Wellness Recovery Supports | 201,300 | 100,650.00 |
| Community Innovations - Community Medication (Psychotropic Drug) | 100,000 | 60,906.00 |
| Continuum of Care - Board Elected and Additional Community Investment | 88,631 | 88,631.00 |
| Continuum of Care - Community Investments (Both MH & SUD) | 366,184 | 366,184.00 |
| Continuum of Care - Community Investments (Central Pharmacy) | 23,000 | 18,071.62 |
| Continuum of Care - Community Investments (MH Portion) | 889,208 | 889,208.00 |
| Continuum of Care - Community Investments (SUD Portion) | 139,646 | 139,646.00 |
| Continuum of Care - Crisis Flexible Funds | 146,025 | 146,025.00 |
| Continuum of Care - Crisis Infrastructure Funds | 50,000 | 50,000.00 |
| Continuum of Care - NEO Collaborative Jail Program | 70,000 | 52,500.00 |
| Criminal Justice Services - Addiction Treatment Program (ATP) | 330,000 | 330,000.00 |
| Criminal Justice Services - Community Transition Program (CTP) | 90,000 | 90,000.00 |
| Criminal Justice Services - Forensic Monitoring | 7,850 | 7,850.00 |
| Prevention & Wellness - Early Intervention | 55,000 | 55,000.00 |
| Prevention & Wellness - Prevention Services Evidence Based Practice (EBP) | 24,800 | 24,800.00 |
| Prevention & Wellness - Primary Prevention | 22,685 | 22,685.00 |
| Prevention & Wellness - Project AWARE | 50,000 | 50,000.00 |
| Problem Casino/Gambling Addiction - SUD Gambling Addiction Prevention/Treatment | 98,947 | 98,947.00 |
| Recovery Housing Operating Allocation | 50,900 | 50,900.00 |
| Recovery Housing Landlord Incentive Program | 37,000 | 37,000.00 |
| | <u>2,841,176</u> | <u>2,679,003.62</u> |
| Federal Allocations & Grants: | | |
| Housing and Urban Development (HUD) Grant - Shelter + Care | 465,439 | 373,257.00 |
| Hospital Access Program | 181,600 | 181,600.00 |
| Mental Health Block Grant | 172,144 | 172,144.00 |
| Mental Health Court Grant | 7,500 | 7,500.00 |
| Mobile Response and Stabilization Services (MRSS) | 50,000 | 50,000.00 |
| Projects for Assistance in Transition from Homelessness (PATH) Grant | 92,363 | 68,287.07 |
| State Opioid & Stimulant Response (SOSR) Grant - Local Project Treatment and Recovery (Jul-Sep FFY23) SOS 3.0 | 738,019 | 738,018.61 |
| State Opioid & Stimulant Response (SOSR) Grant - Local Project Treatment and Recovery (Oct-Sep FFY24) SOS 3.2 | 2,255,152 | 1,058,342.60 |
| State Opioid Response (SOR) Grant - Care Teams and Education Media Campaign | 62,964 | 62,964.47 |
| State Opioid & Stimulant Response (SOS) Grant - Overdose Awareness Day | 2,652 | 2,652.14 |
| Substance Abuse Block Grant (SABG) - Adolescent Treatment Services | 276,573 | 114,528.17 |
| Substance Abuse Prevention and Treatment (SAPT) Block Grant - Prevention | 295,762 | 295,762.00 |
| Substance Abuse Prevention and Treatment (SAPT) Block Grant - Treatment | 743,682 | 743,682.00 |
| Title XX Grant | 148,895 | 100,820.00 |
| Treatment Access for Adults with Alcohol Use Disorder | 300,000 | 300,000.00 |
| | <u>5,792,745</u> | <u>4,269,558.06</u> |
| Pass-Through Grants: | | |
| Lorain County Domestic Relations Family and Juvenile Drug Court | 82,616 | 18,506.39 |
| Subsidized Docket Support - Specialized Docket Payroll Subsidy Project | 350,000 | 350,000.00 |
| Substance Abuse Block Grant (SABG) - Circle for Recovery | 100,000 | 100,000.00 |
| Women's Treatment & Recovery | 483,774 | 483,774.00 |
| | <u>1,016,390</u> | <u>952,280.39</u> |

Agency & Community Supporting Schedule

| | Allocation/Grant FY24 Budget | Levy FY24 Budget | TOTAL FY24 BUDGET | Allocation/Grant FY24 Expense | Levy FY24 Expense | TOTAL FY24 EXPENSE |
|--|---------------------------------|---------------------|----------------------|----------------------------------|----------------------|-----------------------|
| Supplies/Materials/Other | - | 4,695 | 4,695 | - | 1,668.09 | 1,668.09 |
| Contractual/Purchased Services (Trainings, Consultations, Housing Inspections etc.) | - | 89,307 | 89,307 | - | 27,673.72 | 27,673.72 |
| Pooled Agency Services (Bilingual Staff Incentive, Internship, Interpreting, Youth Wrap) | - | 28,500 | 28,500 | - | 4,078.71 | 4,078.71 |
| Bridge Pointe Commons - Front Desk and Security | - | 168,372 | 168,372 | - | 137,219.21 | 137,219.21 |
| Lorain County Sheriff Jail Re-Entry Coordinator | 79,701 | - | 79,701 | 53,717.80 | - | 53,717.80 |
| Transport Services - LifeCare | - | 25,000 | 25,000 | - | 5,177.81 | 5,177.81 |
| Adult Inpatient Local Bed Days (Mercy) - Hospital Access Program | 181,600 | 10,000 | 191,600 | 162,400.00 | - | 162,400.00 |
| Indigent/Youth Inpatient Local Bed Days (Various other than Mercy) | - | 70,000 | 70,000 | - | 17,200.00 | 17,200.00 |
| Respite (Blessing House) | - | 5,000 | 5,000 | - | 5,000.00 | 5,000.00 |
| Youth Led Suicide "You Belong" Initiative | - | 40,000 | 40,000 | - | 34,309.89 | 34,309.89 |
| Ad Hoc Disparities | - | 20,000 | 20,000 | - | 20,300.00 | 20,300.00 |
| The Confess Project | 8,000 | 21,256 | 29,256 | 8,000.00 | 15,749.00 | 23,749.00 |
| FCFC Funding | - | 40,000 | 40,000 | - | 40,000.00 | 40,000.00 |
| Housing Needs Assessment | - | 25,000 | 25,000 | - | - | - |
| Lorain Housing Project Capital Allocation | - | 250,000 | 250,000 | - | - | - |
| Primary Purpose Capital Allocation | - | 66,263 | 66,263 | - | 30,891.01 | 30,891.01 |
| Hold for Unallocated | 1,267 | - | 1,267 | - | - | - |
| OACBHA Week of Appreciation | 1,680 | - | 1,680 | 1,099.21 | - | 1,099.21 |
| NAMI - CIT - NEOMED | 3,310 | - | 3,310 | 557.46 | - | 557.46 |
| Community Collective Impact Grant | 86,134 | 6,787 | 92,921 | 69,869.36 | 8,067.45 | 77,936.81 |
| Suicide Prevention Coalition | 2,675 | - | 2,675 | 239.27 | - | 239.27 |
| Opiate Outreach | 56,000 | - | 56,000 | 35,543.70 | - | 35,543.70 |
| Addiction Treatment Program (ATP) | 353,231 | - | 353,231 | 261,351.00 | - | 261,351.00 |
| Prevention & Wellness | 312,419 | - | 312,419 | 39,212.40 | - | 39,212.40 |
| Psychotropic Drug Program | 100,000 | 20,000 | 120,000 | 60,585.00 | 4,848.12 | 65,433.12 |
| Central Pharmacy | 8,000 | - | 8,000 | 3,392.62 | - | 3,392.62 |
| Access to Wellness Recovery Supports | 311,898 | - | 311,898 | 88,768.76 | - | 88,768.76 |
| COVID Mitigation | 32,098 | - | 32,098 | 32,097.33 | - | 32,097.33 |
| Mental Health Court | 7,500 | - | 7,500 | 2,436.29 | - | 2,436.29 |
| Landlord Incentive Program | 37,000 | - | 37,000 | - | - | - |
| SOS 3.0 (Oct-Sep FFY23) | 72,992 | - | 72,992 | 72,991.86 | - | 72,991.86 |
| SOS 3.2 (Oct-Sep FFY24) | 148,032 | - | 148,032 | 63,620.10 | - | 63,620.10 |
| SOSR Care Teams and Education Media | 62,963 | - | 62,963 | 62,964.47 | - | 62,964.47 |
| SOSR Overdose Awareness Day | 2,653 | - | 2,653 | 2,652.14 | - | 2,652.14 |
| | 1,869,153 | 890,180 | 2,759,333 | 1,021,498.77 | 352,183.01 | 1,373,681.78 |

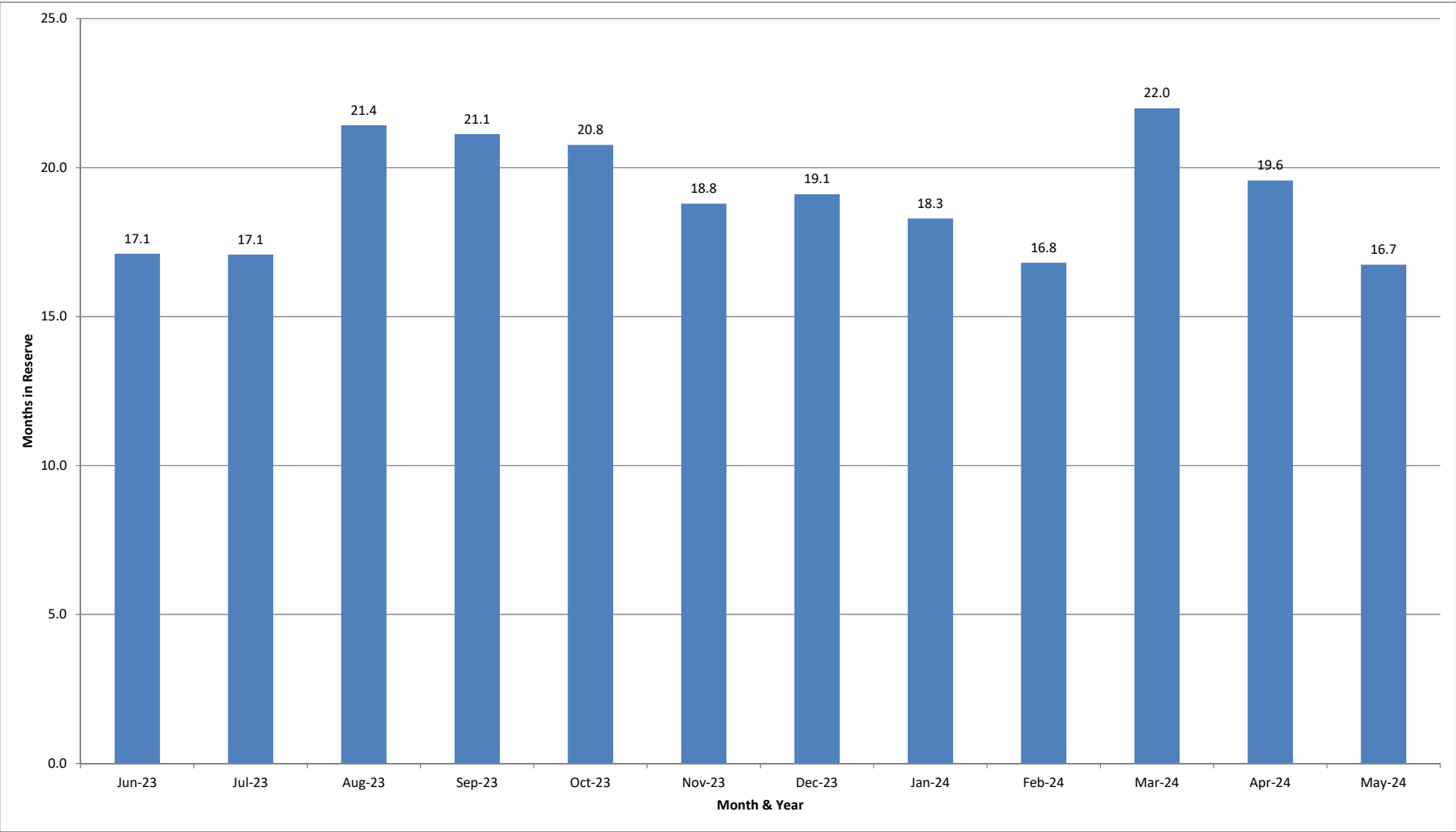
Network Agency Contracts Supporting Schedule

| | Allocation/Grant FY24 Budget | Levy FY24 Budget | TOTAL FY24 BUDGET | Allocation/Grant FY24 Expense | Levy FY24 Expense | TOTAL FY24 EXPENSE |
|--|---------------------------------|---------------------|----------------------|----------------------------------|----------------------|-----------------------|
| Applewood | 291,573 | 701,206 | 992,779 | 62,882.05 | 460,096.80 | 522,978.85 |
| Beech Brook | - | 37,200 | 37,200 | - | 43,719.97 | 43,719.97 |
| Bellefaire JCB | - | 357,012 | 357,012 | - | 65,770.76 | 65,770.76 |
| Big Brothers Big Sisters | 79,574 | 40,226 | 119,800 | 79,800.00 | 40,000.00 | 119,800.00 |
| Catholic Charities | - | 194,000 | 194,000 | - | 105,970.24 | 105,970.24 |
| El Centro | 18,600 | 270,218 | 288,818 | 17,050.00 | 184,386.23 | 201,436.23 |
| Far West | - | 165,014 | 165,014 | - | 134,006.74 | 134,006.74 |
| Gathering Hope House | - | 375,000 | 375,000 | - | 367,329.84 | 367,329.84 |
| LCADA Way | 1,265,790 | 25,000 | 1,290,790 | 743,400.99 | 11,250.00 | 754,650.99 |
| Let's Get Real | 426,857 | 29,000 | 455,857 | 307,375.50 | - | 307,375.50 |
| Lorain County Health & Dentistry | 221,541 | - | 221,541 | 172,720.90 | - | 172,720.90 |
| Lorain Urban Minority Alcoholism and Drug Abuse Outreach Program (UMADAOP) | 157,864 | - | 157,864 | 143,105.13 | - | 143,105.13 |
| Lutheran Metropolitan Ministry - Guardianship Services | - | 49,000 | 49,000 | - | 36,750.00 | 36,750.00 |
| MedMark Treatment Centers (Baymark Health) | 144,174 | - | 144,174 | 132,466.70 | - | 132,466.70 |
| NAMI | - | 140,000 | 140,000 | - | 140,000.00 | 140,000.00 |
| Neighborhood Alliance | 154,931 | 27,455 | 182,386 | 101,382.88 | 16,626.67 | 118,009.55 |
| New Directions (Crossroads Health) | - | 57,000 | 57,000 | - | 67,627.12 | 67,627.12 |
| New Sunrise | 465,439 | 348,833 | 814,272 | 375,257.00 | 278,750.95 | 654,007.95 |
| NORA | 207,286 | - | 207,286 | 135,311.72 | - | 135,311.72 |
| Nord Center | 2,119,516 | 4,489,328 | 6,608,844 | 1,881,184.01 | 3,614,428.99 | 5,495,613.00 |
| Ohio Guidestone | 42,106 | 534,520 | 576,626 | 16,715.41 | 373,839.47 | 390,554.88 |
| Pathways | - | 65,000 | 65,000 | - | 52,837.20 | 52,837.20 |
| Place to Recover Training and Resource Center | 594,629 | - | 594,629 | 424,011.52 | - | 424,011.52 |
| Primary Purpose | 200,000 | - | 200,000 | - | - | - |
| Road to Hope House | 685,511 | - | 685,511 | 596,307.45 | - | 596,307.45 |
| Safe Harbor/Genesis House | - | 170,000 | 170,000 | - | 170,000.00 | 170,000.00 |
| Silver Maple Recovery | 344,524 | - | 344,524 | 228,442.85 | - | 228,442.85 |
| Stella Maris | 111,800 | - | 111,800 | 78,148.50 | - | 78,148.50 |
| | <u>7,531,715</u> | <u>8,075,012</u> | <u>15,606,727</u> | <u>5,495,562.61</u> | <u>6,163,390.98</u> | <u>11,658,953.59</u> |
| <i>Reserves</i> | - | 212,810 | 212,810 | | | |
| <i>Unallocated</i> | 433,897 | 646,800 | 1,080,697 | | | |
| | <u>7,965,612</u> | <u>8,934,622</u> | <u>16,900,234</u> | | | |

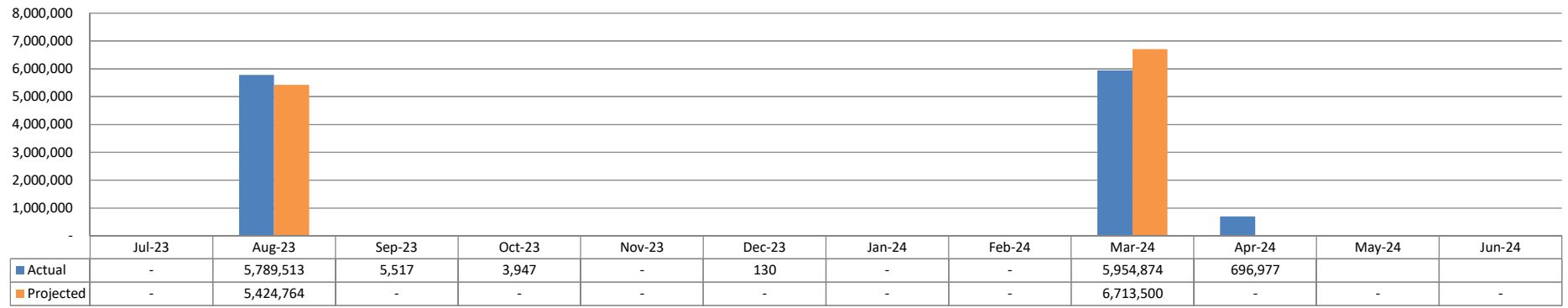
Pass-Through Grants:

| | | |
|---|------------------|-------------------|
| Lorain County Domestic Relations Family and Juvenile Drug Court | 82,616 | 18,506.39 |
| Subsidized Docket Support - Specialized Docket Payroll Subsidy Project | 350,000 | 350,000.00 |
| Lorain UMADAOP - Substance Abuse Block Grant (SABG) - Circle for Recovery | 100,000 | 100,000.00 |
| The LCADA Way - Women's Treatment & Recovery | 483,774 | 483,774.00 |
| | <u>1,016,390</u> | <u>952,280.39</u> |

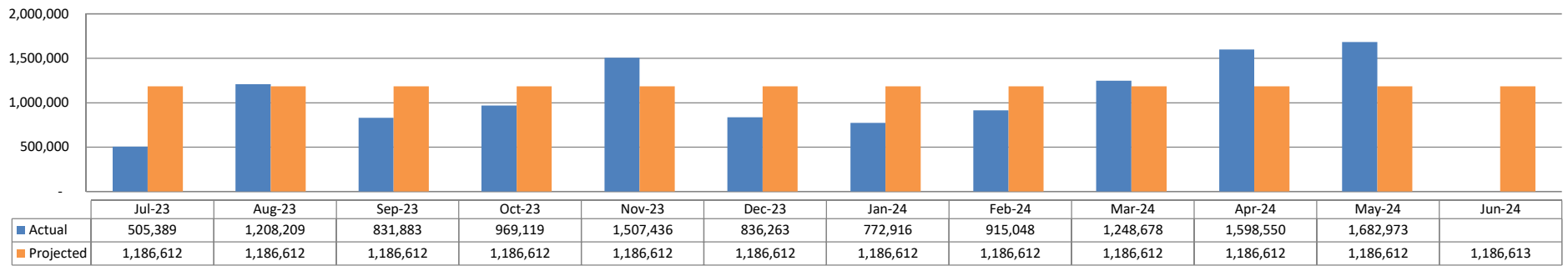
Levy Funds - Months in Reserve (Last 12 Months) - Supporting Table



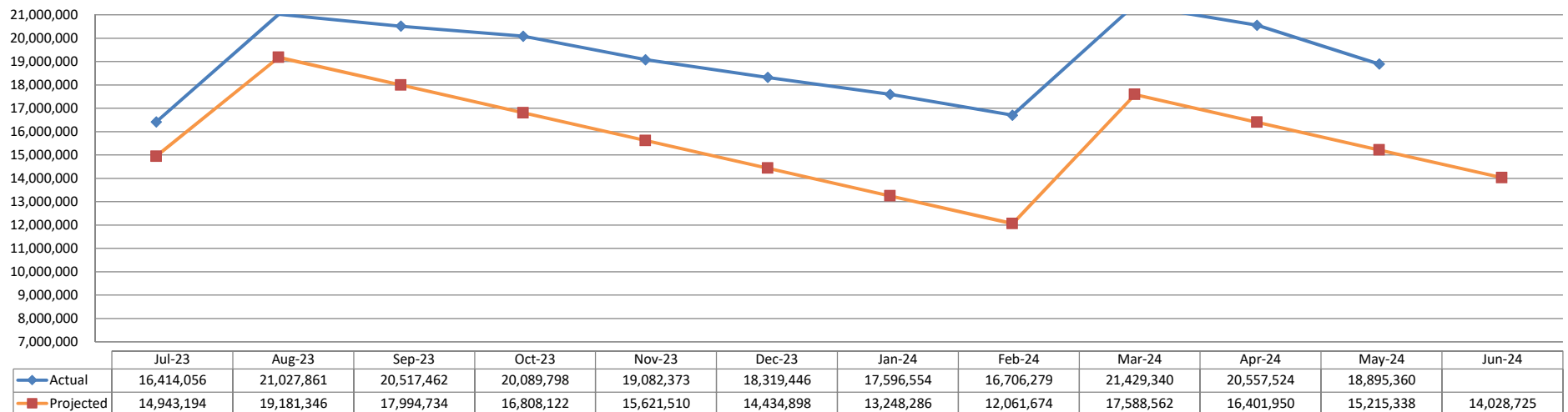
REVENUES



EXPENSES



CASH FLOW



**Variance Analysis
May 2024**

REVENUES:

Levy – \$100,215 & 2.6% and \$212,479 & 2.6%

- Variances due to a combination of lower than expected current delinquent taxes, new home construction added values and prior year delinquent taxes collected.

Local Grants – No Variance

- Please refer to Allocations & Grants Supporting Schedule for detail.

State Allocations & Grants – No Variance

- Please refer to Allocations & Grants Supporting Schedule for detail.

Federal Allocations & Grants – \$11,433 & 0.3%

- Please refer to Allocations & Grants Supporting Schedule for detail. Variance due to return of grant funds from a prior year that were unused.

Pass-Through Grants – No Variance

- Please refer to Allocations & Grants Supporting Schedule for detail.

Integrated Services Partnership – \$66,780 & 100.0%

- Reimbursement from FY22 and FY23 expenses.

Capital Reimbursements – No Variance

Miscellaneous – (\$48,699) & (31.5%)

- Reimbursement for ISP Director less than budgeted due to full-time position remains unfilled.

**Variance Analysis
May 2024**

EXPENSES:

Personnel-Salary & Benefits – \$227,613 & 11.5%

- Personnel expenses under budget due to current unfilled but budgeted positions and healthcare expense paid quarterly.

Operating – \$50,439 & 12.3%

- Operating expenses are under budget and are being monitored continuously by the Chief of Business Operations.

Printing & Advertising – \$32,331 & 47.3%

- Printing & Advertising expenses are under budget and are being monitored continuously by the Communications & Community Relations Director, as well as, the Chief of Business Operations.

Capital Outlay – No Variance

Crisis Receiving Center – No Variance

Auditor & Treasurer Fees-Levy – \$19,976 & 9.4%

- Fees associated with tax settlements came in under budget for the fiscal year.

Integrated Services Partnership \$297,794 & 28.4%

- This variance results from the timing of billings from placement agencies and the number of children in care.

Pass-Through Grants – No Variance

Agency & Community – \$826,182 & 37.6%

- Please refer to Agency & Community Supporting Schedule for detailed breakdown.

Network Agency Contracts – \$2,534,675 & 17.9%

- Please refer to Network Agency Contracts Supporting Schedule for detailed breakdown.

MENTAL HEALTH, ADDICTION AND RECOVERY SERVICES BOARD OF LORAIN COUNTY

LISTING OF EXPENSES MAY 2024

| Warrant# | Chk Date | Inv Date | Journal Description/Payee Name | Amount |
|------------------|-----------|-----------|---|------------------|
| OPERATING | | | | |
| 5092380 | 14-MAY-24 | 24-APR-24 | FRIENDS SERVICE CO INC DBA FRIENDSOFFICE:SUPPLIES - PAPER - APR 2024 | 83.38 |
| 5091114 | 06-MAY-24 | 15-APR-24 | FRIENDS SERVICE CO INC DBA FRIENDSOFFICE:SUPPLIES - RUBBERBANDS, PENS, & FOLDERS - APR 2024 | 62.41 |
| 5091121 | 06-MAY-24 | 30-APR-24 | LORAIN COUNTY MENTAL HEALTH BOARD:SUPPLIES - COSTCO - COFFEE FOR OFFICE & ALC - APR 2024 | 35.67 |
| 5091122 | 06-MAY-24 | 26-APR-24 | LORAIN COUNTY MENTAL HEALTH BOARD:SUPPLIES - GFS - CUPS,NAPKINS,CREAMER,SUGAR - APR 2024 | 33.39 |
| 5092384 | 14-MAY-24 | 03-MAY-24 | LORAIN COUNTY MENTAL HEALTH BOARD:SUPPLIES - LOWES - VENT CAPS - MAY 2024 | 13.96 |
| 5094137 | 28-MAY-24 | 15-MAY-24 | LORAIN COUNTY MENTAL HEALTH BOARD:SUPPLIES - SAMS CLUB - WATER - MAY 2024 | 3.98 |
| 5094400 | 30-MAY-24 | 15-MAY-24 | LORMET COMMUNITY FEDERAL CREDIT UNION:MHARS 2024002760 | 74.45 |
| 5094400 | 30-MAY-24 | 15-MAY-24 | LORMET COMMUNITY FEDERAL CREDIT UNION:MHARS 2024002760 | 35.29 |
| 5094400 | 30-MAY-24 | 15-MAY-24 | LORMET COMMUNITY FEDERAL CREDIT UNION:MHARS 2024002760 | 9.79 |
| 5093283 | 20-MAY-24 | 07-MAY-24 | WHITE HOUSE ARTESIAN SPRINGS INC:SUPPLIES - WATER - 5/7/2024 | 40.75 |
| | | | SUPPLIES/MATERIALS | <u>393.07</u> |
| 5091110 | 06-MAY-24 | 23-APR-24 | COALITION ON HOMELESSNESS AND HOUSING IN OHIO:HMIS AGENCY & USER FEES APR 2024 | 550.00 |
| 5093265 | 20-MAY-24 | 30-APR-24 | GREAT LAKES COMPUTER CORP:COMP SVCS USER LICENSES FEES APR 2024 | 186.00 |
| 5093266 | 20-MAY-24 | 01-MAY-24 | GREAT LAKES COMPUTER CORP:CONTR SVCS MICROSOFT LICENSES MAY 2024 | 298.30 |
| 5091118 | 06-MAY-24 | 30-APR-24 | LIVEBINDERS INC:ONLINE SUBSCRIPTION RENEWAL 5/5/2024-5/5/2025 | 99.50 |
| 5093284 | 20-MAY-24 | 23-APR-24 | ZOOM VIDEO COMMUNICATIONS INC:ZOOM SUBSCRIPTION 4/23/2024-4/22/2025 | 1,499.45 |
| 5091135 | 06-MAY-24 | 30-APR-24 | ZOOM VIDEO COMMUNICATIONS INC:ZOOM SUBSCRIPTION ADD-ON 4/30/2024-4/22/2025 | 392.33 |
| | | | COMPUTER SYSTEM SOFTWARE | <u>3,025.58</u> |
| 5091115 | 06-MAY-24 | 24-APR-24 | GREAT LAKES COMPUTER CORP:EQUIPMENT - APC BACKUPS PRO - APR 2024 | 250.00 |
| | | | EQUIPMENT | <u>250.00</u> |
| 5091132 | 06-MAY-24 | 30-APR-24 | US BANK NATIONAL ASSOCIATION:LEASING EQUIPMENT 4/24/2024-5/24/2024 | 898.00 |
| 5094521 | 31-MAY-24 | 11-MAY-24 | PITNEY BOWES GLOBAL FINANCIAL SERVICES LLC:POSTAGE MACHINE LEASE 3/30/2024-6/29/2024 | 210.18 |
| | | | EQUIPMENT LEASE | <u>1,108.18</u> |
| 5091116 | 06-MAY-24 | 30-APR-24 | GREAT LAKES COMPUTER CORP:CONTR SVCS STORAGE FEES APR 2024 | 650.00 |
| 5092386 | 14-MAY-24 | 03-MAY-24 | MHOBAN SERVICES LLC:CONTR SVCS PEST CONTROL BOTH BLDGS 05/03/2024 | 230.00 |
| 5093255 | 20-MAY-24 | 30-APR-24 | ACCESS INFORMATION MANAGEMENT CORPORATION DBA ACCESS:CONTR SVCS STORAGE FEES MAY 2024 | 274.40 |
| 5094528 | 31-MAY-24 | 18-MAY-24 | STERICYCLE INC:CONTR SVCS SHREDDING SVCS 05/13/2024 | 233.20 |
| 5094530 | 31-MAY-24 | 01-MAY-24 | THE NORD CENTER:LINCOLN RECORD STORAGE 7/1/2023-06/30/2024 | 3,178.00 |
| | | | CONTRACTUAL/PURCHASED SERVICES | <u>4,565.60</u> |
| 5092050 | 10-MAY-24 | 21-APR-24 | CHARTER COMMUNICATIONS HOLDINGS LLC:MHARS 3340 | 368.08 |
| 5092052 | 10-MAY-24 | 01-MAY-24 | CHARTER COMMUNICATIONS HOLDINGS LLC:MHARS 3340 | 379.00 |
| 5093890 | 24-MAY-24 | 14-MAY-24 | CHARTER COMMUNICATIONS HOLDINGS LLC:MHARS 3340 | 595.00 |
| 5094609 | 31-MAY-24 | 21-MAY-24 | CHARTER COMMUNICATIONS HOLDINGS LLC:MHARS 3340 | 368.08 |
| 5093893 | 24-MAY-24 | 19-MAY-24 | CONNECT PARENT CORPORATION CONNECT HOLDING II LLC DBA BRIGHTSPEED (87-3811759-):MHARS 3340 | 138.30 |
| 5093400 | 22-MAY-24 | 07-MAY-24 | ELYRIA PUBLIC UTILITIES:MHARS 3340 | 20.08 |
| 5093401 | 22-MAY-24 | 16-MAY-24 | ELYRIA PUBLIC UTILITIES:MHARS 3340 | 160.47 |
| 5093411 | 22-MAY-24 | 20-MAY-24 | LORAIN COUNTY SANITARY ENGINEER:MHARS 3340 | 86.60 |
| 5093414 | 22-MAY-24 | 13-MAY-24 | OHIO EDISON COMPANY:MHARS 3340 | 537.60 |
| 5093419 | 22-MAY-24 | 13-MAY-24 | OHIO EDISON COMPANY:MHARS 3340 | 109.36 |
| | | | UTILITIES | <u>2,762.57</u> |
| 5091113 | 06-MAY-24 | 01-MAR-24 | FRIEDMAN, SCOTT J:CONTR SVCS OUT-OF-COUNTY PROBATE SVCS 3/1/2024 | 100.00 |
| 5094138 | 28-MAY-24 | 10-MAY-24 | LORAIN COUNTY PROSECUTOR:PROF SVCS APR-JUN 2024 | 5,550.00 |
| | | | PROFESSIONAL SERVICES | <u>5,650.00</u> |
| 5093080 | 17-MAY-24 | 01-MAY-24 | BRIAN KYLES CONSTRUCTION INC:ANNUAL TURF & ORNAMENTAL AGREEMENT - MAY 2024 | 2,481.54 |
| 5094119 | 28-MAY-24 | 16-MAY-24 | BRIAN KYLES CONSTRUCTION INC:SNOW & ICE OCCURENCE PREP - REPAIR - 4/19/2024 | 11.00 |
| 5093971 | 28-MAY-24 | 01-MAY-24 | C4AC LLC:MHARS 3340 | 520.00 |
| 5094123 | 28-MAY-24 | 07-MAY-24 | COATES BROTHERS ROOFING:SPRING ROOF MAINTENANCE - 5/3/2024 | 2,168.50 |
| 5094124 | 28-MAY-24 | 01-APR-24 | COZART, LEWIS W DBA COZY CONNECTION:REPAIRS & MAINT ALC CLEAN | 350.00 |
| 5094132 | 28-MAY-24 | 10-MAY-24 | GROSS PLUMBING INC:BACKFLOW TEST - ORDER#61799 & 61801 - 4/5/2024 | 342.00 |
| | | | MAINTENANCE | <u>5,873.04</u> |
| 5093077 | 17-MAY-24 | 01-MAY-24 | AMERICAN SECURITY & AUDIO VIDEO SYSTEMS INC:FIRE ALARM REPLACEMENT APR-MAY 2024 | 5,640.00 |
| 5092377 | 14-MAY-24 | 01-MAY-24 | AMERICAN SECURITY & AUDIO VIDEO SYSTEMS INC:SERVICE CALL - FIRMWARE UPDATE - APR 2024 | 44.70 |
| 5094129 | 28-MAY-24 | 15-MAY-24 | FIRELANDS ELECTRIC INC:INSTALL FLAG POLE ROPE - MAY 2024 | 296.00 |
| 5094511 | 31-MAY-24 | 17-MAY-24 | GREAT HOMES FOR YOU INC.DBA TREE SERVICE:TREE REMOVAL & TRIM SVCS - MAY 2024 | 2,250.00 |
| 5092381 | 14-MAY-24 | 19-APR-24 | GUNDLACH SHEET METAL WORKS INC:SERVICE CALL HEAT EXCHANGER REPLACEMENT - APR 2024 | 2,792.53 |
| | | | REPAIR | <u>11,023.23</u> |
| 5094400 | 30-MAY-24 | 15-MAY-24 | LORMET COMMUNITY FEDERAL CREDIT UNION:MHARS 2024002760 | 65.00 |
| 5093081 | 17-MAY-24 | 17-APR-24 | BUCHS, DONALD DBA ALL AMERICAN TRUCKING & EXCAVATING:DEMOLITION OF OBERLIN AVE BLDG - APR | 36,400.00 |

MENTAL HEALTH, ADDICTION AND RECOVERY SERVICES BOARD OF LORAIN COUNTY

LISTING OF EXPENSES MAY 2024

| Warrant# | Chk Date | Inv Date | Journal Description/Payee Name | Amount |
|--|-----------|-----------|---|-------------------|
| | | | OTHER | 36,465.00 |
| 5092393 | 14-MAY-24 | 02-MAY-24 | OHIO ASSOCIATION OF COUNTY BEHAVIORAL HEALTH AUTHORITIES DBA OACBHA:PAC MEMBERSHIP - MAY | 300.00 |
| | | | DUES | 300.00 |
| 5094400 | 30-MAY-24 | 15-MAY-24 | LORMET COMMUNITY FEDERAL CREDIT UNION:MHARS 2024002760 | 461.28 |
| 5094400 | 30-MAY-24 | 15-MAY-24 | LORMET COMMUNITY FEDERAL CREDIT UNION:MHARS 2024002760 | 820.00 |
| 5094455 | 30-MAY-24 | 15-MAY-24 | LORMET COMMUNITY FEDERAL CREDIT UNION:MHARS 3340 | 550.72 |
| | | | TRAVEL | 1,832.00 |
| | | | TOTAL OPERATING | <u>73,248.27</u> |
| PRINTING & ADVERTISING | | | | |
| 5094520 | 31-MAY-24 | 06-MAY-24 | PITNEY BOWES BANK INC DBA PURCHASE POWER:POSTAGE METER REFILL - 4/11/2024 - MAY 2024 | 502.25 |
| | | | POSTAGE | 502.25 |
| 5092399 | 14-MAY-24 | 18-APR-24 | PAUL FALLON DBA FALLON RESEARCH & COMMUNICATIONS INC:MHARS LEVY SVCS MESSAGING SURVEY | 9,500.00 |
| | | | PROFESSIONAL SERVICES | 9,500.00 |
| 5091133 | 06-MAY-24 | 04-APR-24 | WINBORN, DARIUS DBA THE GRIND LEAGUE:COMMUNITY TOGETHERNESS FEST SPONSORSHIP - FY2024 | 1,000.00 |
| 5093267 | 20-MAY-24 | 30-APR-24 | LEADERSHIP LORAIN COUNTY:PR - LLC GRADUATION SPONSORSHIP TABLE APR 2024 | 300.00 |
| 5094400 | 30-MAY-24 | 15-MAY-24 | LORMET COMMUNITY FEDERAL CREDIT UNION:MHARS 2024002760 | 30.00 |
| | | | PRINTING & ADVERTISING | 1,330.00 |
| | | | TOTAL PRINTING & ADVERTISING | <u>11,332.25</u> |
| CRISIS RECEIVING CENTER | | | | |
| 5094510 | 31-MAY-24 | 07-MAY-24 | CTL ENGINEERING INC:CRC INSPECTION TESTING SVCS 3/17/2024-4/13/2024 | 7,166.00 |
| 5094133 | 28-MAY-24 | 13-MAY-24 | HILL INTERNATIONAL INC:CRC PROJECT 02/25-04/30/2024 | 17,000.00 |
| 5094517 | 31-MAY-24 | 30-APR-24 | PANZICA CONSTRUCTION COMPANY:LCRC PROJECT - CERTIFIED AMOUNT THRU 4/30/2024 | 666,666.96 |
| 5094519 | 31-MAY-24 | 10-MAY-24 | PERSPECTUS ARCHITECTURE LLC:PROF SVCS ARCH & DESIGN APR 2024 | 9,250.00 |
| 5093278 | 20-MAY-24 | 18-APR-24 | PERSPECTUS ARCHITECTURE LLC:PROF SVCS ARCH & DESIGN MAR 2024 | 9,250.00 |
| | | | TOTAL CRISIS RECEIVING CENTER | <u>709,332.96</u> |
| INTEGRATED SERVICES PARTNERSHIP | | | | |
| 5094117 | 28-MAY-24 | 08-MAY-24 | BELLEFAIRE JEWISH CHILDRENS BUREAU:AGENCY SVCS JOP SVCS APR 2024 | 21,578.10 |
| 5093079 | 17-MAY-24 | 06-MAR-24 | BELLEFAIRE JEWISH CHILDRENS BUREAU:AGENCY SVCS JOP SVCS MAR 2024 | 22,297.37 |
| 5093259 | 20-MAY-24 | 02-MAY-24 | CASCADE MANAGEMENT SERVICES INC:FAM STABILITY ASSIST W/ PERSONAL NEEDS MAY 2024 | 250.00 |
| 5094121 | 28-MAY-24 | 07-MAY-24 | CATHOLIC CHARITIES CORPORATION:AGENCY SVCS PATIENT CARE - MENTORING APR 2024 GOSH | 4,471.50 |
| 5093263 | 20-MAY-24 | 09-MAY-24 | CHANDLER-HOLTZ, DAWN M:CONSULTATION - ADOS SVCS - APR 2024 | 500.00 |
| 5093083 | 17-MAY-24 | 30-APR-24 | CORNELL ABRAXAS GROUP INC:ISP PLACEMENT SVCS - APR 2024 | 15,896.37 |
| 5091111 | 06-MAY-24 | 24-APR-24 | DYES APPLIANCE.:FAM STABILITY APPLIANCE ASSIST APR 2024 | 680.00 |
| 5094131 | 28-MAY-24 | 01-APR-24 | GILCHRIST, DORENA:ISP DIRECTOR SHADOWING SVCS - APR 2024 | 255.00 |
| 5093275 | 20-MAY-24 | 01-MAY-24 | LU, MENG.:ANCILLARY SVCS COUNSELING APR 2024 | 500.00 |
| 5094523 | 31-MAY-24 | 14-MAY-24 | RELIABLE BASEMENT & DRAIN LLC:FAM STABILITY ASSIST APR 2024 | 689.23 |
| 5092403 | 14-MAY-24 | 30-APR-24 | VH PRINTING DBA MARIOTTI PRINTING:SUPPLIES - 8.5X7 2-PART, PRINTED BLACK INK, 1-SIDE - APR 2024 | 175.00 |
| | | | TOTAL INTEGRATED SERVICES PARTNERSHIP | <u>67,292.57</u> |
| AGENCY & COMMUNITY | | | | |
| 5,091,108.00 | 06-MAY-24 | 22-APR-24 | AK VELEZ LLC DBA SUPERPRINTER:B208 SUD POOL - INFO CARDS - APR 2024 | 90.00 |
| 5,094,118.00 | 28-MAY-24 | 13-MAY-24 | BEN-PORATH, DENISE DBA DBP TRAINING & CONSULTING:CONTR SVCS DBT CALLS 4/8/2024 | 300.00 |
| 5,093,970.00 | 28-MAY-24 | 26-APR-24 | BEVAN, STEPHEN D AND SIMONSON, ELIZABETH A DBA GOLD STAR AWARDS:MHARS 3340 | 750.00 |
| 5,093,082.00 | 17-MAY-24 | 09-MAY-24 | CITY OF LORAIN:SOS 3.2 - OPIOID OUTREACH QRT APR 2024 | 274.44 |
| 5,093,084.00 | 17-MAY-24 | 30-APR-24 | EDEN INC:BRIDGE POINTE COMMONS SECURITY & FRONT DESK REIMBURSEMENT APR 2024 | 14,874.86 |
| 5,093,269.00 | 17-MAY-24 | 08-MAY-24 | EL CENTRO DE SERVICIOS SOCIALES INC:CONTR SVCS INTERPRETATION SVCS APR 2024 | 382.59 |
| 5,091,112.00 | 06-MAY-24 | 22-APR-24 | EL CENTRO DE SERVICIOS SOCIALES INC:INTERPRETATION SVCS MAR 2024 | 379.60 |
| 5,094,128.00 | 28-MAY-24 | 08-MAY-24 | FERRER, MICHAEL:CONTR SVCS - YOU BELONG - MAY 2024 | 1,206.00 |
| 5,094,130.00 | 28-MAY-24 | 06-MAY-24 | GENERATIONS BEHAVIORAL HEALTH YOUNGSTOWN LLC:INPATIENT CARE INDIGENT BED DAYS 4/17- | 5,600.00 |
| 5,093,269.00 | 20-MAY-24 | 17-APR-24 | LET'S GET REAL INC DBA LET'S GET REAL INC:CONTR SVCS ATP PEER SUPPORT MAR 2024 | 5,821.00 |
| 5,091,117.00 | 06-MAY-24 | 19-APR-24 | LEWINS, JANE C:ASIST TRAINING 4/18/2024 & 4/19/2024 | 960.00 |
| 5,093,088.00 | 17-MAY-24 | 03-MAY-24 | LIFECARE AMBULANCE INC:CONTR SVCS CLIENT TRANSPORTATION MAR 2024 | 532.36 |
| 5,093,270.00 | 20-MAY-24 | 10-APR-24 | LORAIN COUNTY ALCOHOL & DRUG ABUSE SERVICES INC DBA THE LCADA WAY:CONTR SVCS ATP | 2,043.72 |
| 5,093,274.00 | 20-MAY-24 | 03-MAY-24 | LORAIN COUNTY BOARD OF EDUCATION DBA EDUCATIONAL SERVICE CENTER OF LORAIN COUNTY:CROSS | 43.88 |
| 5,094,135.00 | 28-MAY-24 | 03-MAY-24 | LORAIN COUNTY DRUG TASK FORCE:SOS 3.2 - OPIOID OUTREACH LCSD QRT APR 2024 | 150.00 |
| 5,092,385.00 | 14-MAY-24 | 18-APR-24 | LORAIN COUNTY SHERIFF:CONTR SVCS RE-ENTRY COORDINATOR 2/25-3/23/2024 | 6,130.82 |
| 5,094,139.00 | 28-MAY-24 | 10-MAY-24 | LORAIN COUNTY SHERIFF:SOS 3.2 - JAIL BASED MAT APR 2024 | 10,344.81 |

MENTAL HEALTH, ADDICTION AND RECOVERY SERVICES BOARD OF LORAIN COUNTY

LISTING OF EXPENSES MAY 2024

| Warrant# | Chk Date | Inv Date | Journal Description/Payee Name | Amount |
|-------------------------------------|-----------|-----------|--|------------------|
| 5,094,400.00 | 30-MAY-24 | 15-MAY-24 | LORMET COMMUNITY FEDERAL CREDIT UNION:MHARS 2024002760 | 285.19 |
| 5,094,400.00 | 30-MAY-24 | 15-MAY-24 | LORMET COMMUNITY FEDERAL CREDIT UNION:MHARS 2024002760 | 41.11 |
| 5,094,400.00 | 30-MAY-24 | 15-MAY-24 | LORMET COMMUNITY FEDERAL CREDIT UNION:MHARS 2024002760 | 74.94 |
| 5,094,400.00 | 30-MAY-24 | 15-MAY-24 | LORMET COMMUNITY FEDERAL CREDIT UNION:MHARS 2024002760 | 190.00 |
| 5,094,400.00 | 30-MAY-24 | 15-MAY-24 | LORMET COMMUNITY FEDERAL CREDIT UNION:MHARS 2024002760 | 66.93 |
| 5,094,400.00 | 30-MAY-24 | 15-MAY-24 | LORMET COMMUNITY FEDERAL CREDIT UNION:MHARS 2024002760 | 41.93 |
| 5,094,400.00 | 30-MAY-24 | 15-MAY-24 | LORMET COMMUNITY FEDERAL CREDIT UNION:MHARS 2024002760 | 112.34 |
| 5,094,140.00 | 28-MAY-24 | 23-APR-24 | MERCY HEALTH REGIONAL MEDICAL CENTER LLC:AGENCY SVCS INDIGENT BED DAYS FY24 - JUL-AUG 2023 | 4,800.00 |
| 5,091,123.00 | 06-MAY-24 | 19-APR-24 | MILLER, ESTHER FERN:CONTR SVCS EMDR GROUP CONSULTATION - 4/19/2024 | 450.00 |
| 5,093,090.00 | 17-MAY-24 | 02-NOV-23 | OHIOGUIDESTONE:AGENCY SVCS IHBT STAFF BILINGUAL INCENTIVE OCT 2023 | 1,000.00 |
| PAYMENT MADE | 16-MAY-24 | | PAYMENT MADE ON BEHALF OF THE MHARS BOARD OF LORAIN COUNTY | 369.15 |
| 5,094,522.00 | 31-MAY-24 | 07-MAY-24 | PRIMARY PURPOSE CENTER INC:CAPITAL IMPROVEMENTS REIMBURSEMENT THRU APR 2024 | 15,201.54 |
| 5,092,400.00 | 14-MAY-24 | 01-APR-24 | PRIMARY PURPOSE CENTER INC:CONTR SVCS ATP RECOVERY HOUSING SVCS MAR 2024 | 3,262.16 |
| 5,093,279.00 | 20-MAY-24 | 12-APR-24 | PSYCH & PSYCH SERVICES LLC:CONTR SVCS ATP TREATMENT SVCS MAR 2024 | 2,583.83 |
| 5,091,126.00 | 06-MAY-24 | 19-APR-24 | SILVER MAPLE RECOVERY LLC:CONTR SVCS ATP RECOVERY HOUSING SVCS FEB 2024 | 644.23 |
| 5,091,127.00 | 06-MAY-24 | 19-APR-24 | SILVER MAPLE RECOVERY LLC:CONTR SVCS ATP RECOVERY HOUSING SVCS MAR 2024 | 868.31 |
| 5,091,128.00 | 06-MAY-24 | 16-APR-24 | THE BODNAR PRINTING CO:NAMI CIT BOOKLET NEOMED - JAN 2024 | 440.59 |
| 5,091,130.00 | 06-MAY-24 | 02-APR-24 | THE ROAD TO HOPE INC:CONTR SVCS ATP RECOVERY HOUSING SVCS MAR 2024 | 930.00 |
| 5,091,131.00 | 06-MAY-24 | 18-APR-24 | THE RURAL-URBAN RECORD:B208 SUD POOL - DRUG TAKE BACK AD - APR 2024 | 366.00 |
| 5,091,134.00 | 06-MAY-24 | 19-APR-24 | WOLANSKI, ELIZABETH M:ASIST TRAINING 4/18/2024-4/19/2024 | 900.00 |
| TOTAL AGENCY & COMMUNITY | | | | 82,512.33 |

NETWORK AGENCY CONTRACTS

| | | | | |
|---------|-----------|-----------|--|-----------|
| 5094115 | 28-MAY-24 | 08-MAY-24 | APPLEWOOD CENTERS INC:AGENCY SVCS MST SVCS APR 2024 | 2,262.00 |
| 5093256 | 20-MAY-24 | 06-MAR-24 | APPLEWOOD CENTERS INC:AGENCY SVCS PSYCH INCENTIVE APR 2024 | 600.00 |
| 5093258 | 20-MAY-24 | 05-MAR-24 | APPLEWOOD CENTERS INC:AGENCY SVCS PSYCH INCENTIVE FEB 2024 | 600.00 |
| 5093257 | 20-MAY-24 | 06-MAR-24 | APPLEWOOD CENTERS INC:AGENCY SVCS PSYCH INCENTIVE MAR 2024 | 600.00 |
| 5094509 | 31-MAY-24 | 20-MAY-24 | BAYMARK HEALTH SERVICES OF OHIO INC DBA MEDMARK TREATMENT CENTERS AMHERST:SOS 3.2 | 14,279.90 |
| 5091109 | 06-MAY-24 | 26-APR-24 | BEECH BROOK:AGENCY SVCS PATIENT CARE APR 2024 GOSH | 992.47 |
| 5093078 | 17-MAY-24 | 02-MAY-24 | BEECH BROOK:AGENCY SVCS PATIENT CARE APR 2024 GOSH | 5,687.85 |
| 5094116 | 28-MAY-24 | 15-MAY-24 | BEECH BROOK:AGENCY SVCS PATIENT CARE THRU APR 2024 GOSH | 8,927.53 |
| 5092378 | 14-MAY-24 | 01-MAY-24 | BELLEFAIRE JEWISH CHILDRENS BUREAU:AGENCY SVCS PSYCH INCENTIVE FEB-APR 2024 | 606.00 |
| 5094122 | 28-MAY-24 | 07-MAY-24 | CATHOLIC CHARITIES CORPORATION:AGENCY SVCS PATIENT CARE THRU APR 2024 GOSH | 37,428.20 |
| 5094120 | 28-MAY-24 | 15-MAY-24 | CATHOLIC CHARITIES CORPORATION:AGENCY SVCS PATIENT CARE THRU MAY 2024 GOSH | 7,971.61 |
| 5093262 | 20-MAY-24 | 07-MAY-24 | CATHOLIC CHARITIES CORPORATION:AGENCY SVCS PSYCH INCENTIVE Q1 FY2024 - JUL-SEP 2023 | 370.63 |
| 5093261 | 20-MAY-24 | 07-MAY-24 | CATHOLIC CHARITIES CORPORATION:AGENCY SVCS PSYCH INCENTIVE Q2 FY2024 - OCT-DEC 2023 | 301.25 |
| 5093260 | 20-MAY-24 | 07-MAY-24 | CATHOLIC CHARITIES CORPORATION:AGENCY SVCS PSYCH INCENTIVE Q3 FY2024 - JAN-MAR 2024 | 354.31 |
| 5094125 | 28-MAY-24 | 15-MAY-24 | CROSSROADS HEALTH DBA NEW DIRECTIONS:AGENCY SVCS PATIENT CARE APR 2024 GOSH | 5,649.56 |
| 5093264 | 20-MAY-24 | 26-APR-24 | CROSSROADS HEALTH DBA NEW DIRECTIONS:AGENCY SVCS PATIENT CARE MAR-APR 2024 GOSH | 14,729.21 |
| 5093085 | 17-MAY-24 | 08-MAY-24 | EL CENTRO DE SERVICIOS SOCIALES INC:AGENCY SVCS NAVIGATOR LINE AOD & MH - MAY 2024 | 3,351.50 |
| 5093085 | 17-MAY-24 | 08-MAY-24 | EL CENTRO DE SERVICIOS SOCIALES INC:AGENCY SVCS NAVIGATOR LINE AOD & MH - MAY 2024 | 1,550.00 |
| 5093087 | 17-MAY-24 | 02-MAY-24 | FAR WEST CENTER:AGENCY SVCS PATIENT CARE THRU APR 2024 GOSH | 23,408.81 |
| 5094126 | 28-MAY-24 | 15-MAY-24 | FAR WEST CENTER:AGENCY SVCS PATIENT CARE THRU DEC 2024 GOSH | 9,169.37 |
| 5092379 | 14-MAY-24 | 15-APR-24 | FAR WEST CENTER:AGENCY SVCS PSYCH INCENTIVES Q3 FY24 - JAN-MAR 2024 | 2,340.00 |
| 5094127 | 28-MAY-24 | 29-APR-24 | FAR WEST CENTER:AGENCY SVCS SENIOR STRONG MAR 2024 | 6,071.32 |
| 5093268 | 20-MAY-24 | 29-APR-24 | LET'S GET REAL INC DBA LET'S GET REAL INC:AGENCY SVCS PEER SUPPORT SAPT TREATMENT 3/29- | 4,063.00 |
| 5094134 | 28-MAY-24 | 13-MAY-24 | LET'S GET REAL INC DBA LET'S GET REAL INC:AGENCY SVCS PEER SUPPORT SAPT TREATMENT 4/12- | 2,635.00 |
| 5093980 | 28-MAY-24 | 01-MAY-24 | LET'S GET REAL INC DBA LET'S GET REAL INC:MHARS 2024002416 | 2,184.00 |
| 5092382 | 14-MAY-24 | 17-APR-24 | LET'S GET REAL INC DBA LET'S GET REAL INC:SOS 3.2 - PEER SUPPORT & WHO MAR 2024 | 29,284.00 |
| 5094515 | 31-MAY-24 | 20-MAY-24 | LORAIN COUNTY ALCOHOL & DRUG ABUSE SERVICES INC DBA THE LCADA WAY:AGENCY SVCS AUD GRANT | 1,208.81 |
| 5094512 | 31-MAY-24 | 20-MAY-24 | LORAIN COUNTY ALCOHOL & DRUG ABUSE SERVICES INC DBA THE LCADA WAY:AGENCY SVCS PATIENT | 924.72 |
| 5094514 | 31-MAY-24 | 20-MAY-24 | LORAIN COUNTY ALCOHOL & DRUG ABUSE SERVICES INC DBA THE LCADA WAY:AGENCY SVCS PATIENT | 13,375.70 |
| 5091120 | 06-MAY-24 | 26-APR-24 | LORAIN COUNTY ALCOHOL & DRUG ABUSE SERVICES INC DBA THE LCADA WAY:AGENCY SVCS PATIENT | 657.83 |
| 5094513 | 31-MAY-24 | 20-MAY-24 | LORAIN COUNTY ALCOHOL & DRUG ABUSE SERVICES INC DBA THE LCADA WAY:AGENCY SVCS PATIENT | 23,410.89 |
| 5091119 | 06-MAY-24 | 25-APR-24 | LORAIN COUNTY ALCOHOL & DRUG ABUSE SERVICES INC DBA THE LCADA WAY:AGENCY SVCS PROBLEM | 500.00 |
| 5093089 | 17-MAY-24 | 02-MAY-24 | LORAIN COUNTY ALCOHOL & DRUG ABUSE SERVICES INC DBA THE LCADA WAY:AGENCY SVCS PROJECT | 3,386.43 |
| 5093272 | 20-MAY-24 | 26-APR-24 | LORAIN COUNTY ALCOHOL & DRUG ABUSE SERVICES INC DBA THE LCADA WAY:FY24 SOS 3.2 PREV | 28,196.64 |
| 5093271 | 20-MAY-24 | 26-APR-24 | LORAIN COUNTY ALCOHOL & DRUG ABUSE SERVICES INC DBA THE LCADA WAY:FY24 SOS 3.2 TREATMENT | 10,191.87 |
| 5093273 | 20-MAY-24 | 10-APR-24 | LORAIN COUNTY ALCOHOL & DRUG ABUSE SERVICES INC DBA THE LCADA WAY:SOS 3.2 - VOCAT,CARE | 8,672.68 |
| 5094136 | 28-MAY-24 | 10-MAY-24 | LORAIN COUNTY HEALTH AND DENTISTRY:SOS 3.2 - TREATMENT SVCS APR 2024 | 14,850.74 |
| 5092383 | 14-MAY-24 | 31-MAR-24 | LORAIN COUNTY HEALTH AND DENTISTRY:SOS 3.2 - TREATMENT SVCS MAR 2024 | 20,738.98 |
| 5093276 | 20-MAY-24 | 24-APR-24 | LUTHERAN METROPOLITAN MINISTRY:AGENCY SVCS GUARDIANSHIP ASSESSMENT Q3 FY24 JAN-MAR 2024 | 12,250.00 |
| 5091124 | 06-MAY-24 | 23-APR-24 | NAMI LORAIN COUNTY:AGENCY SVCS EDUCATION, SUPPORT, AWARENESS Q4 APR-JUN 2024 | 35,000.00 |
| 5094141 | 28-MAY-24 | 13-MAY-24 | NEIGHBORHOOD ALLIANCE:SOS 3.2 - PATH PROGRAM APR 2024 | 4,676.03 |
| 5092387 | 14-MAY-24 | 10-APR-24 | NEIGHBORHOOD ALLIANCE:SOS 3.2 - PATH PROGRAM MAR 2024 | 4,628.31 |
| 5094142 | 28-MAY-24 | 02-MAY-24 | NEW SUNRISE PROPERTIES:AGENCY SVCS HUD MATCH - MAY 2024 | 35,386.00 |
| 5094516 | 31-MAY-24 | 20-MAY-24 | NEW SUNRISE PROPERTIES:AGENCY SVCS PATIENT CARE MAR 2024 GOSH | 10,159.00 |
| 5092388 | 14-MAY-24 | 24-APR-24 | NEW SUNRISE PROPERTIES:MI: AGENCY SVCS HUD SPC RENTS MAR-MAY 2024 | 88,762.00 |

MENTAL HEALTH, ADDICTION AND RECOVERY SERVICES BOARD OF LORAIN COUNTY

LISTING OF EXPENSES MAY 2024

| Warrant# | Chk Date | Inv Date | Journal Description/Payee Name | Amount |
|--|-----------------|-----------------|--|---------------------|
| 5092389 | 14-MAY-24 | 31-MAR-24 | NEW SUNRISE PROPERTIES:MI: AGENCY SVCS SPC ADMIN JAN-MAR 2024 | 5,700.00 |
| 5092391 | 14-MAY-24 | 31-MAR-24 | NEW SUNRISE PROPERTIES:MI: AGENCY SVCS SPC HRS JAN-MAR 2024 | 14,907.91 |
| 5092390 | 14-MAY-24 | 31-MAR-24 | NEW SUNRISE PROPERTIES:MI: AGENCY SVCS SPC MANAGER JAN-MAR 2024 | 16,349.64 |
| 5092390 | 14-MAY-24 | 31-MAR-24 | NEW SUNRISE PROPERTIES:MI: AGENCY SVCS SPC MANAGER JAN-MAR 2024 | 3,669.08 |
| 5092392 | 14-MAY-24 | 31-MAR-24 | NEW SUNRISE PROPERTIES:MI: AGENCY SVCS SPC SECURITY SVCS JAN-MAR 2024 | 19,215.00 |
| 5094143 | 28-MAY-24 | 31-MAR-24 | NORTHERN OHIO RECOVERY ASSOCIATION:MI: SOS 3.2 - TREATMENT SVCS FEB & MAR 2024 | 27,139.47 |
| 5092395 | 14-MAY-24 | 30-APR-24 | OHIGUIDESTONE:AGENCY SVCS FAMILY CENTERED CONSULTATION - APR 2024 | 372.00 |
| 5093091 | 17-MAY-24 | 30-APR-24 | OHIGUIDESTONE:AGENCY SVCS IYDCC - MAR-APR 2024 | 9,573.60 |
| 5092397 | 14-MAY-24 | 02-MAY-24 | OHIGUIDESTONE:AGENCY SVCS PATIENT CARE APR 2024 GOSH | 7,176.20 |
| 5093277 | 20-MAY-24 | 26-APR-24 | OHIGUIDESTONE:AGENCY SVCS PATIENT CARE APR 2024 GOSH | 15,370.41 |
| 5093092 | 17-MAY-24 | 07-MAY-24 | OHIGUIDESTONE:AGENCY SVCS PATIENT CARE APR-MAY 2024 GOSH | 3,897.48 |
| 5094144 | 28-MAY-24 | 15-MAY-24 | OHIGUIDESTONE:AGENCY SVCS PATIENT CARE THRU MAY 2024 GOSH | 5,691.35 |
| 5092396 | 14-MAY-24 | 30-APR-24 | OHIGUIDESTONE:AGENCY SVCS TBS/NURSING - APR 2024 | 457.44 |
| 5092394 | 14-MAY-24 | 18-APR-24 | OHIGUIDESTONE:SOS 3.2 - TREATMENT SVCS FEB & MAR 2024 | 4,240.34 |
| 5092398 | 14-MAY-24 | 31-MAR-24 | P2R TRAINING AND RESOURCE CENTER INC:MI: SOS 3.2 - WORKFORCE & TREATMENT SVCS MAR 2024 | 56,119.69 |
| 5093093 | 17-MAY-24 | 02-MAY-24 | PATHWAYS COUNSELING AND GROWTH CENTER:AGENCY SVCS PATIENT CARE APR 2024 GOSH | 1,208.66 |
| 5093094 | 17-MAY-24 | 07-MAY-24 | PATHWAYS COUNSELING AND GROWTH CENTER:AGENCY SVCS PATIENT CARE APR 2024 GOSH | 1,481.54 |
| 5094518 | 31-MAY-24 | 15-MAY-24 | PATHWAYS COUNSELING AND GROWTH CENTER:AGENCY SVCS PATIENT CARE APR-MAY 2024 GOSH | 1,624.87 |
| 5091125 | 06-MAY-24 | 26-APR-24 | PATHWAYS COUNSELING AND GROWTH CENTER:AGENCY SVCS PATIENT CARE MAR-APR 2024 GOSH | 599.91 |
| 5094524 | 31-MAY-24 | 20-MAY-24 | SILVER MAPLE RECOVERY LLC:AGENCY SVCS PATIENT CARE APR 2024 GOSH | 8,072.74 |
| 5094525 | 31-MAY-24 | 20-MAY-24 | SILVER MAPLE RECOVERY LLC:SOS 3.2 TREATMENT SVCS APR 2024 GOSH | 21,626.33 |
| 5093095 | 17-MAY-24 | 02-MAY-24 | STELLA MARIS INC:AGENCY SVCS PATIENT CARE APR 2024 GOSH | 3,370.29 |
| 5093280 | 20-MAY-24 | 26-APR-24 | STELLA MARIS INC:AGENCY SVCS PATIENT CARE APR 2024 GOSH | 2,581.95 |
| 5094526 | 31-MAY-24 | 15-MAY-24 | STELLA MARIS INC:AGENCY SVCS PATIENT CARE MAY 2024 GOSH | 919.17 |
| 5094527 | 31-MAY-24 | 20-MAY-24 | STELLA MARIS INC:AGENCY SVCS PATIENT CARE MAY 2024 GOSH | 5,899.47 |
| 5093099 | 17-MAY-24 | 01-MAY-24 | THE NORD CENTER:AGENCY SVCS CBCF MEDS - APR 2024 | 1,405.10 |
| 5094532 | 31-MAY-24 | 07-MAY-24 | THE NORD CENTER:AGENCY SVCS CIT TRAINING - APR 2024 | 3,808.97 |
| 5091129 | 06-MAY-24 | 26-APR-24 | THE NORD CENTER:AGENCY SVCS PATIENT CARE APR 2024 GOSH | 71,110.67 |
| 5093097 | 17-MAY-24 | 02-MAY-24 | THE NORD CENTER:AGENCY SVCS PATIENT CARE APR 2024 GOSH | 65,344.60 |
| 5093096 | 17-MAY-24 | 02-MAY-24 | THE NORD CENTER:AGENCY SVCS PATIENT CARE APR 2024 GOSH | 2,707.74 |
| 5093282 | 20-MAY-24 | 26-APR-24 | THE NORD CENTER:AGENCY SVCS PATIENT CARE APR 2024 LAKEVIEW HOUSING GOSH | 2,799.84 |
| 5093281 | 20-MAY-24 | 07-MAY-24 | THE NORD CENTER:AGENCY SVCS PATIENT CARE APR-MAY 2024 GOSH | 63,366.48 |
| 5094536 | 31-MAY-24 | 07-MAY-24 | THE NORD CENTER:AGENCY SVCS PATIENT CARE APR-MAY 2024 GOSH | 2,541.96 |
| 5094533 | 31-MAY-24 | 15-MAY-24 | THE NORD CENTER:AGENCY SVCS PATIENT CARE LAKEVIEW HOUSING MAY 2024 GOSH | 2,320.92 |
| 5094534 | 31-MAY-24 | 15-MAY-24 | THE NORD CENTER:AGENCY SVCS PATIENT CARE THRU MAY 2024 GOSH | 80,306.33 |
| 5093100 | 17-MAY-24 | 26-APR-24 | THE NORD CENTER:AGENCY SVCS PEER SUPPORT SVCS - MAY 2024 | 12,804.00 |
| 5094535 | 31-MAY-24 | 06-MAY-24 | THE NORD CENTER:AGENCY SVCS PRISON RE-ENTRY - APR 2024 | 5,158.55 |
| 5094529 | 31-MAY-24 | 14-MAY-24 | THE NORD CENTER:MI: AGENCY SVCS HOTLINE, WARMLINE, CRISIS INTERVENTION - APR 2024 | 153,876.37 |
| 5092401 | 14-MAY-24 | 29-APR-24 | THE NORD CENTER:MI: AGENCY SVCS LAKEVIEW SECURITY & PEER SPECIALISTS - APR 2024 | 9,205.90 |
| 5093098 | 17-MAY-24 | 01-MAY-24 | THE NORD CENTER:MI: AGENCY SVCS PATIENT CARE SVCS - APR 2024 | 14,504.52 |
| 5093101 | 17-MAY-24 | 01-MAY-24 | THE NORD CENTER:MI-AGENCY SVCS HAP,RENT,HAP PATH APR 2024 | 15,536.39 |
| 5094531 | 31-MAY-24 | 07-MAY-24 | THE NORD CENTER:SOS 3.2 - HARM REDUCTION - APR 2024 | 1,425.66 |
| 5092402 | 14-MAY-24 | 05-APR-24 | THE NORD CENTER:SOS 3.2 - HARM REDUCTION CLINIC MAR 2024 | 1,802.66 |
| 5093990 | 28-MAY-24 | 01-MAY-24 | THE ROAD TO HOPE INC:MHARS 2024002495 | 18,030.00 |
| 5094537 | 31-MAY-24 | 01-MAY-24 | THE ROAD TO HOPE INC:SOS 3.2 - RECOVERY HOUSING SVCS APR 2024 | 45,528.00 |
| TOTAL NETWORK AGENCY CONTRACTS | | | | 1,313,243.35 |
| TOTAL MHARS BOARD EXPENSES - MAY 2024 | | | | 2,256,961.73 |

Mental Health, Addiction and Recovery Services Board of Lorain County
Revised Budget for FY25

| | Original Budget FY25 | Prior Approved Revisions FY25 | Proposed Revisions FY25 | Revised Budget FY25 |
|---|----------------------------|-------------------------------------|-------------------------------|---------------------------|
| Estimated Beginning Cash Balance - Board Levy | \$ 17,333,799 | | \$ | 17,333,799 |
| Estimated Beginning Cash Balance - Unrestricted | - | | | - |
| Estimated Beginning Cash Balance - Board Allocations & Grants | 937,809 | | | 937,809 |
| Estimated Beginning Cash Balance - ISP | 962,231 | | | 962,231 |
| Estimated Beginning Cash Balance - TOTAL | <u>19,233,839</u> | | | <u>19,233,839</u> |
| Revenues: | | | | |
| Levy | 13,084,562 | - | - | 13,084,562 |
| Local Grants | 5,000 | - | - | 5,000 |
| State Allocations & Grants | 2,686,876 | - | 72,100 | 2,758,976 |
| Federal Allocations & Grants | 5,666,413 | - | (300,000) | 5,366,413 |
| Pass-Through Grants | 1,016,390 | - | - | 1,016,390 |
| Integrated Services Partnership | 350,000 | - | - | 350,000 |
| Capital Reimbursements | 10,908,705 | - | - | 10,908,705 |
| Miscellaneous | 164,513 | - | - | 164,513 |
| Total Revenues | <u>33,882,459</u> | <u>-</u> | <u>(227,900)</u> | <u>33,654,559</u> |
| Expenses: | | | | |
| Personnel - Salary and Benefits | 2,296,460 | - | - | 2,296,460 |
| Operating | 420,950 | - | - | 420,950 |
| Printing & Advertising | 212,075 | - | - | 212,075 |
| Capital Outlay | 80,000 | - | - | 80,000 |
| Crisis Receiving Center | 11,794,510 | - | - | 11,794,510 |
| Auditor & Treasurer Fees - Levy | 223,200 | - | - | 223,200 |
| Integrated Services Partnership | 1,141,807 | - | - | 1,141,807 |
| Pass-Through Grants | 1,016,390 | - | - | 1,016,390 |
| Agency & Community | 2,265,054 | - | 55,000 | 2,320,054 |
| Network Agency Contracts | 16,507,573 | - | (282,900) | 16,224,673 |
| Total Expenses | <u>35,958,019</u> | <u>-</u> | <u>(227,900)</u> | <u>35,730,119</u> |
| Net Income | <u>(2,075,560)</u> | <u>-</u> | <u>-</u> | <u>(2,075,560)</u> |
| Estimated Ending Cash Balance - Board Levy | 16,987,855 | | | 16,987,855 |
| Estimated Ending Cash Balance - Unrestricted | - | | | - |
| Estimated Ending Cash Balance - Board Allocations & Grants | - | | | - |
| Estimated Ending Cash Balance - ISP | 170,424 | | | 170,424 |
| Estimated Ending Cash Balance - TOTAL | <u>\$ 17,158,279</u> | | <u>\$</u> | <u>17,158,279</u> |

Increase State Allocations & Grants revenue and Agency & Community expense \$5,000 for adjusted Early Intervention Allocation
Decrease State Allocations & Grants revenue and Network Agency expense \$37,000 for adjusted Community Transition Program (CTP) Allocation
Increase State Allocations & Grants revenue and Network Agency expense \$4,100 for adjusted Recovery Housing Allocation
Increase State Allocations & Grants revenue and Network Agency expense \$50,000 for adjusted Crisis Infrastructure Allocation
Decrease Federal Allocations & Grants revenue and Network Agency expense \$300,000 for OhioMHAS not funding Treatment Access for Adults with Alcohol Use Disorder (AUD) in FY25
Increase State Allocations & Grants revenue and Agency & Community expense \$50,000 for adjusted Access to Wellness Allocation

| State Allocations & Grants | Agency & Community | Network Agency Contracts |
|----------------------------|--------------------|--------------------------|
| 5,000 | 5,000 | |
| (37,000) | | (37,000) |
| 4,100 | | 4,100 |
| 50,000 | | 50,000 |
| | | (300,000) |
| 50,000 | 50,000 | |
| <u>72,100</u> | <u>55,000</u> | <u>(282,900)</u> |

Contracts to be Authorized by the MHARS Board of Directors

June 25, 2024

| Contractor/Vendor | Service Provided | Contracted/Budgeted Amount |
|---|--|---|
| *Far West Center | See APS 06.24.01 3340.A100.600.S24.05.6200.6221 | NTE increase \$45,000 to \$210,014 for 7/1/23 - 6/30/24 |
| *Beech Brook | See APS 06.24.08 3340.A100.600.S24.05.6200.6221 | NTE increase \$20,000 to \$67,700 for 7/1/23 - 6/30/24 |
| *Signature Health C.H. Everett Clinic and ORCA House | See APS 06.24.02 3340.A100.600.C25.05.6200.0000 | NTE \$33,100 for 7/1/24 - 6/30/25 |
| *Place 2 Recover Training and Resource Center, Inc. | See APS 06.24.03 3340.B206.600.C25.05.6200.0000 | NTE \$225,000 for 7/1/24 - 6/30/25 |
| *Educational Services Center of Lorain County (ESC) | See APS 06.24.04 3340.B150.600.C25.05.6200.0000 | NTE \$92,713.65 for 7/1/24 - 6/30/25 |
| *Lorain County Sheriff's Office | See APS 06.24.06 3340.B207.600.C25.05.6200.0000 | NTE \$79,700.49 for 7/1/24 - 6/30/25 |
| * Applewood Centers, Inc. | FY25 Contract | NTE \$1,343,132 for 7/1/24 - 6/30/25 |
| *Lorain Urban Minority Alcoholism and Drug Abuse Outreach Program (UMADAOP) | FY25 Contract | NTE \$160,000 for 7/1/24 - 6/30/25 |
| | | |
| | | |
| | | |
| | | |
| | | |
| | | |
| | | |
| | | |
| | | |
| | | |
| | | |
| * Contract recommended for approval from Community Planning & Oversight Committee | | |



Agenda Process Sheet **06.24.01**

- COMMUNITY PLANNING & OVERSIGHT COMMITTEE
- FINANCE COMMITTEE
- OTHER COMMITTEE
- BOARD OF DIRECTOR'S MEETING

-
- NEW PROGRAM CONTINUING PROGRAM EXPANDING PROGRAM

Subject: FY24 Allocation Increase

Contract Entity(s): Far West Center

Contract Term: July 1, 2023 to June 30, 2024

Funding Source(s): Levy funds

Contract Amount: Far West Center Treatment Services \$45,000

Previous allocation: \$165,014 Total allocation: \$210,014

Project Description:

These funds are being utilized to reimburse agencies for mental health treatment services already provided in FY24. Treatment services include psychiatry, counseling and therapeutic behavioral services and psychosocial rehabilitation services. Due to increasing populations served, funding is increased.

Planning considerations or impact specific to Diversity, Equity and Inclusion:

Far West is growing their program by working to engage the elderly population, which is needed in this county. These funds would support those referred to services from the Senior Strong outreach.

Related Facts: These allocation increases are to fund services already rendered during the FY24.

Number Served:

Far West: 450 in the first half of the fiscal year received evidenced based treatment through Cognitive Behavioral Therapy, Motivational Interviewing, Dialectical Behavioral therapy and Trauma Informed Care. 96 clients have received case management services and 105 were served through the Senior Strong program (a group session or individual consultation).

System Impact: More Lorain County residents were able to be served by the increase in services.

| | |
|---|--|
| Metrics <i>(How will goals be measured)</i> | All agencies submit bi-annual reports to the MHARS board |
|---|--|

| Evaluation/ Outcome Data <i>(Actual results from program)</i> | <p>January 1st, 2024 to June 30th, 2024</p> <p style="text-align: center;">FAR WEST CENTER OUTCOMES</p> <table style="margin-left: auto; margin-right: auto;"> <thead> <tr> <th></th> <th style="text-align: center;"><u>Initial</u></th> <th style="text-align: center;"><u>Retest</u></th> <th style="text-align: center;"><u>% Change</u></th> </tr> </thead> <tbody> <tr> <td>Client Symptom Burden</td> <td style="text-align: center;">2.8</td> <td style="text-align: center;">2.6</td> <td style="text-align: center;">7.1%</td> </tr> <tr> <td>Client Recovery & Empowerment</td> <td style="text-align: center;">3.1</td> <td style="text-align: center;">3.2</td> <td style="text-align: center;">3.2%</td> </tr> <tr> <td>Quality of Life</td> <td style="text-align: center;">3.2</td> <td style="text-align: center;">3.4</td> <td style="text-align: center;">6.3%</td> </tr> </tbody> </table> <p>Summary: Averages for the three categories were calculated by multiplying the number of responses times the assigned point values for each response, then dividing by the total number of tests administered. At retest, clients reported an aggregate 7.1% improvement in management of symptoms (ie, reduced symptom burden), and 6.3% increase in their satisfaction with their life quality. They reported a 3.2% increase in their feelings of empowerment and recovery. Improvement was seen in all three domains.</p> <p style="padding-left: 40px;">N= 9 initial, 17 6-month, 39 12-month</p> | | <u>Initial</u> | <u>Retest</u> | <u>% Change</u> | Client Symptom Burden | 2.8 | 2.6 | 7.1% | Client Recovery & Empowerment | 3.1 | 3.2 | 3.2% | Quality of Life | 3.2 | 3.4 | 6.3% |
|---|--|---------------|-----------------|---------------|-----------------|------------------------------|------------|------------|-------------|--|------------|------------|-------------|------------------------|------------|------------|-------------|
| | <u>Initial</u> | <u>Retest</u> | <u>% Change</u> | | | | | | | | | | | | | | |
| Client Symptom Burden | 2.8 | 2.6 | 7.1% | | | | | | | | | | | | | | |
| Client Recovery & Empowerment | 3.1 | 3.2 | 3.2% | | | | | | | | | | | | | | |
| Quality of Life | 3.2 | 3.4 | 6.3% | | | | | | | | | | | | | | |



Agenda Process Sheet 06.24.02

- COMMUNITY PLANNING & OVERSIGHT COMMITTEE**
- FINANCE COMMITTEE**
- OTHER COMMITTEE**
- BOARD OF DIRECTOR'S MEETING**

NEW PROGRAM

CONTINUING PROGRAM

EXPANDING PROGRAM

Subject: Adam and Amanda Center Funding

Contract Entity(s): Signature Health C.H. Everett Clinic and ORCA House

Contract Term: FY25

Funding Source(s): Levy Dollars

Contract Amount: \$33,100

Project Description:

Mental Health Residential Treatment

This Type 1 residential facility and Adam & Amanda Center serves adults (ages 18+) who would benefit from a higher level of step-down care following discharge from a crisis stabilization or psychiatric inpatient unit, or who are referred for a higher level of monitored residential treatment.

C. H. Everett and ORCA House both have 16 beds, accommodating both males and females, and provide three daily meals as well as 24-hour staffing, seven days a week. With an expected length of stay of 30-90 days, the goal is to provide a positive, structured, caring, home-like environment conducive to the stabilization of symptoms, individual growth and development, and an effective transition back into the community. Services include:

- Individual and group mental health counseling with an emphasis on Mental Health Day Treatment groups
- Behavioral health assessments
- Case management
- Peer support
- Psychiatry

- Nursing
- A primary care provider assesses residents upon admission. Follow-up primary care and infectious disease care is available as needed.

Future Substance Use Disorder Residential Treatment at ORCA House

The facility also anticipates the future opening of a 20-bed unit aimed at treating individuals with opioid use disorder or alcohol use disorder, with an emphasis on intensive group therapy and medication-assisted treatment (MAT). This unit also will provide ongoing medical care for residents discharged from the hospital who have co-occurring substance use disorder and endocarditis, which is a potentially fatal inflammation of the heart valves.

Planning considerations or impact specific to Diversity, Equity and Inclusion: Individual treatment plans developed for each client. Clients will also remain on the caseloads of their current providers in Lorain County to ensure a warm handoff back home.

Related Facts: Lorain County Residents are unable to seek services at these entities until we have a contract put in place for the bed day rate.

Number Served: N/A

System Impact: Lorain County residents who need further treatment and stability to ensure symptoms are stabilized following a MH crisis will be able to seek services at an alternate level of care than is currently offered in the county.

| | |
|---|--|
| <p>Metrics <i>(How will goals be measured)</i></p> | <p>Along with monthly invoices, we will receive list of Lorain County residents in treatment along with their length of stay to date, estimated discharge date, current Lorain County provider and follow up appointment date with that provider for when they are discharged.</p> |
|---|--|

| | |
|---|--------------------------|
| <p>Evaluation/ Outcome Data <i>(Actual results from program)</i></p> | <p>N/A – new program</p> |
|---|--------------------------|



Agenda Process Sheet 06.24.03

- COMMUNITY PLANNING & OVERSIGHT COMMITTEE
- FINANCE COMMITTEE
- OTHER COMMITTEE
- BOARD OF DIRECTOR'S MEETING

-
- NEW PROGRAM CONTINUING PROGRAM EXPANDING PROGRAM

Subject: Access to Wellness – formerly, Multi-System Adult Funding (MSA)

Contract Entity(s): Place 2 Recover Training and Resource Center, Inc (P2R)

Contract Term: FY25

Funding Source(s): OhioMHAS

Contract Amount: FY24 carryover \$75,000 FY25 allocation \$150,000
Total available \$225,000

Project Description: Access to Wellness funding through OhioMHAS: This project is designed to help adults (18+) in Lorain County who are multi-system involved and have had two psychiatric hospitalizations over the past 12 months. The eligibility requirements are two psychiatric hospitalizations in the past 12 months AND currently involved with a qualifying additional system: Criminal Justice, Department of Disabilities, Aging (65+), Veteran, Homeless. These funds support wrap around recovery supports (housing, transportation, vocational, etc.) up to \$8,000 per eligible client.

The Access to Wellness Coordinator attends established treatment meetings at provider agencies and hospitals to identify clients and work with their treatment teams to utilize the funding effectively. A portion of the Access to Wellness Project funds this year's expansion of a part time to a full time P2R employee to act as a single point of coordination and a part time employee to act as case manager for these dollars. Utilizing a Peer Recovery Supporter to fulfill the Access to Wellness Coordinator role adds someone with lived experience to the client's team to have the dual benefit of their coordination and execution of Access to Wellness funding, as well as being able to offer treatment engagement support.

Planning considerations or impact specific to Diversity, Equity and Inclusion:

P2R is an agency that engages with and serves minority populations. The Access to Wellness Coordinator and treatment teams assess client need based on the individual client and their circumstances.

Related Facts: Those receiving the funding do not have to be connected to a behavioral health treatment system for on-going care per OhioMHAS guidelines. These funds are designed to support stability in a person's life so that they are then able to focus on their mental health recovery.

Number Served: unduplicated clients through May in FY24: 91

System Impact: These funds will allow stability in a person's life who otherwise may be involved with, or vulnerable to involvement with, an institution such as hospitalization or incarceration.

| | |
|---|--|
| Metrics <i>(How will goals be measured)</i> | Fiscal information relating to where dollars are spent are submitted to the board quarterly. Number of clients who are hospitalized, reincarcerated or admitted to the county's CSU are measured. |
|---|--|

| | |
|---|--|
| Evaluation/ Outcome Data <i>(Actual results from program)</i> | FY24 through May totals Of 91 clients, 7 clients were psychiatrically hospitalized due to MH symptoms and 10 were reincarcerated at the county jail. Population breakdown: Criminal justice involvement: 64 Homelessness: 51 Developmental disabilities: 0 Veteran: 1 Over age of 65: 5 |
|---|--|



Agenda Process Sheet **06.24.04**

- COMMUNITY PLANNING & OVERSIGHT**
- FINANCE COMMITTEE**
- OTHER COMMITTEE**
- BOARD OF DIRECTOR'S MEETING**

NEW PROGRAM **CONTINUING PROGRAM** **EXPANDING PROGRAM**

Subject: Behavioral Health & Wellness Coordinator

Contract Entities: Education Services Center of Lorain County (ESC)

Contract Term: July 1, 2024- June 30, 2025

Funding Source(s): OhioMHAS

Contract Amount: \$92,713.65

Project Description:

The Behavioral Health Wellness Coordinator is a collaborative position between an agency and a school. Miami University's Center of Excellence provides consultation and program evaluation. Knollwood Elementary and The Educational Services Center of Lorain County will partner on this initiative with the employment resting with the ESC and placement in Knollwood.

Planning considerations or impact specific to Diversity, Equity and Inclusion:

The ESC is an Equal Opportunity Employer and will consider diversity in its hiring as an asset.

Related Facts:

The Wellness Coordinator works to:

- Connect and coordinate student behavioral health services and staff wellness programming (within the school district and among community partners).
- Serve as a key staff member in a school's efforts to plan for, implement, and sustain behavioral health and wellness efforts.
- Provide a variety of services, including (1) behavioral health promotion, (2) prevention, (3) early identification, (4) evidence-based intervention, (5) referral processes, and (6) guided support services across the multi-tiered spectrum for K-12 students, especially those most vulnerable.
- Focus on preventing and supporting students experiencing non-academic barriers to learning, including behavioral health concerns, substance use, and family and relationship concerns.

System Impact:

Collaboration between MHARS, Schools and Providers brings behavioral health subject matter experts and educators together. This initiative is in its second year of this five-year funding opportunity. Partnership and planning for braided funding for sustainability and growth are supported with this start up program.

| | | | | | | | |
|--|---|---|---|--|--|---|---|
| <p>Metrics (How will goals be measured)</p> | <p>Semiannual reporting</p> <ul style="list-style-type: none"> • Number of students engaged in wellness and prevention activities- Students are receiving all level of tiered supports. At a tier 3 level students are being seen on a one on one basis by school staff and community partners, at a tier 2 level students are receiving check-ins and groups such as, Anxiety group-10 students, Friendship group-10 students, PBIS- All 206 students are receiving Tier 1 support and classroom push-ins. • Number of the staff engaged in school-wide wellness programs-In March I started Wellness Wednesdays and the whole staff participated (47 staff) <div data-bbox="324 751 1477 1596"> <p>Ohio School Report Cards</p> <p>2022 - 2023 Report Card for Knollwood Elementary School</p> <p>3 Meets state standards</p> <p>Districts and schools receive an overall rating of 1 to 5 stars in half-star increments. The overall rating is comprised of five rated components. The College, Career, Workforce and Military Readiness Component is report only and does not contribute to the overall rating on the 2023 Ohio School Report Cards.</p> <table border="0"> <tr> <td> <p>Achievement ☆☆☆☆</p> <p>This component represents whether student performance on state tests met established thresholds and how well students performed on tests overall.</p> <p>Performance Index 0.0%</p> </td> <td> <p>Progress ☆☆☆☆</p> <p>This component looks closely at the growth all students are making based on their past performances.</p> </td> <td> <p>Gap Closing ☆☆☆☆</p> <p>The Gap Closing Component is a measure of the reduction in educational gaps for student subgroups.</p> <p>Annual Performance Goals 50.0%</p> <p>Exceeds state standards in closing educational gaps</p> </td> </tr> <tr> <td> <p>Graduation ☆☆☆☆</p> <p>The Graduation Component is a measure of the four-year adjusted cohort graduation rate and the five-year adjusted cohort graduation rate.</p> <p>Graduation Rates <i>This school is not evaluated for graduation rate because there are not enough students in the graduating class.</i></p> </td> <td> <p>Early Literacy ★☆☆☆☆</p> <p>The Early Literacy Component is a measure of reading improvement and proficiency for students in kindergarten through third grade.</p> <p>Improving K-3 Literacy Third Grade Reading Proficiency Promotion to Fourth Grade 44.1% NC NC</p> <p>Needs significant support to meet state standards in early literacy (K-3).</p> </td> <td> <p>College, Career, Workforce and Military Readiness ☆☆☆☆</p> <p>This component looks at how well-prepared Ohio's students are for future opportunities, whether training in a technical field or preparing for work or college.</p> <p>Students who are Ready NC</p> </td> </tr> </table> </div> <p>• Staff self-report:</p> <p>I started in this role in February. When starting this new role, I had roughly 30 courses that I completed through the ESC, several trainings to complete through the school district, several trainings to complete through Miami University, a four-part SAP training, a full day training on Mental Health First Aid, and a full day in Columbus for Miami University. Starting in the middle of the school year was a bit challenging, but I spent time meeting with staff and students building rapport. I worked to identify who could be a part of the SAP team, worked on creating a SAP referral and working on bringing SAP back into Knollwood. I participated on the PBIS team and helped them</p> | <p>Achievement ☆☆☆☆</p> <p>This component represents whether student performance on state tests met established thresholds and how well students performed on tests overall.</p> <p>Performance Index 0.0%</p> | <p>Progress ☆☆☆☆</p> <p>This component looks closely at the growth all students are making based on their past performances.</p> | <p>Gap Closing ☆☆☆☆</p> <p>The Gap Closing Component is a measure of the reduction in educational gaps for student subgroups.</p> <p>Annual Performance Goals 50.0%</p> <p>Exceeds state standards in closing educational gaps</p> | <p>Graduation ☆☆☆☆</p> <p>The Graduation Component is a measure of the four-year adjusted cohort graduation rate and the five-year adjusted cohort graduation rate.</p> <p>Graduation Rates <i>This school is not evaluated for graduation rate because there are not enough students in the graduating class.</i></p> | <p>Early Literacy ★☆☆☆☆</p> <p>The Early Literacy Component is a measure of reading improvement and proficiency for students in kindergarten through third grade.</p> <p>Improving K-3 Literacy Third Grade Reading Proficiency Promotion to Fourth Grade 44.1% NC NC</p> <p>Needs significant support to meet state standards in early literacy (K-3).</p> | <p>College, Career, Workforce and Military Readiness ☆☆☆☆</p> <p>This component looks at how well-prepared Ohio's students are for future opportunities, whether training in a technical field or preparing for work or college.</p> <p>Students who are Ready NC</p> |
| <p>Achievement ☆☆☆☆</p> <p>This component represents whether student performance on state tests met established thresholds and how well students performed on tests overall.</p> <p>Performance Index 0.0%</p> | <p>Progress ☆☆☆☆</p> <p>This component looks closely at the growth all students are making based on their past performances.</p> | <p>Gap Closing ☆☆☆☆</p> <p>The Gap Closing Component is a measure of the reduction in educational gaps for student subgroups.</p> <p>Annual Performance Goals 50.0%</p> <p>Exceeds state standards in closing educational gaps</p> | | | | | |
| <p>Graduation ☆☆☆☆</p> <p>The Graduation Component is a measure of the four-year adjusted cohort graduation rate and the five-year adjusted cohort graduation rate.</p> <p>Graduation Rates <i>This school is not evaluated for graduation rate because there are not enough students in the graduating class.</i></p> | <p>Early Literacy ★☆☆☆☆</p> <p>The Early Literacy Component is a measure of reading improvement and proficiency for students in kindergarten through third grade.</p> <p>Improving K-3 Literacy Third Grade Reading Proficiency Promotion to Fourth Grade 44.1% NC NC</p> <p>Needs significant support to meet state standards in early literacy (K-3).</p> | <p>College, Career, Workforce and Military Readiness ☆☆☆☆</p> <p>This component looks at how well-prepared Ohio's students are for future opportunities, whether training in a technical field or preparing for work or college.</p> <p>Students who are Ready NC</p> | | | | | |

| | |
|--|---|
| | <p>in applying for the next tier. I started and implemented Wellness Wednesdays in May, which the staff really seemed to enjoy. I started to attend Student Services meetings and began to gather information on how to help staff and students in my building.</p> |
|--|---|



Agenda Process Sheet 06.24.06

- COMMUNITY PLANNING & OVERSIGHT COMMITTEE**
- FINANCE COMMITTEE**
- OTHER COMMITTEE**
- BOARD OF DIRECTOR'S MEETING**

-
- NEW PROGRAM** **CONTINUING PROGRAM** **EXPANDING PROGRAM**

Subject: Reentry Coordinator Position (jail)

Contract Entity(s): Lorain County Sheriff's Office

Contract Term: FY25

Funding Source(s): NEO Collaborative funds

Contract Amount: \$79,700.49

Account Number:

Project Description:

Piloted in 2019, MHARS funds 1 FTE to coordinate behavioral health and social determinants of health supports at the county jail. All inmates may request reentry support. Those identified with behavioral health needs are engaged and offered services proactively. A model of engage/inform/encourage/offer/act is used.

Addiction pre/post release services
Mental Health pre/post release services
Medically Assisted Treatment pre/post release
Transportation assistance post release
Housing/Homelessness Services

Narcan kit and training upon release
Medicaid Enrollment
Employment Assistance
Specialty Docket Court Services
Veteran's Linkage

Planning considerations or impact specific to Diversity, Equity and Inclusion: Cultural preferences are acknowledged and taken into consideration when referring to agencies and treatment.

Related Facts: Program has been successful and has been highlighted in presentations throughout the state.

Number Served: Metrics are below

System Impact: At release, a hard-wired connection to behavioral health services is critical to decreasing re-incarceration. Addressing basic needs such as housing and linkage to social services and Medicaid are also critical. The ability to provide in-house assessments for use by courts for pre-hearing and pre-release will enable shorter periods of incarceration and informed sentencing.

| LCSO / MHARS Rapid Re-Entry Data | Q3 2022 | Q4 2022 | Q1 2023 | Q2 2023 | Q3 2023 | Q4 2023 | |
|--|--------------------|--------------------|--------------------|--------------------|--------------------|--------------------|------|
| Number of persons booked | 1968 | 1739 | 2043 | 2151 | 2049 | 1820 | |
| Whole number of persons served (ENCOUNTERS) | 534 | 629 | 560 | 564 | 670 | 541 | |
| Number of persons served (unique) | 349 | 321 | 363 | 325 | 382 | 361 | 2456 |
| Number of persons served more than once during same quarter | 115 | 143 | 114 | 119 | 155 | 106 | |
| Number of persons identified with behavioral health needs | 414 | 374 | 403 | 424 | 380 | 399 | 2761 |
| Number of persons requiring detoxification | 346 | 343 | 359 | 401 | 366 | 375 | 2529 |
| Number requiring detox from alcohol/benzo | 184 | 188 | 175 | 199 | 177 | 201 | |
| Number requiring detox from opioids | 204 | 200 | 231 | 251 | 218 | 198 | |
| Number interviewed for NARCAN | 145 | 146 | 178 | 149 | 182 | 154 | |
| Number who declined NARCAN services | 90 | 98 | 102 | 79 | 130 | 113 | |
| Number who wanted NARCAN services | 55 | 48 | 76 | 70 | 51 | 40 | |
| Number who received NARCAN | 46 | 42 | 66 | 64 | 41 | 32 | |
| Number of persons receiving MAT | 12 | 4 | 86 | 109 | 75 | 62 | |
| GPRA | | | 20 | 46 | 21 | 8 | |
| Number of Medicaid applications submitted | 11 | 8 | 18 | 11 | 15 | 12 | |
| Approved | 7 | 3 | 10 | 7 | 9 | 8 | |
| Renewed | 1 | 1 | 0 | 1 | 0 | 1 | |
| Pending | 1 | 2 | 5 | 2 | 5 | 3 | |
| Denied | 2 | 2 | 3 | 1 | 1 | 1 | |
| Number of SNAP applications submitted | 22 | 10 | 23 | 12 | 14 | 16 | |
| Approved | 2 | 1 | 5 | 5 | 5 | 6 | |
| Renewed | 0 | 0 | 0 | 0 | 0 | 0 | |
| Pending | 7 | 0 | 4 | 2 | 6 | 4 | |
| Denied | 13 | 9 | 14 | 5 | 3 | 6 | |
| Number of persons self-identified as "homeless" | 59 | 58 | 58 | 56 | 72 | 48 | |
| Number interviewed | 35 | 36 | 36 | 38 | 54 | 32 | |
| Declined assistance | 17 | 18 | 18 | 15 | 15 | 11 | |
| Released to residential TX | 4 | 4 | 4 | 3 | 6 | 4 | |
| Provided housing | 5 | 12 | 3 | 12 | 21 | 11 | |
| No coordination | 6 | 0 | 2 | 0 | 18 | 16 | |
| Released to other agency | 3 | 2 | 9 | 8 | 12 | 6 | |
| Number of persons referred to Specialty Dockets | 24 | 18 | 21 | 25 | 40 | 23 | |
| Referred to Wellness Court | 3 | 3 | 0 | 5 | 11 | 7 | |
| Accepted | 0 | 0 | 0 | 1 | 0 | 2 | |

| | | | | | | |
|---|-----|-----|-----|--------|-----|------|
| Denied | 2 | 2 | 0 | 2 | 7 | 3 |
| Pending | 1 | 1 | 0 | 2 | 4 | 2 |
| Referred to Recovery Court | 15 | 11 | 16 | 18 | 18 | 20 |
| Accepted | 3 | 4 | 6 | 3 | 2 | 2 |
| Denied | 9 | 7 | 7 | 10 | 11 | 14 |
| Pending | 3 | 0 | 3 | 5 | 5 | 4 |
| Referred to Veterans Court | 1 | 2 | 0 | 0 | 2 | 0 |
| Accepted | 0 | 0 | 0 | 0 | 0 | 0 |
| Denied | 1 | 1 | 0 | 0 | 1 | 0 |
| Pending | 0 | 1 | 0 | 0 | 1 | 0 |
| Referred to Municipal Specialties | 0 | 2 | 5 | 2 | 10 | 5 |
| Number of persons referred to Veterans AOC | 64 | 66 | 63 | 76 | 56 | 64 |
| No Record of service | 11 | 17 | 19 | 23 | 11 | 14 |
| Eligible for assistance | 27 | 29 | 19 | 22 | 29 | 23 |
| Not Eligible for assistance | 26 | 20 | 25 | 31 | 16 | 26 |
| Number of chemical dependency assessments conducted | 25 | 15 | 16 | 15 | 19 | 11 |
| Requested by CP | 20 | 10 | 5 | 14 | 11 | 8 |
| Requested by Muni | 5 | 5 | 3 | 3 | 7 | 2 |
| Ordered by CP | 0 | 2 | 6 | 2 | 2 | 3 |
| Requested by inmate | 2 | 0 | 0 | 0 | 0 | 0 |
| Conducted by inmate request | 0 | 0 | 0 | 0 | 0 | 0 |
| Number of persons connected to a community AoD TX agency of their choice prior to release | 117 | 110 | 121 | 121 | 126 | 112 |
| Number with community TX appointment set prior to release | 8 | 4 | 2 | 2 | 0 | 10 |
| Referred to for Peer Support | 38 | 33 | 34 | 46 | 62 | 40 |
| Number receiving LGR Peer Support in custody | | | 37 | 41 | 67 | 45 |
| Number of LGR Peer Support hours provided while in custody | | | 65 | 105.25 | 78 | 95.5 |
| Number of LGR Peer Support transportation hours to TX from jail | | | 3 | 7.75 | 10 | 6 |
| Number of Bus Tickets provided to Re-Entry connected persons | | | 13 | 13 | 15 | 15 |



Agenda Process Sheet 06.24.08

- COMMUNITY PLANNING & OVERSIGHT COMMITTEE**
- FINANCE COMMITTEE**
- OTHER COMMITTEE**
- BOARD OF DIRECTOR'S MEETING**

-
- NEW PROGRAM** **CONTINUING PROGRAM** **EXPANDING PROGRAM**

Subject: Consultation, Education, Community Based Process

Contract Entity(s): Beech Brook

Contract Term: FY24

Funding Source(s): Levy

Contract Amount: Allocation increase \$20,000 for a new total of \$67,700

Project Description: The purpose of consultation services is the early identification of mental health problems and linkage to services along a continuum of intervention to include education and training, prevention, early identification, early intervention and referral for treatment.

Planning considerations or impact specific to Diversity, Equity and Inclusion: Services were provided to Elyria City Schools which is a very diverse district.

Related Facts: Beech Brook staff facilitated SOS programming for all 7-12 graders who attend Elyria City Schools per district request as mandated by HB 123.

Number Served: 2620 youth were served.

System Impact: Students were provided suicide prevention programming and screened for additional services as needed.

| | |
|---|---|
| Metrics <i>(How will goals be measured)</i> | Data will be kept on the number of youth who screened in for needing additional behavioral health support. Referrals to school social workers and network agencies will be tracked as will MRSS data. |
|---|---|

| | |
|---|--|
| Evaluation/ Outcome Data <i>(Actual results from program)</i> | Post program data will be available once all of the trainings have been completed. |
|---|--|

Executive Committee Meeting Report

Friday, June 21, 2024 8:00am MHARS Board Office – Conference Room

The Executive Committee shall be composed of the Chair, the Vice Chair, Secretary, Chief Governance Officer, and ALL Chairs of Standing Committees. Between the meetings of the BOD, the Executive Committee, shall have, and may exercise, the authority of the BOD, except as such authority is limited by statute. The Executive Committee shall have only such power and authority of the BOD between meetings of the BOD as shall be necessary to address crisis situations of the Board; any such action taken by the Executive Committee between meetings of the BOD shall be subject to ratification or modification by the BOD at its next regularly scheduled meeting.

Committee Members Present: Daniel Urbin, Board Chair; Mike Babet, Vice Chair, James Schaeper, Chief Governance Officer; Sandra Premura, Secretary; Tim Barfield, Michele Flanagan

Staff Present: Michael Doud, Barry Habony, Vinaida Reyna

I. Informational

- a. LCCRC Change Order No. 5 (attachment)
 - Todd Cooper, Owner Rep, provided the committee members with updates of the project.

II. Recommendation

a. Executive Director's Evaluation and Contract

- The committee was disappointed in the Board's Self Evaluation and Executive Director's evaluation in regard to how many board members responded, only 60% returned. The committee recognizes the personal commitments of board members and want to be respectful of their time. Moving forward, we will set aside thirty (30) minutes during a board meeting for those who did not complete both evaluations by the due date to complete at the meeting.

III. Executive Session *for the purpose of "Appointments, dismissal, discipline, promotion, demotion or compensation of an employee or BOD member, or the investigation of charges or complaint against an employee or BOD member."* Board of Directors' Bylaws Article V: Meetings Section 5 Open Meeting Act.

- Michele Flanagan made a motion to enter into Executive Session. Seconded by James Schaeper. All in favor. Motion carried.
- Committee Members entered into Executive Session at 8:30am. All staff were dismissed.
- Sandra Premura made a motion to end Executive Session. Seconded by James Schaeper. All in favor. Motion carried.
- Committee Members came out of Executive Session at 8:50am.

IV. Unfinished Business

a. Letter to Todd Cooper, Owner Rep and Panzica (attachment)

V. Determination of Consent Agenda

- The Committee recommends approving a new contract agreement with the Executive Director effective 7/1/2024-6/30/2026.

VI. End meeting with Tour of LCCRC Construction Site (South Broadway Ave.)

Next Meeting: as needed

*LORAIN COUNTY
CRISIS AND
RECEIVING
CENTER*



PROJECT MILESTONES

- Contract
- Substantial Completion
 - Contract – May 3, 2025
 - Schedule – August 7, 2025 Pending PCO-004 for the North Building Site
- Contract Completion Date
 - Contract – June 2, 2025 Under Review
 - Schedule – September 6, 2025 Pending PCO-004 for the North Building Site
- Payments Percentage Completed as of June 20– 19%

*OLD MAY PROGRESS:
NORTH SITE FOUNDATIONS*



*JUNE PROGRESS
NORTH SITE BUILDING
STEEL ERECTION*



NORTH SITE BUILDING STEEL ERECTION



NORTH SITE BUILDING STEEL ERECTION



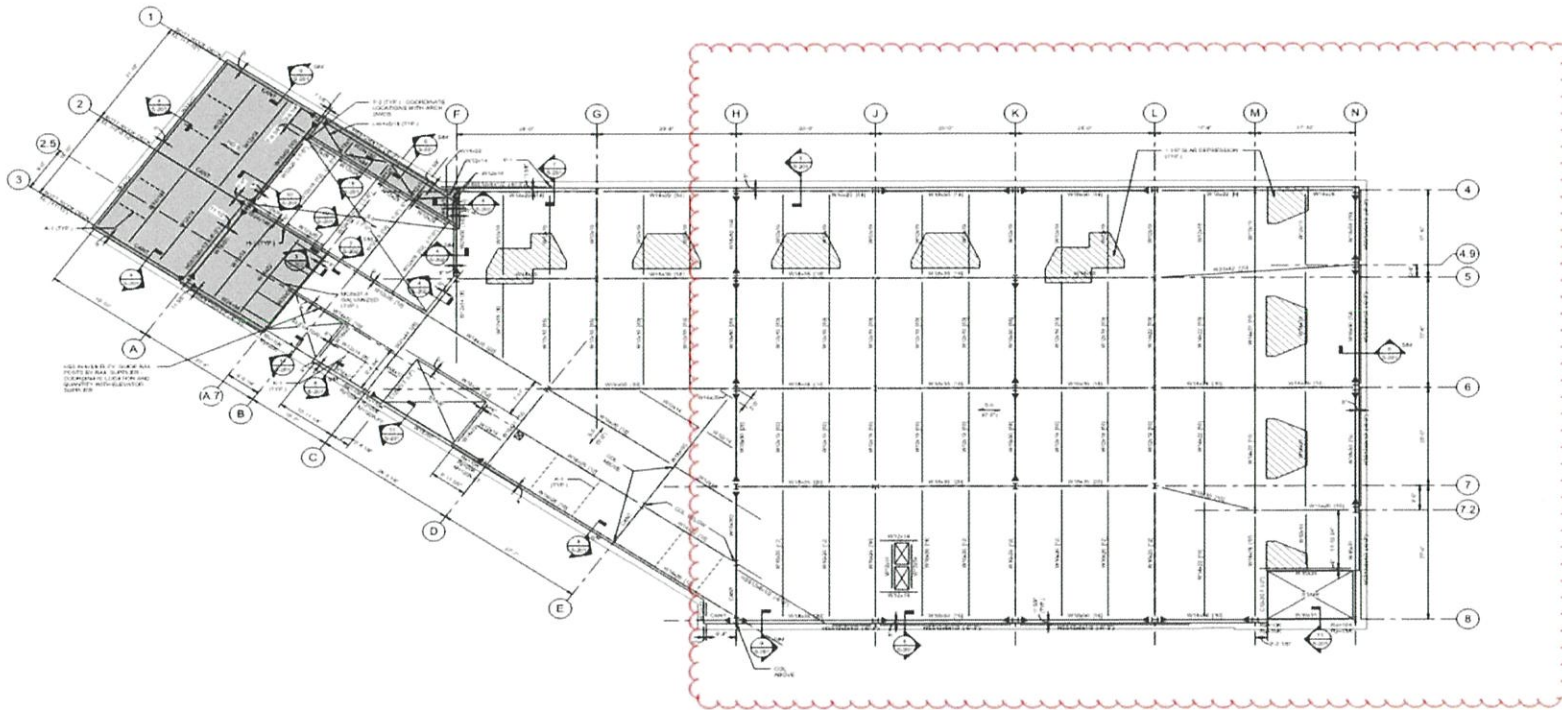
*NORTH SITE BUILDING
STEEL ERECTION AND
CONCRETE FOOTINGS*



NORTH SITE BUILDING ELEVATOR PIT & STEM WALLS



CONSTRUCTION ACTIVITIES: STEEL ERECTION



SECOND FLOOR FRAMING PLAN

CONSTRUCTION ACTIVITIES

Current Work

Structural Steel Erection

Concrete Spread Footers and Stem Walls

Site Utilities

Seeding and Mulching behind curb

Looking Ahead 2 months

Installing footer underdrains

MEP Rough-In

Switching Traffic to the South Drive: July 8th

Removing and Replacing North Drive

Placing Asphalt for Emergency Drive

Installing Permanent Power – First Energy

T&M CHANGE ORDER UPDATES

| | | Approved | Actual | Status |
|----------|----------------------------|---------------|---------------|--------------|
| 24-01-03 | South Drive Change Order 1 | \$ 178,221.00 | \$ 168,784.00 | Final |
| 24-02-05 | South Drive Change Order 2 | \$ 262,670.00 | \$ 214,917.00 | Final |
| 24-04-03 | Building Pad Remediation | \$ 278,625.00 | \$ 275,567.25 | Under Review |
| | Foundation Undercuts | | \$ 29,559.60 | |



THANK YOU

Todd Cooper

Hill International

Board of Directors Evaluation of Executive Director FY24

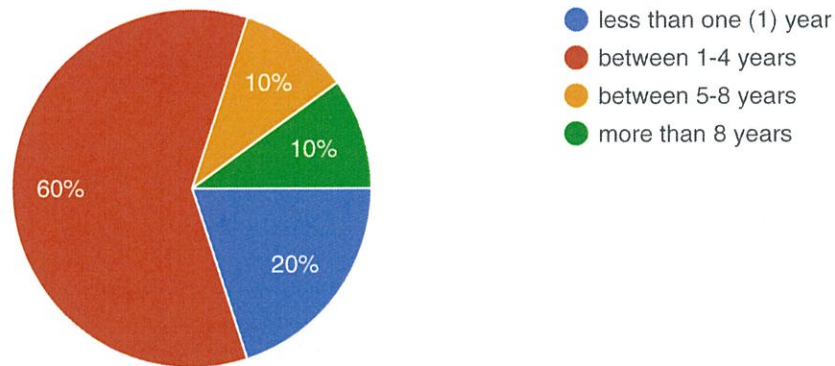
10 responses

[Publish analytics](#)

How many years have you served on the MHARS Board?

 Copy

10 responses



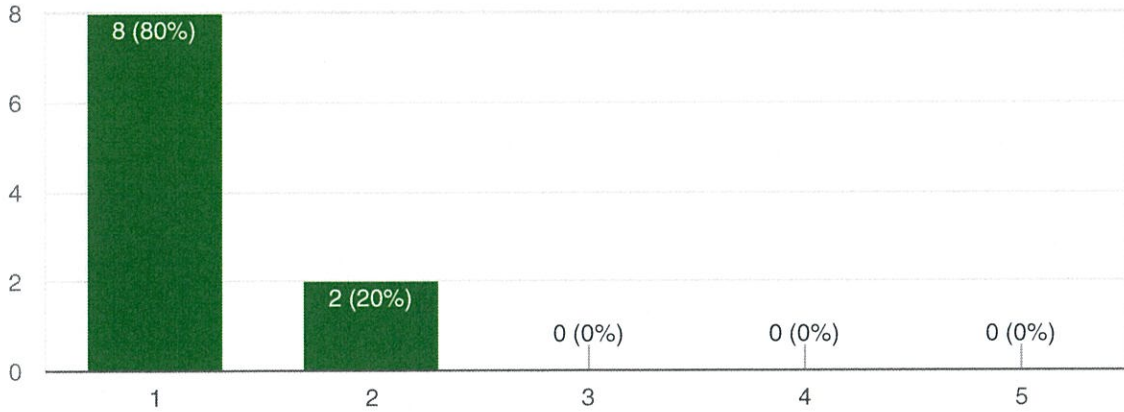
KEY FOR USING LINEAR SCALE:



1a. PREPARATION AND ORGANIZATION: The Executive Director is prepared for Committee/Board meetings; is prepared to provide information and recommendations to facilitate Committee/Board action.



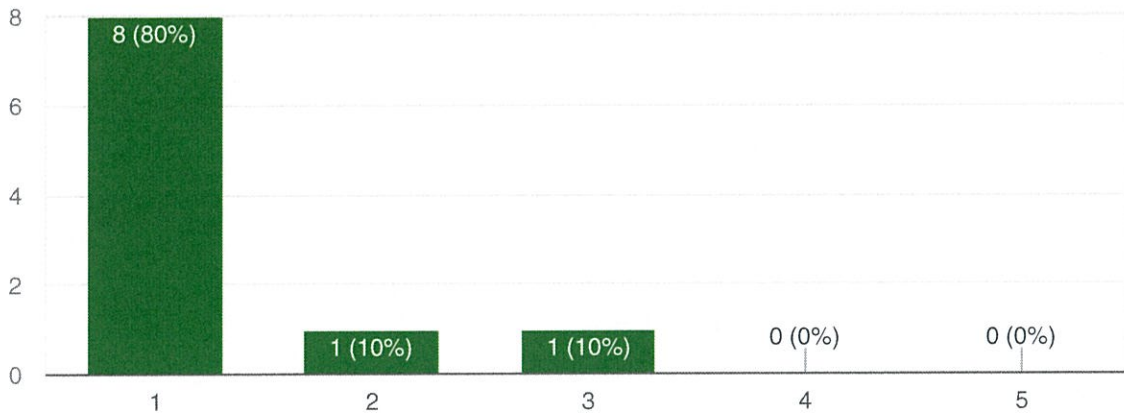
10 responses



1b. PREPARATION AND ORGANIZATION: The Executive Director works to achieve meetings which are organized, businesslike, and kept to a reasonable length.



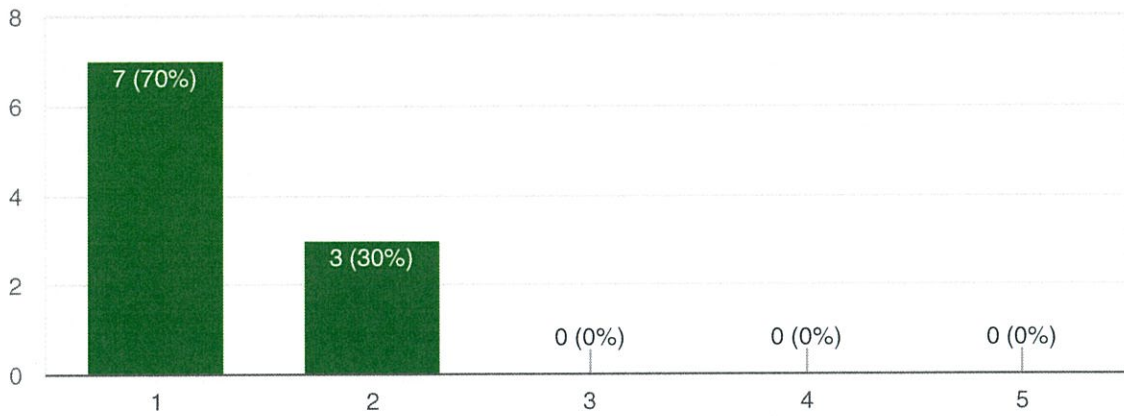
10 responses



2a. KNOWLEDGE: The Executive Director exhibits a good knowledge of the policies, guidelines, regulations and laws that relate to the Board..



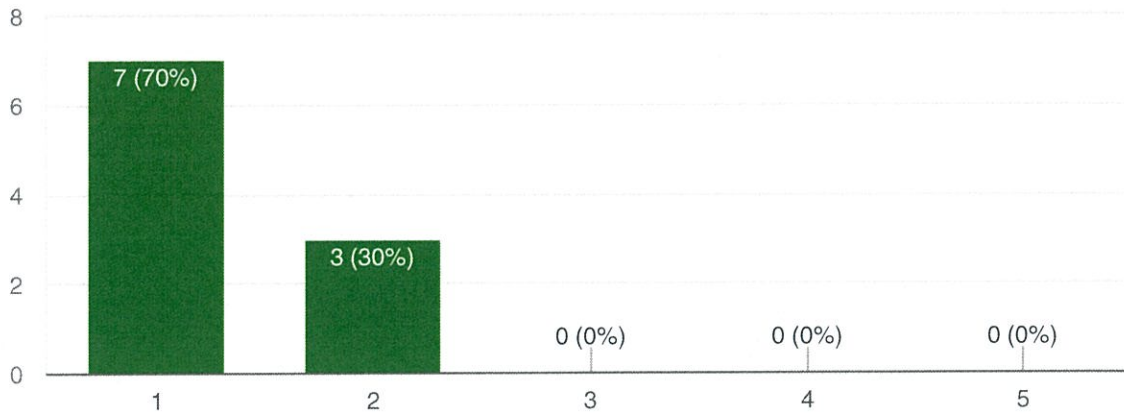
10 responses



2b. KNOWLEDGE: The Executive Director has administrative skills to facilitate Board and staff compliance with such guidelines.



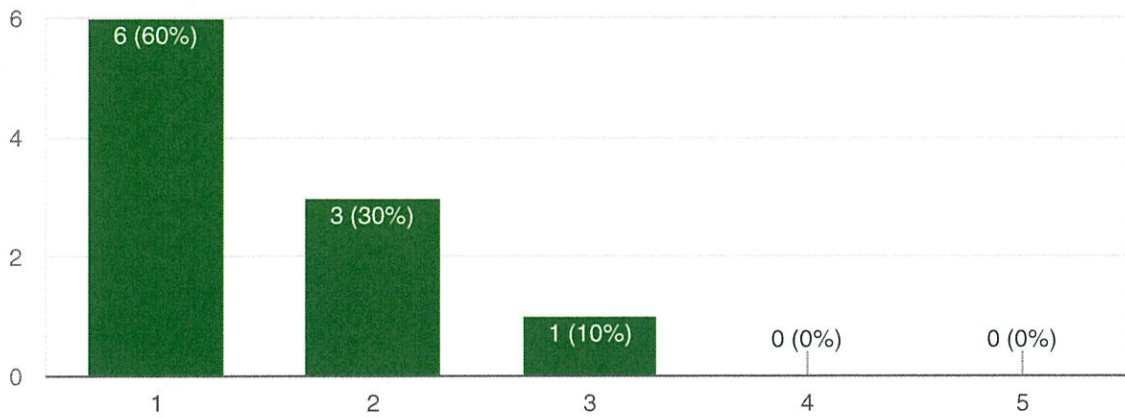
10 responses



3a. COMMUNICATION: The Executive Director identifies emerging trends and issues in mental health and recovery services.



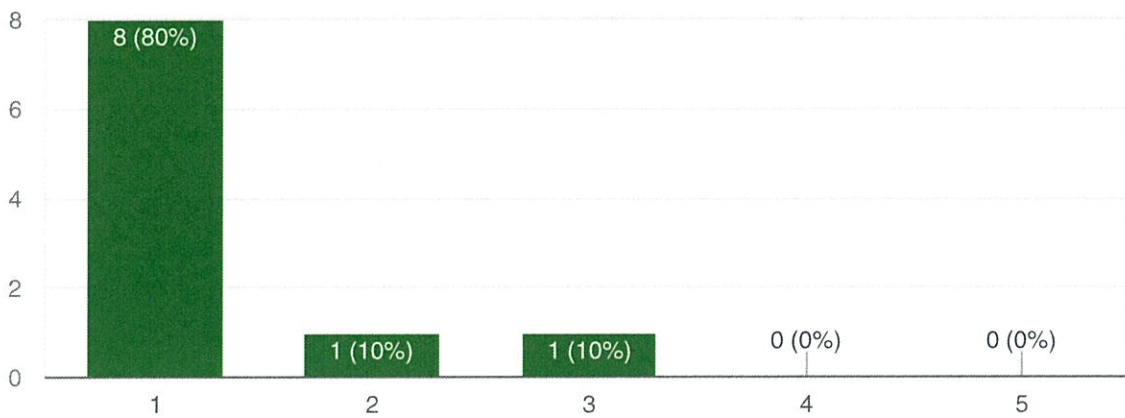
10 responses



3b. COMMUNICATION: The Executive Director informs the Board on all matters of concern including changes, innovations and trends.



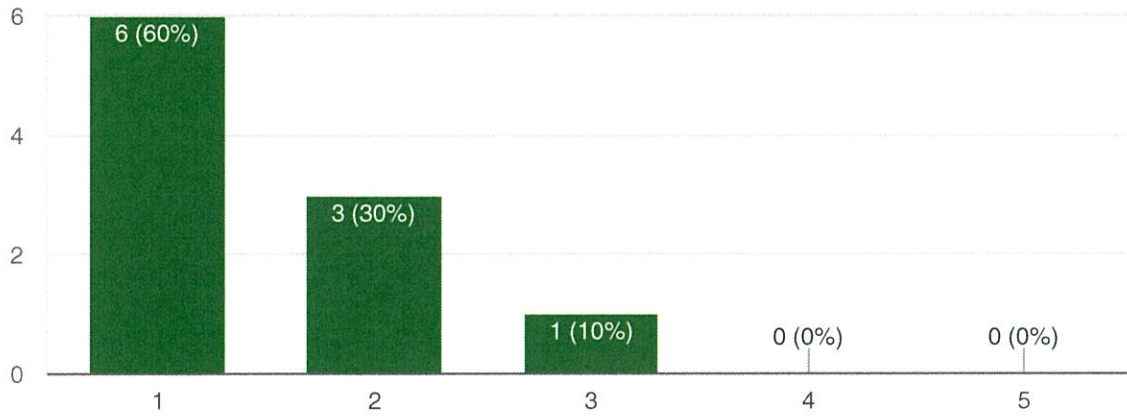
10 responses



4a. ADMINISTRATION: The Executive Director administers Board operations in a fiscally sound manner; displays good judgment in business transactions.



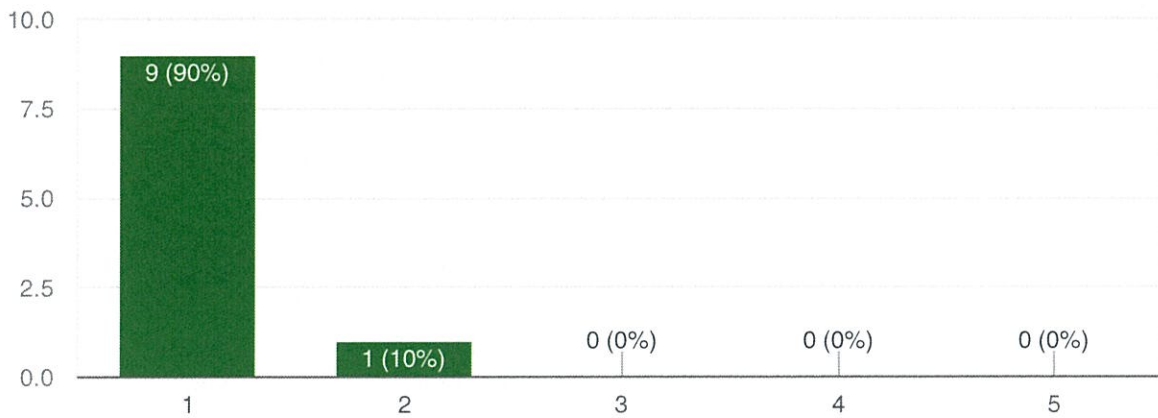
10 responses



4b. ADMINISTRATION: The Executive Director develops an efficient and effective administrative team.



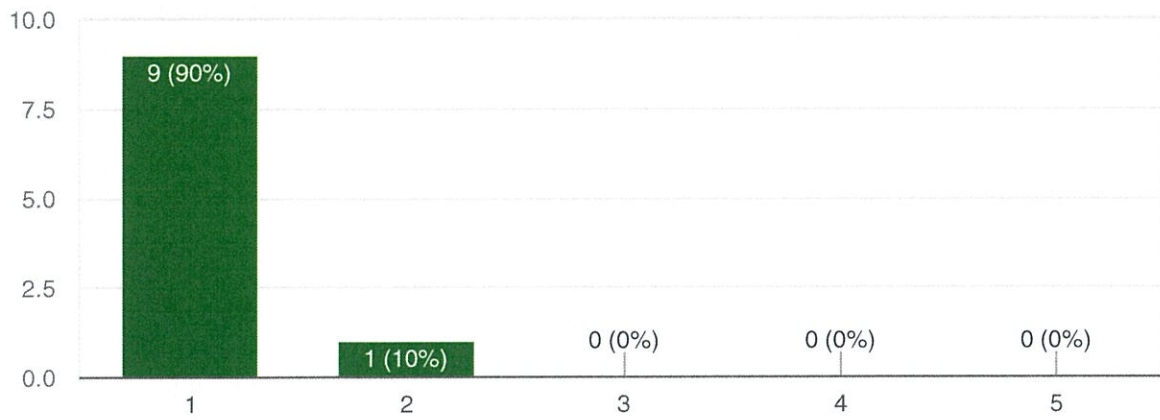
10 responses



5a. PROFESSIONALISM: The Executive Director operates in an ethical and professional manner and maintains a friendly, courteous attitude.



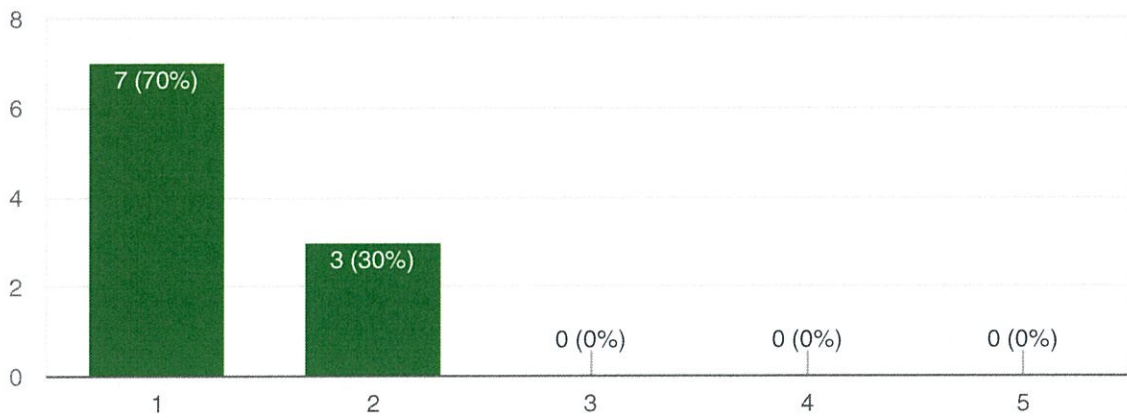
10 responses



5b. PROFESSIONALISM: The Executive Director listens to Board Member ideas and suggestions.



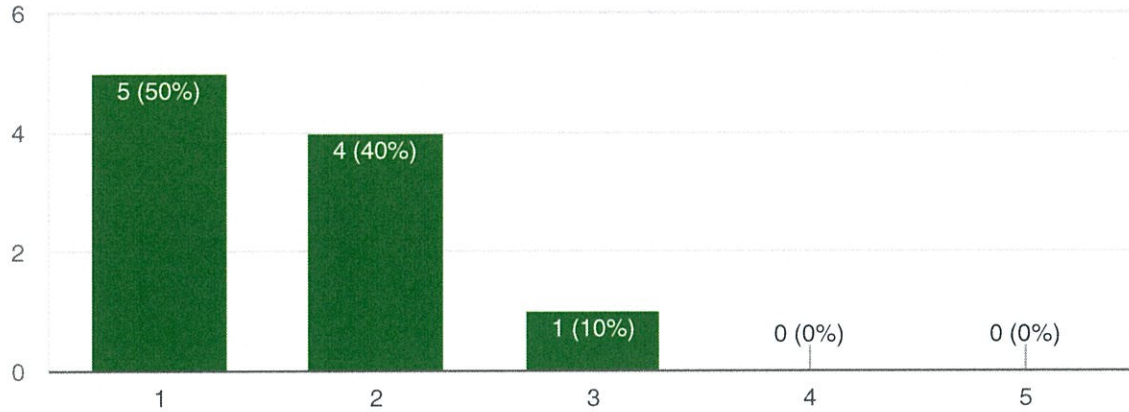
10 responses



6a. INNOVATION: The Executive Director demonstrates a strategic approach, generates ideas, and seeks creative ways to improve and vitalize the organization.



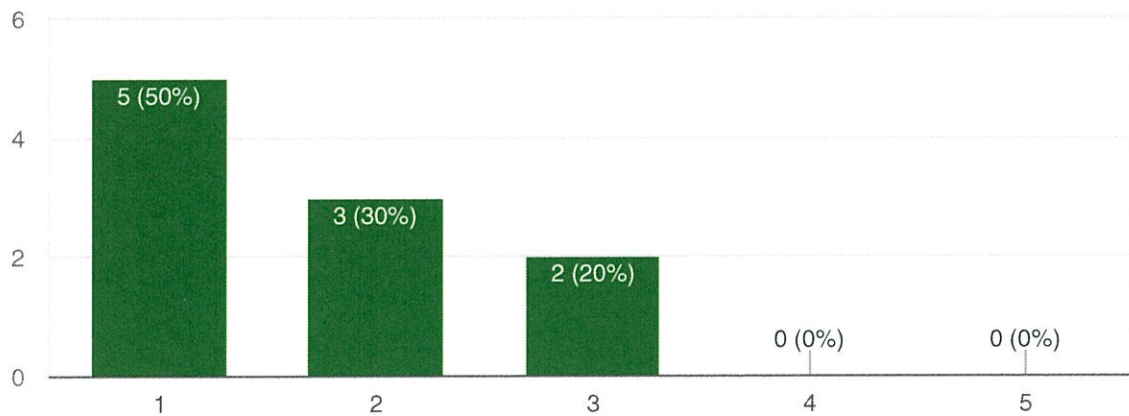
10 responses



6b. INNOVATION: The Executive Director advises the Board on priority needs based on an assessment of consumer needs.



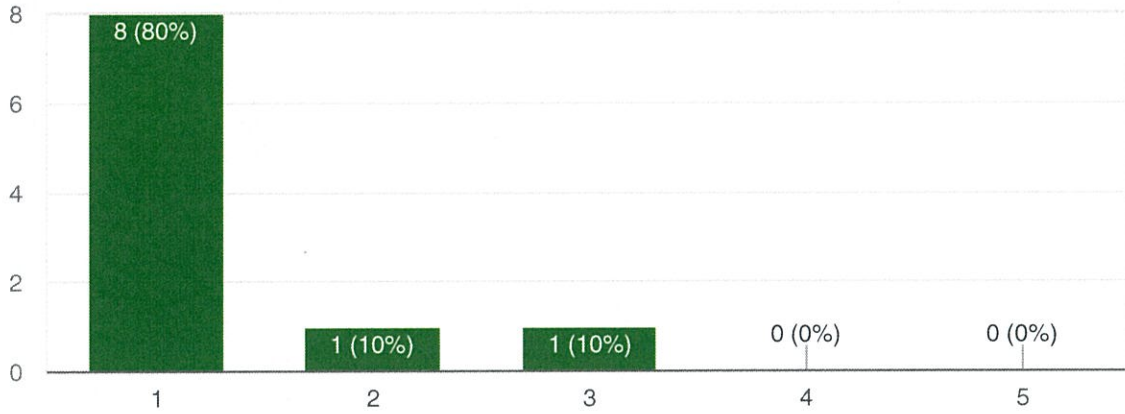
10 responses



7a. **ADVOCACY:** The Executive Director advocates at the state and federal level regarding financial and quality assessment issues that impact mental health and recovery services in the community.



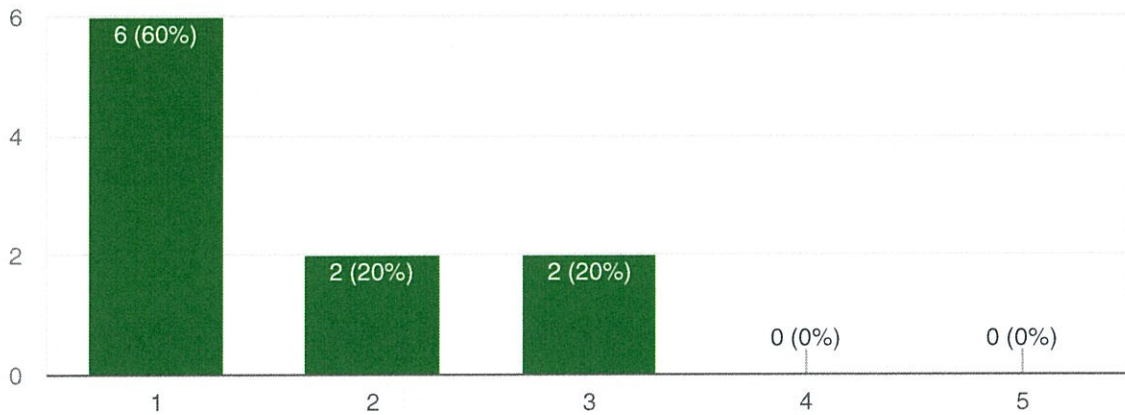
10 responses



7b. **ADVOCACY:** The Executive Director maintains services throughout the community and fair distribution of funds among our agencies while keeping focused on our primary mission to maintain services to the consumer.



10 responses



Comments:

5 responses

Continue to be amazed at the effectiveness of our Director. So grateful for his professionalism and commitment. Solid Team, results oriented, goal directed.

Mr. Doud is an asset to MHARS and Lorain County.

I think michael does a great job

I think our Executive Director does and excellent job communicating with the board on important issues. He is very knowledgeable and professional and is open to recommendations and suggestions from the board members.

I believe Michael Doud is doing a great job.

THANK YOU!

This content is neither created nor endorsed by Google. [Report Abuse](#) - [Terms of Service](#) - [Privacy Policy](#)

Google Forms





Mental Health, Addiction & Recovery Services Board of Lorain County

Board of Directors June 7, 2024

Charlita Anderson-
White

David Ashenhurst

Mike Babet
Vice-Chair

Tim Barfield

Monica Bauer

Patricia Bell

Tim Carrion

Wanda Ewing

Michael Finch

Michele Flanagan

Earl Martin

Pat McGervey

Dr. Hope Moon

Clifton Oliver

Sandra Premura
Secretary

James Schaeper
Chief Governance
Officer

Robert Stipe

Daniel Urbin
Board Chair

Todd Cooper
Hill International
9150 South Hills Blvd., Suite 250
Broadview Heights, OH 44147

RE: Lorain County Crisis Receiving Center Project

The Mental Health, Addiction and Recovery Services Board of Lorain County (Board) has concerns about the Lorain County Crisis Receiving Center's project contingency fund. As you know, the project original construction contract was \$14,130,148 and now at \$14,525,903 with one (1) outstanding change order not to exceed additional \$278,625. The contingency allowance built into that contract price has been depleted. The failure to test the soil for the south road has negatively impacted the project's budget and timeline. This project is in the early stage of construction and the Board wants to avoid unnecessary increase construction cost.

As steward of public funds, I'm requesting you provide the Board with steps taken to minimize errors moving forward. In addition, to identify any issues or concerns that may prevent the contractor from producing the final, completed crisis receiving center project for the amount identified above. I look forward to your response.

Sincerely,

Dan Urbin, Chair

Executive Director Report

June 25, 2024

Health Policy Institute of Ohio

Tonya Birney, MS, LPC, LICDC, OCPC, is the Director of Prevention Services for the Mental Health and Addiction Recovery Services Board of Lorain County and has been identified as a preventionist that is making strides with investing in Ohio Communities, specifically in advancing equity by bringing community partners together to work together on critical issues Lorain County is facing. Ms. Birney will serve on a panel discussion in late July with the Health Policy Institute involving; reducing the overdose death rate, prevent addiction to tobacco and alcohol, prevention of community violence and investing in Ohio's communities.

Appreciation Breakfast 2024

The MHARS Board expressed some gratitude and good taste on June 7, 2024 by holding our annual Appreciation Breakfast for all of our providers. Gathering Hope House offered their facilities and the MHARS staff and Board of Director Tim Barfield cooked up and served free breakfast throughout the morning. Our providers work hard throughout the year for our community with little recognition and we feel it's important to show some gratitude for their efforts. All in attendance seemed pleased and appreciative.

Lorain County Crisis Receiving Center

The Executive Board of The MHARS Board visited the LCCRC on June 21st and participated in the traditional "Beam" signing event on site with the Project Team and other organizations involved in the Project.

Juneteenth

The MHARS Board traditionally co-sponsors the annual Juneteenth Bluesfest at Lakeview Park, 1800 W. Erie Ave. in Lorain, which features entertainment including blues music and historical skits. Additionally, Rebecca Jones was part of the Juneteenth Caravan for Justice and Equality, a community caravan that proceeded through Lorain and Elyria and was capped off with community celebration sponsored by the Cleveland Clinic.

Mental Health & Addiction Conference

June 3rd & 4th, Michael Doud, Mark Johnson and Jinx Mastney attended Ohio's 2024 Mental Health & Addiction Conference hosted by the Ohio Association of County Behavioral Health Authorities. This conference highlighted Governor Mike DeWine and OhioMHAS investments into the mental health and wellbeing of Ohioans. The conference provided participants the opportunity to connect with advocates of behavioral healthcare & attend workshops on emerging best practices in the delivery of services.

Project Safe Summer

Lorain County Juvenile Court hosted the third annual Project Safe Summer meeting on Thursday, May 30, 2024. The purpose of this meeting was to promote efforts that are made by our respective entities to keep Lorain County safe and to discuss methods of collaboration between departments. With gun violence on the rise, Lorain County Juvenile Court provides venue of idea-sharing and discussion regarding efforts made to promote safety and decrease violent offenses in the

Executive Director Report

June 25, 2024

community. Each department attending (Michael Doud from MHARS Board) had the opportunity to share strategies with the group or ideas for future partnerships.

Welcome New Staff: Dorena Gilchrist

The MHARS Board of Lorain County is pleased to announce that on June 17, 2024 Dorena Gilchrist joined our team of professionals as Intersystem Program Director. Dorena brings a wealth of experience, having most recently worked at Lorain County Children Services as a Direct Services Supervisor. She also worked in criminal justice at the Ohio Department of Rehabilitation and Correction, and at The Nord Center as Director of Emergency Stabilization Services. She holds a Master of Science in Social Administration from Case Western Reserve University, and is a licensed independent social worker with supervisor and training designation. Dorena resides in Lorain County and gives back through various professional associations and activities: National Association of Social Workers, NAMI of Lorain County, Lorain County Suicide Prevention Coalition, and community partnering with the Confess Project of America.

Thank You to Jane Robertson

Additionally, we extend our sincere gratitude to Jane Robertson for her service as the Interim Intersystem Program Director since June 2021. She will continue in her role through July 31, 2024 to assist Dorena. Jane has been instrumental in helping Lorain County's youth and families, and for that, the MHARS Board is forever grateful to Jane.

UPCOMING TRAININGS, OUTREACH & EVENTS

JULY 2024

- 4 – Office Closed in Observance of Independence Day
- 5 – Rockin' On the River at Black River Landing
- 12 – Rockin' On the River at Black River
- 13 – Rockin' On the River at Black River Landing
- 22 – MH & Well-Being for the Clinical Provider (virtual)
- 26 – Rockin' On the River at Black River Landing

AUGUST 2024

- 2 – Rockin' On the River at Black River Landing
- 3 – Rockin' On the River at Black River Landing
- 9 – Rockin' On the River at Black River Landing
- 16 – Handle With Care Training at Vermilion High School
- 16 – Rockin' On the River at Black River Landing
- 18-25 – Lorain County Fair in Wellington
- 23 – Rockin' On the River at Black River Landing
- 26 – Best Practices for Providing Care to Clients w/Complex Developmental Trauma Training
- 30 – Rockin' On the River at Black River Landing
- 30 – Lorain County's Overdose Awareness Vigil 31



BOARD MEETING – CONSENT AGENDA – June 25, 2024
RESOLUTION No. 24-06-02

Once the motion has been received to approve the consent agenda the chairman opens the floor for any questions from the board members. During this time, board members may ask questions or request items be removed from the consent agenda for further discussion. If any items were removed from the consent agenda the chairman will determine where on the agenda those items will be discussed.

Ad Hoc Levy Committee:

1. Recommendation – Enter into contract with J.S. Strategies, LLC for levy campaign consulting/production in the amount not to exceed \$68,000.00.

RESOLUTION No. 24-06-03 C

2. Recommendation – Authorize the Executive Director to send correspondence to the Lorain County Board of Commissioners requesting the levy to be placed on the November 2024 ballot. **RESOLUTION No. 24-06-04 C**

Governance Committee:

1. Recommendation – Approval of suggested language change in Appendix A “Special Rules” Item 2 to reflect time limits to include Committee Meetings.

RESOLUTION No. 24-06-05 C

Finance Committee:

1. Recommendation – Approval of the MHARS Board **FY24** Financial Statements through **May 2024** **RESOLUTION No. 24-06-06 C**

2. Recommendation – Approval of the MHARS Board Listing of Expenses for **May** totaling **\$2,256,961.73** **RESOLUTION No. 24-06-07 C**

3. Recommendation – Approval of the MHARS Board **FY25** budget revisions. **RESOLUTION No. 24-06-08 C**

4. Recommendation – Approval of *Contracts to be Authorized by the MHARS Board of Directors.* **RESOLUTION No. 24-06-09 C**



BOARD MEETING – CONSENT AGENDA – June 25, 2024
RESOLUTION No. 24-06-02

Executive Committee:

1. Recommendation – Approval to enter into a two-year contract with Michael K. Doud for the Executive Director position, with a 5% salary increase each year effective 7/1/2024-6/30/2026 **RESOLUTION No. 24-06-10 C**

© = Consent Agenda by the Board Chair

C = Consent Agenda by the Committee Chair

Nominating Committee

NOMINATING COMMITTEE: The Committee shall conduct interviews and shall make recommendations of potential BOD members to the BOD to formally request the appropriate appointing authorities to fill vacancies. The Committee shall endeavor to ensure that the composition of the BOD reflects the demographic characteristics of Lorain County.

The Nominating Committee shall have the responsibility to prepare, recommend, and nominate candidates for election as officers to be submitted to the BOD at its May meeting, after soliciting names of candidates from the members of the BOD after which the nominations shall be closed. The Nominating Committee shall convene, consider, and recommend to the BOD candidates for vacant officer positions and shall act by a majority vote of its members. The Nominating Committee shall propose the slate of candidates for BOD officer positions by the June Board meeting each year.

The Committee will have supervisory capacity regarding:

- New member orientation

The Committee will establish and supervise a:

- Board Member Mentoring Procedure
- Process for Community Representatives serving on the Committees.

Committee Members: Michele Flanagan (Committee Chair), Mike Babet, Tim Carrion, Dr. Hope Moon, Sandra Premura, Dan Urbin (ex officio)

Slate of Officers for FY25

The nominations for the slate of officers are:

Chair: Dan Urbin

Vice Chair: Mike Babet

Secretary: Sandra Premura

Chief Governance Officer: James Schaeper

Recommendation – Approval of the Slate of Officers for FY25 **RESOLUTION No. 24-06-**

11